

IONOSPHERIC DATA IN JAPAN

FOR SEPTEMBER 2000

VOL. 52 NO. 9

CONTENTS

| | |
|---|---|
| Preface | |
| Introduction | 1 |
| A. Ionosphere | |
| A1. Automatic Scaling | |
| Hourly Values at Wakkanai (f_oF2 , fEs and $fmin$) | 4 |
| Hourly Values at Kokubunji (f_oF2 , fEs and $fmin$) | 5 |
| Hourly Values at Yamagawa (f_oF2 , fEs and $fmin$) | 8 |
| Hourly Values at Okinawa (f_oF2 , fEs and $fmin$) | 9 |
| Summary Plots at Wakkanai | 12 |
| Summary Plots at Kokubunji | 13 |
| Summary Plots at Yamagawa | 21 |
| Summary Plots at Okinawa | 22 |
| Monthly Medians $h'F$ and $h'Es$ | 30 |
| Monthly Medians Plot of f_oF2 | 31 |
| A2. Manual Scaling | |
| Hourly Values at Kokubunji | 32 |
| f -plot at kokubunji | 46 |
| B. Solar Radio Emission | |
| B1. Daily Data at Hiraiso | 55 |
| B2. Outstanding Occurrences at Hiraiso | 56 |
| B3. Summary Plots of $F_{10.7}$ at Hiraiso | 58 |
| 《 Real time Ionograms on the Web | http://wdc-c2.crl.go.jp/index_eng.html 》 |



COMMUNICATIONS RESEARCH LABORATORY
MINISTRY OF POSTS AND TELECOMMUNICATIONS

TOKYO, JAPAN

INTRODUCTION

This Series contains data on ionosphere (I), solar radio emission (S) and radio propagation (P) obtained at the follow-

ing stations under the Communications Research Laboratory, Ministry of Posts and Telecommunications of Japan.

| Station | Geographic | | Geomagnetic | | Technical Method |
|-----------|------------|------------|-------------|-----------|--------------------------|
| | Latitude | Longitude | Latitude | Longitude | |
| Wakkanai | 45°23.5'N | 141°41.2'E | 35.3°N | 206.5° | Vertical Sounding (I) |
| Kokubunji | 35°42.4'N | 139°29.3'E | 25.5°N | 205.8° | Vertical Sounding (I) |
| Yamagawa | 31°12.1'N | 130°37.1'E | 20.4°N | 198.3° | Vertical Sounding (I) |
| Okinawa | 26°16.9'N | 127°48.4'E | 15.3°N | 196.0° | Vertical Sounding (I) |
| Hiraiso | 36°22.0'N | 140°37.5'E | 26.3°N | 206.8° | Solar Radio Emission (S) |
| Inubo | 35°42.2'N | 140°51.5'E | 25.6°N | 207.0° | Radio Receiving (P) |

A. IONOSPHERE

Ionospheric observations are carried out at the above four stations in Japan by means of vertical sounding using ionosondes. The ionosonde produces ionograms, which are recorded digitally on computer storage medium as well as graphically on 35 mm photographic film. The digitally-recorded ionograms are collected from each station by the central computer and reduced to numerical values and Summary Plots by the automatic processing system. The ionograms obtained at Kokubunji are manually scaled as well by experienced specialists to supplement automatically-scaled parameters.

A1. Automatic Scaling

Digital ionograms are automatically scaled by the pattern recognition method. The following five factors of ionospheric characteristics are published for the present. The reliability of these factors has been ascertained by comparison of the automatically-scaled parameters with the manually-scaled values of large amounts of test ionograms.

The published data consist of tabulations of hourly values of three factors (f_oF_2 , fEs , $fmin$) and monthly medians of two factors ($h'Es$, $h'F$), daily Summary Plots and monthly medians plot of f_oF_2 .

a. Characteristics of Ionosphere

| | |
|-----------------|---|
| f_oF_2 | Ordinary wave critical frequency for the F_2 layer |
| fEs | Highest frequency of the Es layer whether it may be ordinary or extraordinary |
| $fmin$ | Lowest frequency which shows vertical ionospheric reflections |
| $h'Es$ $h'F$ | Minimum virtual height on the ordinary wave for the Es and F layers, respectively |

b. Descriptive Letters

The following descriptive letters are used in the tables.

- A Impossible measurement because of the presence of a lower thin layer, for example Es (for f_oF_2).
- B Impossible measurement because of absorption in the vicinity of $fmin$.
- C Impossible measurement because of any failure in observation.
- G Impossible automatic scaling because of too small ionization density of the layer (for fEs).
- N Impossible automatic scaling because of complex echoes.
- Blank No digital record because of trouble in the automatic data processing system, but existence of film record.

c. Definitions of the CNT, MED, UQ and LQ

Median count (CNT) is the number of numerical values from which the median has been computed. In addition to numerical values, the count may include a descriptive letter G.

Median (MED) is defined as the middle value when the numerical values are arranged in order of magnitude, or the

average of the two middle values if there is an even number of values.

Upper quartile (UQ) is the median value of the upper half of the values when they are ranked according to magnitude; the **lower quartile (LQ)** is the median value of the lower half.

If CNT is less than 10, there are blank spaces left.

d. Reliability of Automatic Scaling

The results of the comparison between automatically-scaled values and manually-scaled ones showed that hourly values of f_oF_2 , fEs and $fmin$ were scaled within a difference of 1 MHz from about 90, 90 and 99%, respectively of the test ionograms.

e. Summary Plot

Daily Summary Plots which are made from quarter-hourly digital ionograms are published to present general ionosphere conditions. The upper and middle parts of a Summary Plot show the diurnal variation of the frequency range of the echoes reflected from the F and E regions, respectively. The two solid arcing lines indicate the predicted values of f_xE and f_oE calculated by the method described in the CCIR report 340. The lower part shows the diurnal variation of the virtual height where the echo traces become horizontal.

A2. Manual Scaling

The published data consist of tabulations of hourly values of the ionospheric characteristics and figures of daily f -plot.

All symbols and terminology in the tables or figures of ionospheric data are used in accordance with the "URSI Handbook of Ionogram Interpretation and Reduction (Second Edition) 1972" and its revision of chapters 1-4, published in July 1978.

a. Characteristics of Ionosphere

| | |
|---|--|
| f_xl | Top frequency of spread F trace |
| f_oF_2 f_oF_1 f_oE f_oEs | Ordinary wave critical frequency for the F_2, F_1, E and Es including particle E layers, respectively |
| $fbEs$ | Blanketing frequency of the Es layer, e.g. the lowest ordinary wave frequency visible through Es |
| $fmin$ | Lowest frequency which shows vertical ionospheric reflections |
| $M(3000)F_2$ $M(3000)F_1$ | Maximum usable frequency factor for a path of 3000 km for transmission by F_2 and F_1 layers, respectively |
| $h'F_2$ $h'F$ $h'E$ $h'Es$ | Minimum virtual height on the ordinary wave for the F_2 , whole F, E and Es layers, respectively |
| Types of Es | See below b.(iii) |

b. Symbols

(i) Descriptive Letters

The following letters are entered after, or used to replace a numerical value on the monthly tabulation sheets, if necessary.

- A Measurement influenced by, or impossible because of, the presence of a lower thin layer, for example *Es*.
- B Measurement influenced by, or impossible because of, absorption in the vicinity of *fmin*.
- C Measurement influenced by, or impossible because of, any non-ionospheric reason.
- D Measurement influenced by, or impossible because of, the upper limit of the normal frequency range in use.
- E Measurement influenced by, or impossible because of, the lower limit of the normal frequency range in use.
- F Measurement influenced by, or impossible because of, the presence of spread echoes.
- G Measurement influenced or impossible because the ionization density of the layer is too small to enable it to be made accurately.
- H Measurement influenced by, or impossible because of, the presence of a stratification.
- K Presence of particle *E* layer.
- L Measurement influenced or impossible because the trace has no sufficiently definite cusp between layers.
- M Interpretation of measurement questionable because the ordinary and extraordinary components are not distinguishable.
- N Conditions are such that the measurement cannot be interpreted.
- O Measurement refers to the ordinary component.
- P Man-made perturbations of the observed parameter; or spur type spread *F* present.
- Q Range spread present.
- R Measurement influenced by, or impossible because of, attenuation in the vicinity of a critical frequency.
- S Measurement influenced by, or impossible because of, interference or atmospheric.
- T Value determined by a sequence of observations, the actual observation being inconsistent or doubtful.
- V Forked trace which may influence the measurement.
- W Measurement influenced or impossible because the echo lies outside the height range recorded.
- X Measurement refers to the extraordinary component.
- Y Lacuna phenomena, severe layer tilt.
- Z Third magneto-electronic component present.

(ii) Qualifying Letters

The following letters are entered in the first column before a numerical value on the monthly tabulation sheets, if necessary.

- A Less than. Used only when *fbEs* is deduced from *foEs* because total blanketing of higher layer is present.
- D Greater than.
- E Less than.
- I Missing value has been replaced by an interpolated value.
- J Ordinary component characteristic deduced from the extraordinary component.

M Mode interpretation uncertain.

O Extraordinary component characteristic deduced from the ordinary component. (Used for x-characteristics only.)

T Value determined by a sequence of observations, the actual observation being inconsistent or doubtful.

U Uncertain or doubtful numerical value.

Z Measurement deduced from the third magneto-electronic component.

(iii) Description of Types of *Es*

When more than one type of *Es* trace are present on the ionogram, the type for the trace used to determine *foEs* must be written first. The number of multiple trace is indicated after the type letter.

The types are:

- f An *Es* trace which shows no appreciable increase of height with frequency.
- l A flat *Es* trace at or below the normal *E* layer minimum virtual height or below the particle *E* layer minimum virtual height.
- c An *Es* trace showing a relatively symmetrical cusp at or below *foE*. (Usually a daytime type.)
- h An *Es* trace showing a discontinuity in height with the normal *E* layer trace at or above *foE*. The cusp is not symmetrical, the low frequency end of the *Es* trace lying clearly above the high frequency end of the normal *E* trace. (Usually a daytime type.)
- q An *Es* trace which is diffuse and non-blanketing over a wide frequency range.
- r An *Es* trace showing an increase in virtual height at the high frequency end similar to group retardation.
- a An *Es* trace having a well-defined flat or gradually rising lower edge with stratified and diffuse traces present above it.
- s A diffuse *Es* trace which rises steadily with frequency and usually emerges from another type *Es* trace.
- d A weak diffuse trace at heights below 95 km associated with high absorption and large *fmin*.
- n The designation 'n' is used to denote an *Es* trace which cannot be classified into one of the standard types.
- k The designation 'k' is used to show the presence of particle *E*. When *foEs* > *foE* (particle *E*) the *Es* type precedes k.

c. Definitions of the CNT, MED, UQ and LQ

Median count (CND) is the number of values from which the median has been computed. In addition to numerical values, the count may include certain descriptive letters.

Median (MED) is the middle value when the numerical values are arranged in order of magnitude, or the average of the two middle values if there is an even number of values.

Upper quartile (UQ) is the median value of the upper half of the values when they are ranked according to magnitude; the *lower quartile* (LQ) is the median value of the lower half.

B. SOLAR RADIO EMISSION

Solar radio observations at 200, 500 and 2800 MHz are carried out at Hiraiso. The observation equipment consists of three parabolic antennas, one with 10-meter diameter for 200 MHz measurements, one with 6-meter diameter for 500 MHz measurements and one with 2-meter diameter for 2800 MHz measurements, each being equipped with a pair of crossed doublet antennas as a primary radiator, and three appropriate receivers. Each pair of the crossed doublet antennas is used as a polarimeter. Observations are continuously carried out almost from sunrise to sunset.

B1. Daily Data at Hiraiso

The three-hourly mean and daily mean values of the solar radio emission intensities are tabulated for 500 MHz measurements. The intensities are expressed by the flux density in $10^{-22} \text{ Wm}^{-2} \text{ Hz}^{-1}$ unit.

The following symbols are used in the tables, when inter-

ference or radio bursts prevented measuring the base-level flux densities or determining the variability indices:

* Measurement impossible because of interference.

B Measurement impossible because of bursts. Daily data within parentheses mean that the observation time does not exceed one third of the period.

B2. Outstanding Occurrences at Hiraiso

The table is a list of outstanding occurrences of solar radio emission bursts observed at 200, 500 and 2800 MHz during a month.

Listed in the table are the date, frequencies, the type of event, the start time and the time of maximum, both in U.T. expressed in hours, minutes and tenths of a minute, the duration in minutes, the peak and mean flux densities in $10^{-22} \text{ Wm}^{-2} \text{ Hz}^{-1}$ unit, and the polarization.

The type of event is expressed by a combination of a numerical code and a letter symbol in accordance with the "Descriptive Text of Solar Geophysical Data, NOAA" as defined by H. Tanaka in the "Instruction Manual for Monthly Report of Solar Radio Emission, WDC-C2" in January 1975:

| SGD Code | Letter Symbol | Morphological Classification |
|----------|---------------|------------------------------|
| 1 | S | Simple 1 |
| 2 | S/F | Simple 1F |
| 3 | S | Simple 2 |
| 4 | S/F | Simple 2F |
| 5 | S | Simple |
| 6 | S | Minor |
| 7 | C | Minor* |
| 8 | S | Spike |
| 20 | GRF | Simple 3 |
| 21 | GRF | Simple 3A |
| 22 | GRF | Simple 3F |
| 23 | GRF | Simple 3AF |
| 24 | R | Rise |
| 25 | R | Rise A |
| 26 | FAL | Fall |
| 27 | RF | Rise and Fall |
| 28 | PRE | Precursor |
| 29 | PBI | Post Burst Increase |
| 30 | PBI | Post Burst Increase A |
| 31 | ABS | Post Burst Decrease |
| 32 | ABS | Absorption |
| 40 | F | Fluctuations |
| 41 | F | Group of Bursts |
| 42 | SER | Series of Bursts |
| 43 | NS | Onset of Noise Storm |

| SGD Code | Letter Symbol | Morphological Classification |
|----------|---------------|------------------------------|
| 44 | NS | Noise Storm in progress |
| 45 | C | Complex |
| 46 | C | Complex F |
| 47 | GB | Great Burst |
| 48 | C | Major |
| 49 | GB | Major* |

The polarization is expressed by the polarization degree and sense as follows:

| | |
|-----------|---|
| R or L | right- or left-handed polarization, |
| W, M or S | weak, moderate or strong polarization, |
| 0 | almost zero or unable to detect polarization due to small increase of flux, |
| 00 | polarization degree of less than 1 percent. |

One of the following symbols may be attached after numerical values, if necessary.

| | |
|---|------------------------------|
| D | greater than, or later than, |
| E | less than or earlier than, |
| U | approximate, or uncertain. |

B3. Summary Plots of $F_{10.7}$ at Hiraiso

The 10.7 cm solar radio flux at Hiraiso is plotted over a one month period. The 10.7 cm flux ($F_{10.7}$) is determined by adjusting the 10.7 cm radio flux measured at Hiraiso to the Pentintont 10.7 cm radio flux. The figure on the right-hand side shows the $F_{10.7}$ index estimated at Hiraiso.

The following symbols are used in the $F_{10.7}$ index:

| | |
|---|----------------------------------|
| * | Measurement made not at 3h U.T.. |
| B | Measurement affected by bursts. |

C. RADIO PROPAGATION

C1. Phase Variation in OMEGA Radio Waves at Inubo

The phase values of eight OMEGA radio signals as received at Inubo are depicted for an interval of one month, along with the phase deviation defined as a deviation from a value averaged over the six quietest day within the month. Particulars of the received signals are given in the table below.

In each of the four panels of the figure, the phase (ϕ) is shown in the lower part and the phase deviation ($\Delta\phi$) is shown in the upper part. The phase data are sampled every 30 min, so the curves of the phase and phase deviation are composed of 48 data points per day. The phase delay is measured as a positive value.

The polar cap phase anomaly (PCPA) caused by the solar protons are well detected on the Norway signal. The start, end and maximum times of the PCPA are listed in the table next to the figure, where the times are expressed as day / hour & minute in U.T.. The maximum phase deviation in the list is defined as a phase advance (negative values in the figure) in degrees.

C2. Sudden Phase Anomaly (SPA) at Inubo

Data of sudden phase anomaly (SPA) are prepared from the records of phase measurement of VLF radio waves received at Inubo. The transmitting stations are listed in the following table.

Phase advance is shown in unit of degree at its maximum stage. No transmission or no reception during the period is indicated by -, an indistinguishable record is spaced out, and a multi-peak event is marked by *. The most remarkable or distinct phase advance is underlined and listed in the column of *Time*.

In table (b) SPA, *date* indicates the day to which the *start-time* of the event belongs.

The following letters may be attached to the value, if necessary.

| | |
|---|------------------------|
| D | greater than, |
| E | less than, |
| U | uncertain or doubtful. |

| Transmitting Stations | | | | | | |
|-----------------------|--------------------------------------|----------|-----------|--------------------|----------------------------|------------------------------------|
| Name | Location (Geographic Coordinates) | | Call Sign | Frequency (kHz) | Radiation Power (kW) | Arc Distance from Inubo (km) |
| Norway | 66°25'N | 013°08'E | /N | 13.6 | 10 | 7820 |
| Liberia | 06°18'N | 010°40'W | /L | 13.6 | 10 | 14480 |
| Hawaii | 21°24'N | 157°50'W | /H | 13.6 | 10 | 6100 |
| North Dakota | 46°22'N | 098°20'W | /ND | 13.6 | 10 | 9140 |
| La Reunion | 20°58'S | 055°17'E | /LR | 13.6 | 10 | 10970 |
| Argentina | 43°03'S | 065°11'W | /AR | 13.6 | 10 | 17640 |
| Australia | 38°29'S | 146°56'E | /AU | 13.6 | 10 | 8270 |
| Japan | 34°37'N | 129°27'E | /J | 13.6 | 10 | 1040 |
| North West Cape | 21°49'S | 114°10'E | NWC | 22.3 | 1000 | 6990 |

The propagation is expressed by the extinction degree and given as follows:

W.M or S: weak/moderate or strong polarization
 F or L: left- or left-handed polarization
 almost zero or unable to detect polarization
 0: polarization degree of less than 1 percent
 1: rise to small increase of flux

One of the following symbols may be attached after numerical values if necessary:

0: ...
 1: ...
 2: ...
 3: ...
 4: ...
 5: ...
 6: ...
 7: ...
 8: ...
 9: ...
 10: ...
 11: ...
 12: ...
 13: ...
 14: ...
 15: ...
 16: ...
 17: ...
 18: ...
 19: ...
 20: ...
 21: ...
 22: ...
 23: ...
 24: ...
 25: ...
 26: ...
 27: ...
 28: ...
 29: ...
 30: ...
 31: ...
 32: ...
 33: ...
 34: ...
 35: ...
 36: ...
 37: ...
 38: ...
 39: ...
 40: ...
 41: ...
 42: ...
 43: ...
 44: ...
 45: ...
 46: ...
 47: ...
 48: ...
 49: ...

HOURLY VALUES

IONOSPHERIC DATA of Wakkanai is not available due to the ionosonde trouble.

IONOSPHERIC DATA of Wakkanai is not available due to the ionosonde trouble.

The following table lists the transmitting stations used for the ionospheric measurements at Wakkanai. The table includes the station name, geographic coordinates, call sign, frequency, and radiating power.

The following table lists the transmitting stations used for the ionospheric measurements at Wakkanai. The table includes the station name, geographic coordinates, call sign, frequency, and radiating power.

| Name | Location (Geographic Coordinates) | Call Sign | Frequency (kHz) | Radiating Power (kW) | Arc Distance from Inpdc (km) |
|------------------|-----------------------------------|-----------|-----------------|----------------------|------------------------------|
| Norway | 66°52'N 013°08'E | IN | 13.6 | 10 | 7850 |
| Liberia | 06°18'N 010°40'W | LI | 13.6 | 10 | 14480 |
| Hawaii | 21°24'N 157°50'W | HI | 13.6 | 10 | 8100 |
| North Dakota | 46°52'N 098°50'W | ND | 13.6 | 10 | 8140 |
| La Reunion | 20°59'S 058°17'E | LR | 13.6 | 10 | 70870 |
| Argentina | 43°03'S 067°11'W | AR | 13.6 | 10 | 17640 |
| Antarctica | 59°59'S 148°56'E | AN | 13.6 | 10 | 8170 |
| Japan | 34°17'N 140°17'E | JA | 13.6 | 10 | 1040 |
| North West Coast | 51°40'S 173°00'E | NW | 13.6 | 100 | 9980 |

HOURLY VALUES OF foF2 AT Kokubunji

SEP. 2000

LAT. 35°42.4'N LON. 139°29.3'E SWEEP 1MHz TO 25MHz AUTOMATIC SCALING

| H D | 00 | 01 | 02 | 03 | 04 | 05 | 06 | 07 | 08 | 09 | 10 | 11 | 12 | 13 | 14 | 15 | 16 | 17 | 18 | 19 | 20 | 21 | 22 | 23 |
|--------|----|----|----|----|----|----|----|-----|-----|-----|-----|-----|-----|-----|-----|-----|-----|-----|-----|----|----|----|----|----|
| 1 | 74 | 68 | 63 | 60 | 57 | 57 | 94 | 92 | 113 | 104 | 104 | 110 | 104 | 102 | 102 | 100 | 96 | 93 | | 94 | 81 | 67 | 64 | 68 |
| 2 | 67 | 67 | 68 | 56 | 56 | 53 | 82 | 114 | 94 | 101 | 116 | 107 | 114 | 112 | 108 | 103 | 97 | 93 | 96 | 93 | 81 | 94 | 93 | 74 |
| 3 | 57 | 68 | 68 | 60 | 58 | 67 | 93 | 116 | 122 | 102 | 108 | 115 | 110 | 96 | 87 | 81 | 91 | 94 | 91 | 81 | 81 | 94 | 67 | 68 |
| 4 | 57 | A | 58 | 55 | 53 | 69 | 94 | 116 | 100 | 97 | 100 | 100 | 98 | 98 | 100 | 98 | 97 | 86 | 93 | 94 | 92 | 68 | A | 67 |
| 5 | A | 68 | 68 | 67 | 53 | 50 | 94 | 94 | 98 | 86 | 96 | 112 | 114 | 94 | 92 | 98 | 100 | 98 | 106 | 84 | 80 | A | 68 | 77 |
| 6 | 92 | 95 | 75 | | 68 | 67 | 94 | 94 | 98 | 102 | 110 | 110 | 111 | 106 | 102 | 97 | 93 | 96 | 114 | 85 | 82 | 82 | | 95 |
| 7 | 92 | 68 | 72 | 68 | 60 | 68 | 94 | 114 | 117 | 104 | 108 | 120 | 109 | 106 | 106 | 105 | 102 | 112 | 104 | 81 | 68 | 67 | | 73 |
| 8 | | 73 | 60 | | 60 | 69 | 93 | 104 | 102 | 109 | 112 | 94 | 101 | 82 | 83 | 82 | 83 | 96 | 104 | A | 68 | 74 | 69 | 67 |
| 9 | 68 | | 60 | 62 | 50 | 44 | 67 | 82 | 84 | 92 | 103 | 100 | 86 | 83 | 83 | 83 | 91 | 100 | 110 | 67 | 57 | 58 | 58 | 58 |
| 10 | 57 | 57 | 60 | 59 | 51 | 51 | | 94 | 95 | | 94 | 104 | 97 | 91 | 96 | 97 | 103 | 113 | 111 | 94 | 67 | 67 | 68 | 66 |
| 11 | 62 | 68 | 67 | 60 | 57 | 68 | | 94 | 97 | 96 | 96 | 94 | 107 | 96 | 98 | 112 | 112 | 113 | 100 | 82 | 70 | 67 | 68 | 77 |
| 12 | 74 | 71 | 60 | 61 | 56 | 55 | 92 | 107 | 101 | 90 | 99 | 104 | 106 | 97 | 103 | 103 | 106 | 108 | 114 | 92 | | 80 | 94 | 94 |
| 13 | 94 | 68 | | | 60 | 58 | 83 | 113 | 114 | 106 | 114 | 105 | 108 | 118 | 113 | 106 | 98 | 92 | 104 | 60 | A | A | 61 | 61 |
| 14 | 57 | 60 | 60 | 68 | 35 | A | 73 | 86 | 93 | 98 | 103 | 106 | 110 | 106 | 100 | 103 | 96 | 114 | | 95 | A | 60 | 68 | 67 |
| 15 | 68 | 67 | 58 | 54 | 52 | | 92 | 102 | 104 | 103 | 114 | 118 | 120 | 112 | 103 | 102 | 96 | 93 | | 92 | 94 | 69 | 64 | 68 |
| 16 | 58 | 69 | 62 | 59 | 57 | A | 66 | 94 | 92 | 105 | 113 | 107 | 97 | 111 | 118 | 108 | 115 | 93 | 94 | 82 | 92 | 69 | 60 | 60 |
| 17 | 62 | 68 | 62 | 60 | 57 | 48 | 70 | 104 | 113 | | | | 98 | 97 | 86 | 103 | 102 | 98 | 86 | 94 | 68 | 70 | 67 | 68 |
| 18 | 53 | 57 | 60 | | 48 | | 70 | 113 | 89 | 113 | 115 | 81 | 100 | 125 | 102 | 106 | 91 | 104 | 102 | 82 | 76 | 75 | 68 | 68 |
| 19 | 66 | 60 | 69 | 69 | 53 | | 66 | 94 | 116 | 104 | 103 | 96 | 107 | 111 | 115 | 114 | 110 | 116 | 112 | | 72 | 67 | 68 | 68 |
| 20 | 61 | 65 | 68 | 66 | A | | 58 | 82 | 82 | 81 | 78 | 82 | 85 | 93 | 84 | 92 | 101 | 95 | 85 | 94 | 57 | 58 | 60 | 60 |
| 21 | 60 | 58 | 60 | 58 | 56 | 57 | | 93 | 82 | 88 | 90 | 98 | 113 | 108 | 112 | 107 | 114 | 114 | | 95 | 58 | 68 | 60 | 69 |
| 22 | 60 | 60 | 60 | 60 | 57 | | | 92 | | 101 | 114 | 112 | 111 | 111 | 118 | 103 | 98 | 102 | 106 | | | 60 | 68 | 69 |
| 23 | 68 | 67 | 68 | 59 | 56 | 57 | | 96 | 115 | 103 | 106 | 105 | 106 | 106 | 103 | 107 | 114 | 114 | 95 | 95 | 60 | 63 | 68 | 65 |
| 24 | 60 | 68 | 67 | 56 | 57 | 55 | 93 | 108 | 116 | 96 | 91 | 96 | 105 | 112 | 112 | 103 | 116 | 94 | 90 | 82 | 70 | 70 | 68 | 70 |
| 25 | 68 | 61 | 61 | 54 | 57 | 67 | 94 | 117 | 116 | 92 | 98 | 102 | 112 | 120 | 115 | 110 | 116 | 116 | 119 | 95 | 80 | 71 | 68 | A |
| 26 | 67 | 63 | 51 | 60 | 50 | 60 | 75 | 93 | 86 | | 93 | 98 | 103 | 108 | 102 | 96 | 91 | 93 | 93 | 67 | | 68 | 58 | 67 |
| 27 | 60 | 52 | 59 | 60 | 60 | | 94 | 92 | 116 | 110 | 106 | 110 | 106 | 98 | 101 | 97 | 93 | 93 | 88 | 69 | 81 | 70 | 68 | 68 |
| 28 | 60 | 56 | 68 | 58 | 57 | 54 | 94 | 94 | 104 | 114 | 127 | 131 | 131 | 133 | 127 | 117 | 113 | 122 | 86 | 68 | 69 | 76 | 69 | 67 |
| 29 | 62 | 68 | 61 | 57 | 60 | 69 | 94 | 103 | 120 | 120 | 127 | 126 | 111 | 115 | 117 | 114 | 116 | 104 | 97 | 82 | 76 | 72 | 69 | 68 |
| 30 | 68 | 60 | 57 | 60 | 67 | 67 | 86 | 117 | 111 | 111 | 115 | 117 | 116 | 122 | 118 | 117 | 116 | 113 | 101 | 95 | 72 | 68 | 56 | 59 |
| 31 | | | | | | | | | | | | | | | | | | | | | | | | |
| | 00 | 01 | 02 | 03 | 04 | 05 | 06 | 07 | 08 | 09 | 10 | 11 | 12 | 13 | 14 | 15 | 16 | 17 | 18 | 19 | 20 | 21 | 22 | 23 |
| CNT | 28 | 28 | 29 | 26 | 29 | 22 | 25 | 30 | 29 | 27 | 29 | 29 | 30 | 30 | 30 | 30 | 30 | 30 | 26 | 27 | 25 | 28 | 27 | 29 |
| MED | 62 | 67 | 61 | 60 | 57 | 58 | 92 | 95 | 102 | 102 | 106 | 105 | 107 | 106 | 102 | 103 | 100 | 99 | 100 | 85 | 72 | 68 | 68 | 68 |
| U Q | 68 | 68 | 68 | 61 | 59 | 67 | 94 | 113 | 115 | 106 | 114 | 112 | 111 | 112 | 113 | 107 | 113 | 113 | 106 | 94 | 81 | 73 | 68 | 69 |
| L Q | 60 | 60 | 60 | 58 | 53 | 54 | 71 | 93 | 93 | 96 | 97 | 98 | 101 | 97 | 98 | 97 | 96 | 93 | 93 | 81 | 68 | 67 | 61 | 66 |

HOURLY VALUES OF fEs AT Kokubunji

SEP. 2000

LAT. 35°42.4'N LON. 139°29.3'E SWEEP 1MHz TO 25MHz AUTOMATIC SCALING

| H D | 00 | 01 | 02 | 03 | 04 | 05 | 06 | 07 | 08 | 09 | 10 | 11 | 12 | 13 | 14 | 15 | 16 | 17 | 18 | 19 | 20 | 21 | 22 | 23 | |
|--------|----|----|----|----|----|----|----|----|----|----|----|----|----|----|----|----|----|----|----|----|-----|-----|----|----|---|
| 1 | G | G | G | G | 33 | 43 | 25 | 35 | 39 | 25 | 41 | G | G | G | G | | 32 | 26 | 57 | 41 | 34 | 28 | 32 | G | |
| 2 | G | G | G | G | G | G | 30 | 33 | 31 | 46 | G | 36 | G | G | | 34 | 35 | 41 | 33 | 30 | 24 | 51 | 28 | G | |
| 3 | G | G | G | G | G | G | 32 | 27 | 48 | 53 | G | 60 | 61 | 47 | 36 | 40 | 61 | 50 | 43 | 74 | 35 | 30 | 35 | 30 | |
| 4 | 40 | 54 | 30 | 30 | 29 | 39 | 31 | 40 | 49 | 47 | G | G | | 40 | 46 | 33 | 29 | 30 | 28 | G | 36 | G | 68 | 33 | |
| 5 | 34 | 48 | 31 | 27 | G | G | 24 | 30 | 39 | 52 | 58 | 59 | 59 | G | G | 46 | 39 | 39 | 26 | 28 | 36 | 159 | 36 | 32 | |
| 6 | 29 | G | G | G | G | G | 33 | 33 | 66 | 40 | 50 | G | 52 | 44 | 40 | 33 | 50 | 55 | 38 | G | 30 | 30 | | 30 | |
| 7 | G | G | G | G | 40 | 31 | 22 | 28 | 29 | 34 | G | G | G | G | G | 33 | 32 | 26 | G | G | G | G | 26 | 26 | |
| 8 | 27 | 27 | 26 | 26 | G | 31 | 63 | 28 | 42 | 46 | G | G | G | 37 | 30 | 42 | 48 | 46 | 58 | 98 | 60 | 28 | G | 26 | |
| 9 | G | 30 | 27 | G | G | G | 29 | 37 | 33 | 31 | 27 | G | G | G | G | | 31 | 44 | 40 | 38 | 29 | 30 | G | G | |
| 10 | G | G | G | G | G | G | G | 38 | 37 | 40 | 38 | G | G | | 39 | 38 | 28 | 34 | 36 | G | G | G | G | G | |
| 11 | G | G | G | G | G | G | 32 | 32 | 34 | 35 | G | G | | 37 | 34 | 54 | 37 | 28 | 38 | G | 32 | G | G | G | |
| 12 | G | G | G | G | G | G | 33 | 37 | 34 | 32 | 30 | 29 | G | G | 35 | 31 | 34 | 34 | 28 | G | | G | G | G | |
| 13 | G | G | G | G | G | G | 23 | 57 | 53 | 38 | G | G | G | G | 31 | 49 | 49 | 48 | 46 | 54 | 38 | 69 | 42 | 42 | |
| 14 | 33 | 25 | 26 | G | G | 34 | 46 | 52 | 58 | 42 | 39 | G | G | 40 | 28 | 32 | 36 | 84 | | | 105 | 41 | 28 | G | |
| 15 | 24 | G | G | G | G | 30 | 30 | 41 | 74 | 44 | 52 | 57 | G | 32 | 35 | G | 32 | 29 | 31 | 24 | G | 39 | 46 | 28 | |
| 16 | G | 24 | G | 33 | G | 33 | 24 | 30 | G | 42 | 38 | 39 | 35 | G | G | 26 | 31 | 39 | 37 | 29 | 32 | 28 | G | G | |
| 17 | G | 25 | G | G | G | G | G | 38 | 40 | | G | G | G | G | G | | 32 | 30 | 30 | G | G | G | G | G | |
| 18 | G | G | G | G | G | G | G | 28 | 30 | 33 | G | G | G | G | G | | 31 | 47 | 36 | 26 | G | G | G | 22 | G |
| 19 | G | G | G | G | G | G | G | 34 | G | G | G | G | G | G | 36 | 32 | 31 | 22 | 27 | G | G | 58 | 28 | G | |
| 20 | 32 | G | G | G | 30 | 33 | 34 | 34 | 38 | G | G | G | G | G | 61 | 60 | 21 | 23 | 57 | 46 | 43 | 47 | G | G | |
| 21 | G | G | G | G | G | G | G | 46 | G | G | G | G | G | G | 28 | 33 | 30 | 26 | G | 39 | G | G | G | G | |
| 22 | G | 28 | G | G | G | G | 32 | 31 | 32 | 33 | 34 | 34 | 33 | G | G | 30 | 29 | 20 | G | G | | G | G | G | |
| 23 | G | G | G | G | G | 30 | G | 33 | 33 | G | G | G | G | G | G | | 28 | 35 | 31 | 28 | G | G | G | G | |
| 24 | G | G | G | G | G | G | 32 | 35 | 33 | 50 | G | G | G | G | 34 | 32 | 49 | 40 | 41 | 38 | 49 | G | G | G | |
| 25 | G | G | G | G | G | G | | 32 | 33 | G | 45 | G | G | G | G | 50 | 44 | 37 | 57 | 55 | 40 | G | G | 63 | |
| 26 | 38 | 24 | G | G | G | G | 33 | 41 | 53 | G | 57 | 33 | G | G | | 32 | 47 | 53 | 39 | 26 | 42 | G | G | G | |
| 27 | G | G | G | G | G | G | G | 29 | 31 | 58 | 44 | G | 30 | 31 | G | 29 | 29 | 25 | G | 26 | G | 28 | 29 | 25 | |
| 28 | 23 | G | G | G | G | G | G | 32 | 33 | 30 | G | G | G | G | 35 | 34 | 34 | 28 | 33 | G | G | G | G | G | |
| 29 | G | G | G | G | G | 33 | 29 | 33 | 34 | G | G | G | G | G | G | | 28 | 32 | G | G | 29 | G | G | G | |
| 30 | G | G | G | G | G | G | G | G | 29 | 31 | G | G | G | G | G | | 32 | 28 | 31 | 33 | G | G | 32 | G | G |
| 31 | | | | | | | | | | | | | | | | | | | | | | | | | |
| | 00 | 01 | 02 | 03 | 04 | 05 | 06 | 07 | 08 | 09 | 10 | 11 | 12 | 13 | 14 | 15 | 16 | 17 | 18 | 19 | 20 | 21 | 22 | 23 | |
| CNT | 30 | 30 | 30 | 30 | 30 | 29 | 27 | 27 | 30 | 27 | 29 | 30 | 27 | 27 | 27 | 25 | 30 | 30 | 28 | 29 | 28 | 30 | 29 | 30 | |
| MED | G | G | G | G | G | G | 29 | 33 | 34 | 38 | G | G | G | G | 28 | 33 | 32 | 34 | 32 | 26 | 29 | 28 | G | G | |
| U Q | 24 | 24 | G | G | G | 30 | 32 | 38 | 46 | 46 | 38 | 33 | G | 32 | 36 | 39 | 47 | 41 | 40 | 38 | 37 | 32 | 28 | 26 | |
| L Q | G | G | G | G | G | G | 30 | 32 | 31 | G | G | G | G | G | G | 31 | 29 | 29 | 26 | G | G | G | G | G | |

HOURLY VALUES OF fmin AT Kokubunji
 SEP. 2000
 LAT. 35°42.4'N LON. 139°29.3'E SWEEP 1MHz TO 25MHz AUTOMATIC SCALING

| ^H D | 00 | 01 | 02 | 03 | 04 | 05 | 06 | 07 | 08 | 09 | 10 | 11 | 12 | 13 | 14 | 15 | 16 | 17 | 18 | 19 | 20 | 21 | 22 | 23 |
|-------------------|----|----|----|----|----|----|----|----|----|----|----|----|----|----|----|----|----|----|----|----|----|----|----|----|
| 1 | 16 | 14 | 14 | 14 | 14 | 14 | 15 | 16 | 16 | | 47 | 50 | | 60 | | 17 | 16 | 14 | 16 | 14 | 15 | 15 | 15 | 15 |
| 2 | 16 | 15 | 15 | 14 | 14 | 15 | 14 | 14 | 16 | 17 | | 28 | | 62 | 23 | 16 | 17 | 14 | 15 | 15 | 14 | 15 | 14 | 15 |
| 3 | 14 | 14 | 15 | 16 | 16 | 15 | 15 | 15 | 16 | 17 | 18 | | 21 | 20 | 20 | 14 | 15 | 15 | 15 | 15 | 14 | 14 | 15 | 15 |
| 4 | 15 | 14 | 14 | 16 | 14 | 14 | 15 | 17 | 20 | 20 | | 50 | 30 | | 29 | 23 | 16 | 15 | 14 | 15 | 14 | 14 | 15 | 14 |
| 5 | 14 | 15 | 14 | 15 | 15 | 15 | 14 | 16 | 17 | 21 | | 40 | 39 | N | 45 | 22 | 16 | 15 | 17 | 14 | 14 | 14 | 15 | 15 |
| 6 | 14 | 15 | 14 | 14 | 14 | 15 | 15 | 20 | 21 | 22 | 35 | 55 | 29 | 35 | 22 | 18 | 15 | 15 | 15 | 15 | 15 | 14 | | 14 |
| 7 | 14 | 14 | 14 | 14 | 15 | 15 | 26 | 17 | 20 | 26 | | 57 | 50 | 60 | 50 | 21 | 17 | 15 | 16 | 15 | 15 | 15 | 15 | 14 |
| 8 | 15 | 14 | 16 | 16 | 14 | 14 | 15 | 17 | 21 | 24 | | | | 29 | 21 | 18 | 18 | 15 | 15 | 15 | 15 | 14 | 20 | 17 |
| 9 | 15 | 15 | 14 | 15 | 14 | 15 | 15 | 14 | 16 | 23 | | 50 | | | 20 | | 16 | 15 | 15 | 15 | 16 | 15 | 18 | 33 |
| 10 | 14 | 15 | 14 | 15 | 20 | 14 | 15 | 15 | 18 | | 22 | | | 20 | 14 | 16 | 18 | 15 | 16 | 14 | 15 | 15 | 15 | 15 |
| 11 | 15 | 14 | 14 | 14 | 14 | 14 | 15 | 15 | 17 | 17 | | 47 | 27 | 26 | 20 | 18 | 15 | 14 | 14 | 14 | 14 | 15 | 14 | 14 |
| 12 | 15 | 14 | 14 | 14 | 14 | 15 | 15 | 15 | 16 | 20 | | 18 | | | 20 | 17 | 15 | 15 | 17 | 15 | | 14 | 15 | 15 |
| 13 | 15 | 15 | 15 | 15 | 15 | 14 | 15 | 15 | 18 | 26 | | 48 | | | 21 | 20 | 15 | 15 | 15 | 15 | 15 | 14 | 14 | 15 |
| 14 | 15 | 14 | 14 | 15 | 15 | 14 | 14 | 16 | 17 | 27 | 30 | | | 30 | 18 | | 14 | 14 | | 14 | 14 | 15 | 15 | 14 |
| 15 | 15 | 15 | 14 | 15 | 14 | 14 | 14 | 16 | 18 | 18 | 28 | 26 | | 17 | 16 | 42 | 14 | 15 | 14 | 15 | 14 | 15 | 14 | 15 |
| 16 | 16 | 14 | 17 | 14 | 14 | 15 | 24 | 16 | 18 | 27 | 14 | 20 | 15 | 53 | 63 | 17 | 14 | 14 | 14 | 14 | 14 | 16 | 15 | 15 |
| 17 | 15 | 14 | 14 | 15 | 14 | 14 | 15 | 16 | 16 | 20 | 47 | 46 | 46 | 49 | 55 | 23 | 16 | 15 | 15 | 14 | 14 | 14 | 14 | 16 |
| 18 | 15 | 14 | 15 | 15 | 14 | 15 | 14 | 16 | 17 | 18 | | 52 | | | 45 | 21 | 17 | 15 | 15 | 14 | 15 | 14 | 14 | 14 |
| 19 | 15 | 14 | 15 | 14 | 15 | 15 | 23 | 14 | 16 | 40 | 16 | 52 | 49 | 21 | 23 | 18 | 16 | 14 | 16 | 15 | 14 | 14 | 14 | 14 |
| 20 | 14 | 15 | 15 | 15 | 15 | 14 | 15 | 14 | 23 | 18 | | | 52 | 49 | 23 | 16 | 18 | 16 | 14 | 14 | 14 | 14 | 15 | 18 |
| 21 | 15 | 15 | 14 | 15 | 14 | 15 | 23 | 17 | 26 | | 46 | 54 | 49 | 48 | 44 | 21 | 18 | 14 | | 15 | 14 | 14 | 15 | 17 |
| 22 | 15 | 15 | 18 | 15 | 16 | 15 | 15 | 15 | 17 | 21 | 22 | 23 | 22 | | 15 | 22 | 17 | 20 | 14 | 14 | | 14 | 15 | 14 |
| 23 | 15 | 15 | 14 | 15 | 14 | 18 | 21 | 16 | 17 | 48 | 48 | 48 | 56 | 46 | 47 | 18 | 17 | 16 | 14 | 22 | 15 | 14 | 15 | 15 |
| 24 | 14 | 15 | 14 | 15 | 15 | 14 | 14 | 16 | 22 | 18 | | 48 | 48 | | 20 | 21 | 15 | 14 | 15 | 14 | 14 | 14 | 15 | 15 |
| 25 | 14 | 15 | 14 | 15 | 15 | 15 | 16 | 14 | 17 | 18 | | 18 | 18 | | 42 | 18 | 15 | 15 | 14 | 14 | 14 | 15 | 15 | 14 |
| 26 | 14 | 15 | 15 | 15 | 14 | 15 | 16 | 16 | 16 | | 37 | 48 | 15 | 49 | 15 | 15 | 15 | 15 | 15 | 14 | 14 | 15 | 14 | 15 |
| 27 | 15 | 15 | 15 | 15 | 15 | | 15 | 18 | 15 | 20 | 42 | 49 | 16 | 23 | | 17 | 15 | 15 | 14 | 14 | 14 | 14 | 14 | 14 |
| 28 | 15 | 14 | 15 | 14 | 14 | 14 | 21 | 22 | 18 | | 47 | 46 | 46 | 26 | 23 | 21 | 16 | 15 | 15 | 15 | 15 | 14 | 15 | 15 |
| 29 | 15 | 15 | 15 | 15 | 15 | 15 | 15 | 14 | 20 | | 43 | 46 | 44 | 45 | 40 | 15 | 15 | 15 | 15 | 15 | 15 | 14 | 14 | 14 |
| 30 | 14 | 15 | 14 | 15 | 14 | 15 | 22 | 18 | 17 | 23 | | 46 | 46 | 44 | 42 | 23 | 15 | 15 | 15 | 14 | 14 | 14 | 15 | 16 |
| 31 | | | | | | | | | | | | | | | | | | | | | | | | |
| | 00 | 01 | 02 | 03 | 04 | 05 | 06 | 07 | 08 | 09 | 10 | 11 | 12 | 13 | 14 | 15 | 16 | 17 | 18 | 19 | 20 | 21 | 22 | 23 |
| CNT | 30 | 30 | 30 | 30 | 30 | 29 | 30 | 30 | 30 | 24 | 16 | 25 | 20 | 21 | 28 | 28 | 30 | 30 | 28 | 30 | 28 | 30 | 29 | 30 |
| MED | 15 | 15 | 14 | 15 | 14 | 15 | 15 | 16 | 17 | 20 | 36 | 48 | 42 | 44 | 23 | 18 | 16 | 15 | 15 | 14 | 14 | 14 | 15 | 15 |
| U Q | 15 | 15 | 15 | 15 | 15 | 15 | 16 | 17 | 20 | 25 | 46 | 50 | 48 | 49 | 43 | 21 | 17 | 15 | 15 | 15 | 15 | 15 | 15 | 15 |
| L Q | 14 | 14 | 14 | 14 | 14 | 14 | 15 | 15 | 16 | 18 | 22 | 34 | 21 | 24 | 20 | 17 | 15 | 14 | 14 | 14 | 14 | 14 | 14 | 14 |

HOURLY VALUES

IONOSPHERIC DATA of Yamagawa is not available due to the ionosonde trouble.

HOURLY VALUES OF foF2 AT Okinawa

SEP. 2000

LAT. 26°16.9'N LON. 127°48.4'E SWEEP 1MHz TO 25MHz AUTOMATIC SCALING

| H D | 00 | 01 | 02 | 03 | 04 | 05 | 06 | 07 | 08 | 09 | 10 | 11 | 12 | 13 | 14 | 15 | 16 | 17 | 18 | 19 | 20 | 21 | 22 | 23 | |
|--------|-----|-----|-----|-----|----|----|-----|-----|-----|-----|-----|-----|-----|-----|-----|-----|-----|-----|-----|-----|-----|-----|-----|-----|----|
| 1 | 109 | | 117 | 81 | 70 | | 72 | 84 | 94 | 102 | 114 | 117 | 149 | 154 | 156 | 157 | 152 | 146 | 142 | | 117 | | 94 | 81 | |
| 2 | 79 | | 92 | 71 | 58 | 58 | 57 | 87 | 117 | 97 | 91 | 97 | 122 | 150 | | 158 | 152 | 145 | A | A | | 91 | 88 | 93 | 82 |
| 3 | 71 | 74 | | 72 | 55 | 60 | 70 | 82 | 124 | 118 | 116 | 131 | 121 | 121 | 121 | 125 | 122 | 120 | 129 | 129 | 119 | 114 | 110 | N | |
| 4 | 86 | 93 | 92 | 82 | 65 | 55 | 71 | 97 | 94 | 122 | 104 | 118 | 132 | 160 | 172 | 156 | 136 | | 173 | 186 | 158 | 95 | 122 | 113 | |
| 5 | 116 | | 94 | 95 | 60 | 46 | 50 | 90 | 99 | 96 | 97 | 117 | 122 | 121 | 121 | 120 | 118 | 131 | 127 | 131 | 94 | 95 | 101 | 91 | |
| 6 | 92 | 94 | | 92 | 78 | 68 | | | 96 | 94 | 114 | 121 | 121 | 122 | 131 | 118 | 116 | 113 | 110 | | 86 | 90 | 93 | 95 | |
| 7 | | 93 | 83 | 92 | 81 | 58 | 58 | | 102 | 111 | 131 | 131 | | 166 | 147 | 130 | 143 | 144 | | 149 | 92 | 88 | 92 | 92 | |
| 8 | 110 | 116 | 92 | 93 | | 67 | 93 | 97 | 106 | 97 | 110 | 124 | 124 | 122 | 132 | 123 | 128 | 129 | 122 | 84 | 92 | 91 | 92 | 92 | |
| 9 | | 83 | 94 | 80 | | 58 | 54 | 95 | 96 | 110 | 121 | 144 | 173 | 174 | 166 | 163 | 172 | 172 | 142 | 140 | 111 | | | | |
| 10 | 123 | 112 | 92 | 81 | 67 | 47 | 51 | 87 | 99 | 108 | 116 | 115 | 151 | 137 | 137 | 131 | 131 | 151 | 127 | 145 | 115 | 140 | 149 | 139 | |
| 11 | 133 | 120 | 118 | 131 | 92 | 61 | 60 | 94 | 99 | 90 | | 108 | 118 | 121 | 122 | 122 | A | | 112 | 111 | | 110 | 115 | 92 | 81 |
| 12 | 91 | 111 | 116 | 109 | 95 | 59 | 67 | 96 | 111 | 100 | 116 | 131 | 143 | 157 | 157 | 155 | 150 | 142 | 147 | 142 | 118 | 159 | 128 | | |
| 13 | 81 | 79 | | 94 | 82 | 72 | 70 | 109 | 111 | 102 | 115 | 116 | 124 | 148 | 150 | 142 | 153 | 166 | 174 | 129 | 70 | 96 | 82 | | |
| 14 | | 116 | | 94 | 95 | | 45 | 83 | 94 | 94 | 114 | 121 | 146 | 173 | 178 | 185 | 190 | 182 | 168 | 171 | 132 | 150 | 140 | 94 | |
| 15 | 117 | 111 | 117 | 93 | 68 | 61 | 68 | 84 | 94 | 102 | 110 | 116 | 116 | 166 | 176 | N | 173 | 171 | 164 | 134 | 94 | 83 | 76 | 94 | |
| 16 | 79 | 93 | 89 | 93 | 95 | 35 | 38 | 71 | 92 | 109 | 117 | 116 | 122 | 156 | 162 | 164 | 150 | 139 | 133 | | 83 | 81 | 76 | 78 | |
| 17 | | 84 | 69 | 61 | 47 | B | 41 | 84 | 94 | 103 | 143 | 116 | 97 | 120 | 124 | 138 | 124 | 120 | 110 | 102 | 94 | 84 | 81 | 80 | |
| 18 | 92 | 70 | 92 | 94 | 60 | 46 | 50 | 95 | 95 | 119 | 112 | 68 | 112 | 151 | 118 | 121 | 116 | 132 | 136 | 86 | 87 | 93 | 96 | 93 | |
| 19 | 89 | 96 | 94 | 94 | 73 | 37 | 46 | 97 | 95 | 97 | 94 | 118 | 132 | 122 | 131 | 155 | 130 | 131 | | 149 | 152 | 130 | 74 | | |
| 20 | 93 | 116 | 93 | 72 | 71 | 64 | 70 | 105 | 125 | 96 | 118 | 118 | 122 | 130 | 122 | 129 | 157 | 173 | 174 | | 159 | 151 | 173 | 174 | |
| 21 | 138 | 127 | 151 | 148 | 94 | 93 | | 92 | 94 | 120 | 115 | 118 | 149 | 153 | 159 | 162 | 167 | 173 | 174 | 171 | 160 | 124 | 89 | 93 | |
| 22 | 94 | 92 | 92 | 95 | 67 | 38 | 44 | 81 | 94 | 116 | 98 | 117 | 123 | 130 | 130 | 134 | 124 | 121 | 131 | 149 | 83 | 86 | 96 | 93 | |
| 23 | 114 | 115 | 109 | 93 | 36 | 37 | 43 | 88 | 121 | 116 | 94 | 102 | 121 | 132 | 131 | 131 | | 124 | 122 | A | 117 | 119 | 152 | 111 | |
| 24 | 109 | 100 | 70 | 81 | 70 | | 115 | 84 | 111 | 116 | 96 | 114 | 121 | 123 | 134 | 122 | 146 | 148 | 138 | | 141 | 140 | | 155 | |
| 25 | | | 116 | | | 67 | | 94 | 95 | 92 | 81 | 117 | 124 | 130 | 133 | 132 | 132 | 131 | 131 | A | 117 | 118 | 140 | 116 | |
| 26 | 126 | 89 | 82 | 62 | 69 | 62 | 68 | 94 | 100 | 114 | 123 | 122 | 124 | 143 | 144 | 147 | 152 | 131 | 122 | 112 | | 100 | 116 | 94 | |
| 27 | 94 | 87 | 58 | 60 | 61 | 56 | 54 | 94 | 101 | 115 | 117 | 130 | 142 | 148 | 131 | 171 | 150 | 148 | | | 122 | 90 | 93 | 94 | |
| 28 | | 93 | 95 | 70 | 59 | 42 | 45 | 96 | 116 | 124 | 120 | 138 | 163 | 180 | 192 | 187 | 187 | 180 | 174 | 171 | 121 | 122 | | 127 | |
| 29 | 116 | 119 | 116 | 93 | 94 | 94 | 94 | 97 | 122 | 150 | 131 | 132 | 151 | 164 | 180 | 186 | 170 | 157 | 140 | | 149 | 141 | 133 | | |
| 30 | 94 | 92 | 95 | 68 | 82 | 52 | 50 | 90 | 112 | 123 | 151 | 118 | 148 | 163 | 167 | 173 | 169 | 167 | 144 | 189 | 125 | 92 | 92 | 92 | |
| 31 | | | | | | | | | | | | | | | | | | | | | | | | | |
| | 00 | 01 | 02 | 03 | 04 | 05 | 06 | 07 | 08 | 09 | 10 | 11 | 12 | 13 | 14 | 15 | 16 | 17 | 18 | 19 | 20 | 21 | 22 | 23 | |
| CNT | 24 | 26 | 26 | 29 | 27 | 26 | 27 | 28 | 30 | 30 | 29 | 30 | 29 | 30 | 29 | 29 | 28 | 29 | 26 | 19 | 29 | 28 | 27 | 24 | |
| MED | 94 | 94 | 94 | 92 | 70 | 58 | 57 | 93 | 99 | 108 | 115 | 118 | 124 | 148 | 137 | 142 | 150 | 144 | 137 | 142 | 117 | 98 | 94 | 94 | |
| U Q | 116 | 115 | 116 | 94 | 82 | 64 | 70 | 96 | 111 | 116 | 119 | 124 | 147 | 160 | 164 | 162 | 162 | 166 | 164 | 171 | 128 | 127 | 128 | 112 | |
| L Q | 90 | 89 | 92 | 72 | 60 | 46 | 46 | 84 | 94 | 97 | 101 | 116 | 121 | 123 | 130 | 127 | 129 | 130 | 127 | 129 | 92 | 90 | 92 | 91 | |

HOURLY VALUES OF fEs AT Okinawa

SEP. 2000

LAT. 26°16.9'N LON. 127°48.4'E SWEEP 1MHz TO 25MHz AUTOMATIC SCALING

| H D | 00 | 01 | 02 | 03 | 04 | 05 | 06 | 07 | 08 | 09 | 10 | 11 | 12 | 13 | 14 | 15 | 16 | 17 | 18 | 19 | 20 | 21 | 22 | 23 | |
|--------|----|----|----|----|----|----|----|-----|----|----|-----|----|----|----|----|----|----|-----|----|-----|-----|----|----|----|----|
| 1 | G | G | G | G | G | G | G | | | | | G | G | G | G | G | 40 | 19 | G | | 40 | 51 | G | G | |
| 2 | G | G | G | G | G | 25 | G | 35 | 44 | 47 | 42 | 47 | G | G | | 42 | 37 | 38 | 51 | 150 | 52 | 84 | 89 | 76 | 41 |
| 3 | 29 | G | G | G | G | G | G | 36 | 46 | 53 | 48 | 55 | 66 | 50 | G | | 37 | 41 | 49 | 44 | 89 | 67 | 28 | 31 | 26 |
| 4 | G | G | 36 | 24 | G | G | 33 | 38 | 47 | 64 | 52 | 77 | 67 | 75 | 62 | 74 | 44 | | 28 | 46 | 27 | G | G | G | |
| 5 | G | | G | G | G | G | G | 38 | 42 | 36 | G | 38 | G | G | G | | 37 | 67 | 49 | 40 | 32 | 38 | G | G | |
| 6 | G | G | | G | G | G | G | | 34 | 48 | 58 | 62 | G | G | | G | 43 | 60 | 57 | 84 | 34 | 42 | 26 | 38 | |
| 7 | 24 | G | G | G | G | G | G | 30 | 37 | 56 | 38 | 36 | 36 | G | G | | 38 | 35 | 44 | 34 | G | 46 | G | G | |
| 8 | G | G | G | G | | G | G | 28 | 35 | 34 | 37 | 37 | G | G | G | | 35 | 36 | 43 | 38 | 34 | G | G | G | |
| 9 | G | G | G | G | G | G | 42 | 38 | 40 | 38 | 37 | G | 41 | 37 | | G | 42 | | 36 | | 23 | G | | G | |
| 10 | G | G | G | G | G | G | G | G | 33 | 34 | 36 | G | G | G | G | | 38 | 40 | 44 | 38 | 34 | 24 | G | G | |
| 11 | 39 | G | G | G | G | G | G | 34 | 44 | 46 | | G | G | G | G | | 94 | 124 | 78 | 149 | 142 | 79 | 74 | G | |
| 12 | 24 | G | G | G | G | G | G | 28 | 43 | 49 | 38 | G | 38 | G | | 37 | 39 | 34 | 35 | 32 | G | G | G | G | |
| 13 | G | G | | G | G | 25 | 27 | 34 | 41 | 40 | 42 | 42 | 42 | 46 | 38 | 45 | | 40 | 34 | 33 | 29 | 26 | 84 | | |
| 14 | | 50 | | G | G | G | 25 | 37 | 86 | 79 | 80 | 49 | G | 80 | 67 | 66 | 80 | 50 | 45 | 43 | 42 | 46 | 64 | 66 | |
| 15 | 56 | 62 | 45 | 46 | 27 | G | G | 38 | 37 | 58 | 45 | 60 | 40 | 43 | | G | 40 | 36 | 31 | 43 | 34 | G | G | G | |
| 16 | 36 | G | G | G | 24 | G | G | 32 | 50 | 40 | 39 | G | G | G | G | G | 40 | 32 | 36 | 31 | | 11 | G | G | |
| 17 | G | G | G | G | G | B | G | 38 | 47 | 46 | 46 | G | G | G | G | G | | 34 | 27 | 33 | 24 | 42 | G | G | |
| 18 | G | G | G | G | G | G | G | 100 | 35 | 31 | 34 | G | G | G | G | | 37 | 38 | 40 | 29 | G | G | G | 38 | |
| 19 | G | G | G | G | G | G | G | 25 | 30 | | G | G | G | G | G | | 57 | 66 | 70 | | G | 27 | 44 | G | |
| 20 | G | G | G | G | G | G | G | 34 | 44 | 41 | G | 64 | 58 | 57 | 67 | 82 | 58 | 48 | 69 | | 49 | 40 | 31 | G | |
| 21 | G | G | 27 | G | G | G | | 26 | 29 | 50 | 57 | 56 | 46 | 66 | | G | 35 | 28 | | 172 | G | G | 27 | G | |
| 22 | G | G | G | G | G | G | G | 25 | G | G | G | G | G | G | G | G | G | | 27 | 41 | 41 | G | G | G | |
| 23 | G | G | G | G | G | G | G | 34 | 34 | | G | G | G | G | G | | 35 | | 62 | 85 | 49 | 29 | G | G | |
| 24 | G | G | G | G | G | G | G | 34 | G | 38 | 157 | G | G | 54 | | G | 32 | 40 | 30 | | G | G | | G | |
| 25 | | G | G | | G | | | 37 | 34 | G | G | 37 | G | G | | 56 | 58 | 58 | 34 | 37 | 60 | 60 | 38 | G | |
| 26 | G | G | G | G | G | G | G | 37 | 46 | 58 | 46 | 58 | G | G | G | G | 38 | 54 | 44 | 26 | | 34 | 34 | 28 | |
| 27 | G | G | G | G | G | G | G | 38 | 35 | 43 | G | G | G | G | G | | 38 | 35 | 42 | | 60 | 60 | 30 | G | |
| 28 | | G | G | G | G | G | G | 24 | 38 | 35 | G | G | G | 38 | 38 | 38 | 35 | 35 | G | 60 | 26 | 25 | | G | |
| 29 | G | 24 | G | G | G | G | G | 26 | 40 | 45 | G | G | G | G | G | G | 44 | 76 | 44 | | 42 | 30 | 43 | G | |
| 30 | 25 | G | G | G | G | G | G | G | 34 | 40 | G | G | G | G | G | G | 68 | 51 | 68 | 110 | 42 | 33 | 30 | 28 | |
| 31 | | | | | | | | | | | | | | | | | | | | | | | | | |
| | 00 | 01 | 02 | 03 | 04 | 05 | 06 | 07 | 08 | 09 | 10 | 11 | 12 | 13 | 14 | 15 | 16 | 17 | 18 | 19 | 20 | 21 | 22 | 23 | |
| CNT | 27 | 29 | 27 | 29 | 28 | 29 | 28 | 29 | 30 | 30 | 29 | 30 | 30 | 30 | 30 | 30 | 29 | 28 | 28 | 23 | 29 | 30 | 27 | 26 | |
| MED | G | G | G | G | G | G | G | 34 | 38 | 40 | 37 | G | G | G | G | 37 | 40 | 44 | 38 | 43 | 34 | G | 27 | G | |
| U Q | 24 | G | G | G | G | G | G | 37 | 44 | 49 | 46 | 49 | 38 | 43 | 38 | 40 | 51 | 51 | 44 | 60 | 44 | 34 | 38 | 26 | |
| L Q | G | G | G | G | G | G | G | 26 | 34 | 35 | G | G | G | G | G | G | 35 | 35 | 31 | 26 | 17 | G | G | G | |

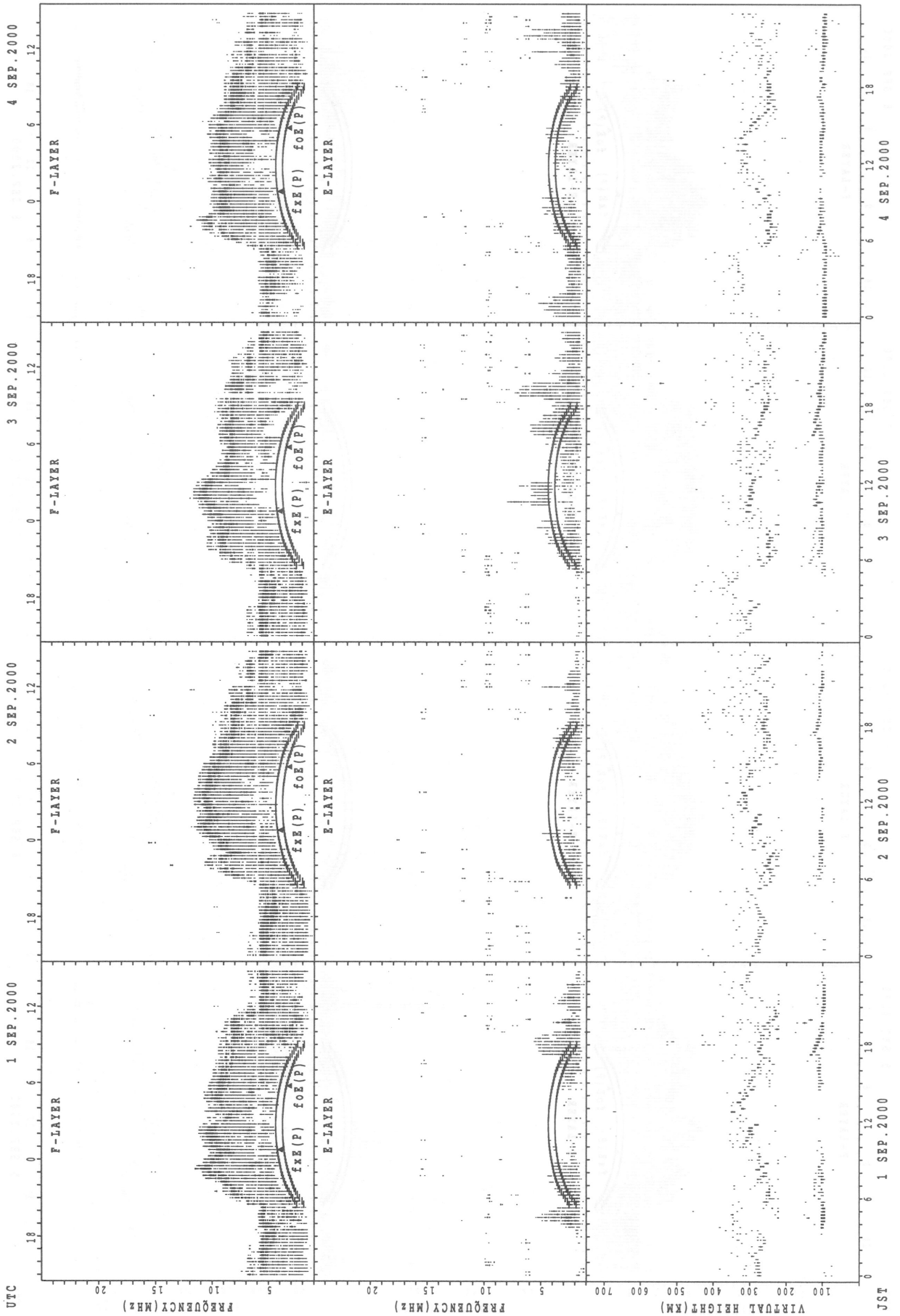
HOURLY VALUES OF fmin AT Okinawa
 SEP. 2000
 LAT. 26°16.9'N LON. 127°48.4'E SWEEP 1MHz TO 25MHz AUTOMATIC SCALING

| $\frac{H}{D}$ | 00 | 01 | 02 | 03 | 04 | 05 | 06 | 07 | 08 | 09 | 10 | 11 | 12 | 13 | 14 | 15 | 16 | 17 | 18 | 19 | 20 | 21 | 22 | 23 |
|---------------|----|----|----|----|----|----|----|----|----|----|----|----|----|----|----|----|----|----|----|----|----|----|----|----|
| 1 | 17 | 17 | 16 | 28 | 15 | 15 | 16 | 16 | 16 | 16 | 18 | 48 | 52 | 56 | 49 | 52 | 36 | 16 | 15 | | 14 | 14 | 15 | 14 |
| 2 | 16 | 15 | 15 | 15 | 15 | 15 | 16 | 15 | 15 | 28 | 33 | 40 | 56 | 56 | 51 | 29 | 26 | 16 | 14 | 14 | 15 | 14 | 14 | 15 |
| 3 | 15 | 15 | 16 | 14 | 15 | 15 | 16 | 15 | 17 | 16 | 28 | 39 | 41 | 43 | 57 | 29 | 22 | 15 | 15 | 14 | 14 | 14 | 15 | 14 |
| 4 | 17 | 15 | 16 | 15 | 15 | 14 | 15 | 15 | 18 | 29 | 35 | 40 | 41 | 41 | 28 | 28 | 26 | | 14 | 14 | 14 | 15 | 15 | 15 |
| 5 | 15 | | 14 | 14 | 14 | 15 | 15 | 15 | 17 | 28 | 48 | 50 | 63 | 58 | 58 | 29 | 34 | 16 | 15 | 14 | 14 | 14 | 15 | 15 |
| 6 | 15 | 15 | | 14 | 14 | 15 | 16 | | 18 | 29 | 34 | 35 | 52 | 55 | 34 | 50 | 39 | 18 | 15 | 14 | 14 | 14 | 16 | 14 |
| 7 | 15 | 27 | 16 | 15 | 14 | 21 | 15 | 15 | 18 | 27 | 28 | 48 | 62 | 59 | 48 | 30 | 15 | 16 | 15 | 15 | 14 | 14 | 15 | 15 |
| 8 | 16 | 15 | 14 | 14 | | 15 | 16 | 16 | 16 | | 29 | | 52 | 50 | 48 | 50 | 17 | 16 | 15 | 14 | 15 | 17 | 14 | 14 |
| 9 | 16 | 17 | 15 | 14 | 14 | 16 | 14 | 14 | 15 | 20 | 28 | 48 | 26 | 26 | 48 | 54 | 34 | 15 | 17 | 15 | 16 | 16 | | 26 |
| 10 | 15 | 15 | 15 | 15 | 15 | 15 | 15 | 14 | 17 | 21 | 46 | 50 | 46 | 59 | 54 | 30 | 18 | 16 | 15 | 15 | 15 | 15 | 14 | 16 |
| 11 | 14 | 15 | 15 | 15 | 14 | 14 | 15 | 15 | 18 | 32 | | 52 | 58 | 56 | 49 | 41 | 27 | 15 | 14 | 15 | 14 | 14 | 14 | 14 |
| 12 | 21 | 14 | 15 | 14 | 14 | 15 | 15 | 14 | 16 | 18 | 46 | 49 | 52 | 53 | 29 | 27 | 18 | 16 | 15 | 14 | 15 | 15 | 15 | |
| 13 | 15 | 15 | | 14 | 16 | 14 | 14 | 15 | 16 | 23 | 34 | 35 | 35 | 33 | 30 | 28 | 42 | 18 | 15 | 14 | 14 | 15 | 15 | |
| 14 | | 14 | | 16 | 15 | | 16 | 16 | 17 | 27 | 29 | 29 | 50 | 30 | 24 | 28 | 20 | 15 | 14 | 14 | 14 | 15 | 15 | 15 |
| 15 | 15 | 15 | 16 | 14 | 16 | 15 | 15 | 16 | 18 | 18 | 28 | 30 | 26 | 26 | 55 | 56 | 18 | 16 | 15 | 14 | 15 | 15 | 14 | 16 |
| 16 | 15 | 15 | 15 | 16 | 14 | 17 | 15 | 16 | 18 | 30 | 29 | 50 | 49 | 54 | 58 | 30 | 44 | 15 | 14 | | 14 | 15 | 16 | 15 |
| 17 | 14 | 15 | 15 | 15 | 15 | B | 15 | 14 | 17 | 24 | 33 | 50 | 48 | 56 | 53 | 48 | 35 | 17 | 14 | 14 | 15 | 15 | 14 | 15 |
| 18 | 15 | 15 | 15 | 14 | 14 | 15 | 15 | 14 | 16 | 42 | 46 | 50 | 53 | 49 | 48 | 29 | 20 | 16 | 14 | 14 | 15 | 15 | 14 | 14 |
| 19 | 15 | 14 | 14 | 15 | 14 | 15 | 15 | 15 | 16 | 45 | 46 | 48 | 53 | 50 | 54 | 29 | 29 | 16 | | 14 | 15 | 15 | 14 | |
| 20 | 15 | 15 | 15 | 14 | 15 | 15 | 15 | 15 | 16 | 30 | 44 | 45 | 40 | 43 | 40 | 39 | 29 | 16 | 14 | | 14 | 15 | 14 | 15 |
| 21 | 15 | 15 | 14 | 15 | 15 | 15 | | 15 | 15 | 32 | 37 | 37 | 50 | 38 | 55 | 47 | 28 | 29 | 22 | 14 | 16 | 15 | 14 | 18 |
| 22 | 15 | 18 | 16 | 22 | 17 | 15 | 16 | 28 | 32 | 42 | 46 | 50 | 54 | 57 | 49 | 44 | 45 | 18 | 14 | 14 | 15 | 15 | 15 | 15 |
| 23 | 14 | 14 | 15 | 15 | 14 | 15 | 15 | 15 | 16 | 46 | 48 | 49 | 47 | 61 | 50 | 47 | | 15 | 15 | 14 | 14 | 15 | 15 | 14 |
| 24 | 15 | 14 | 14 | 14 | 15 | 15 | 15 | 15 | 33 | 29 | 48 | 49 | 50 | 46 | 49 | 50 | 22 | 16 | 16 | | 15 | 24 | | 15 |
| 25 | | 14 | 15 | | 14 | | 21 | 20 | 36 | 64 | 30 | 50 | 47 | 43 | 44 | 20 | 16 | 16 | 15 | 15 | 15 | 14 | 14 | |
| 26 | 15 | 14 | 15 | 15 | 14 | 14 | 15 | 15 | 16 | 20 | 46 | 47 | 48 | 61 | 47 | 46 | 26 | 16 | 14 | 14 | | 14 | 14 | 14 |
| 27 | 15 | 14 | 15 | 16 | 15 | 15 | 15 | 16 | 17 | 20 | 46 | 49 | 53 | 48 | 35 | 46 | 28 | 17 | | | 14 | 14 | 14 | 16 |
| 28 | | 15 | 16 | 15 | 14 | 15 | 15 | 18 | 16 | 39 | 47 | 45 | 55 | 47 | 50 | 30 | 36 | 17 | 22 | 14 | 14 | 18 | | 20 |
| 29 | 15 | 16 | 15 | 15 | 14 | 14 | 14 | 24 | 35 | 21 | 43 | 52 | 48 | 52 | 48 | 48 | 35 | 17 | 16 | | 14 | 14 | 15 | |
| 30 | 15 | 14 | 15 | 15 | 15 | 14 | 15 | 18 | 21 | 40 | 48 | 49 | 64 | 47 | 50 | 47 | 34 | 17 | 15 | 14 | 14 | 14 | 14 | 15 |
| 31 | | | | | | | | | | | | | | | | | | | | | | | | |
| | 00 | 01 | 02 | 03 | 04 | 05 | 06 | 07 | 08 | 09 | 10 | 11 | 12 | 13 | 14 | 15 | 16 | 17 | 18 | 19 | 20 | 21 | 22 | 23 |
| CNT | 27 | 29 | 27 | 29 | 28 | 28 | 28 | 29 | 30 | 29 | 29 | 29 | 30 | 30 | 30 | 30 | 29 | 29 | 28 | 24 | 29 | 30 | 27 | 26 |
| MED | 15 | 15 | 15 | 15 | 15 | 15 | 15 | 15 | 17 | 28 | 43 | 48 | 50 | 50 | 49 | 42 | 28 | 16 | 15 | 14 | 14 | 15 | 14 | 15 |
| U Q | 15 | 15 | 16 | 15 | 15 | 15 | 15 | 16 | 18 | 34 | 46 | 50 | 53 | 56 | 53 | 48 | 35 | 17 | 15 | 14 | 15 | 15 | 15 | 15 |
| L Q | 15 | 14 | 15 | 14 | 14 | 14 | 15 | 15 | 16 | 20 | 29 | 39 | 47 | 43 | 43 | 29 | 20 | 16 | 14 | 14 | 14 | 14 | 14 | 14 |

SUMMARY PLOTS


IONOSPHERIC DATA of Wakkanai is not available
due to the ionosonde trouble.

SUMMARY PLOTS AT Kokubunji




f_xE(P); PREDICTED VALUE FOR f_xE
 f_oE(P); PREDICTED VALUE FOR f_oE

SUMMARY PLOTS AT Kokubunji



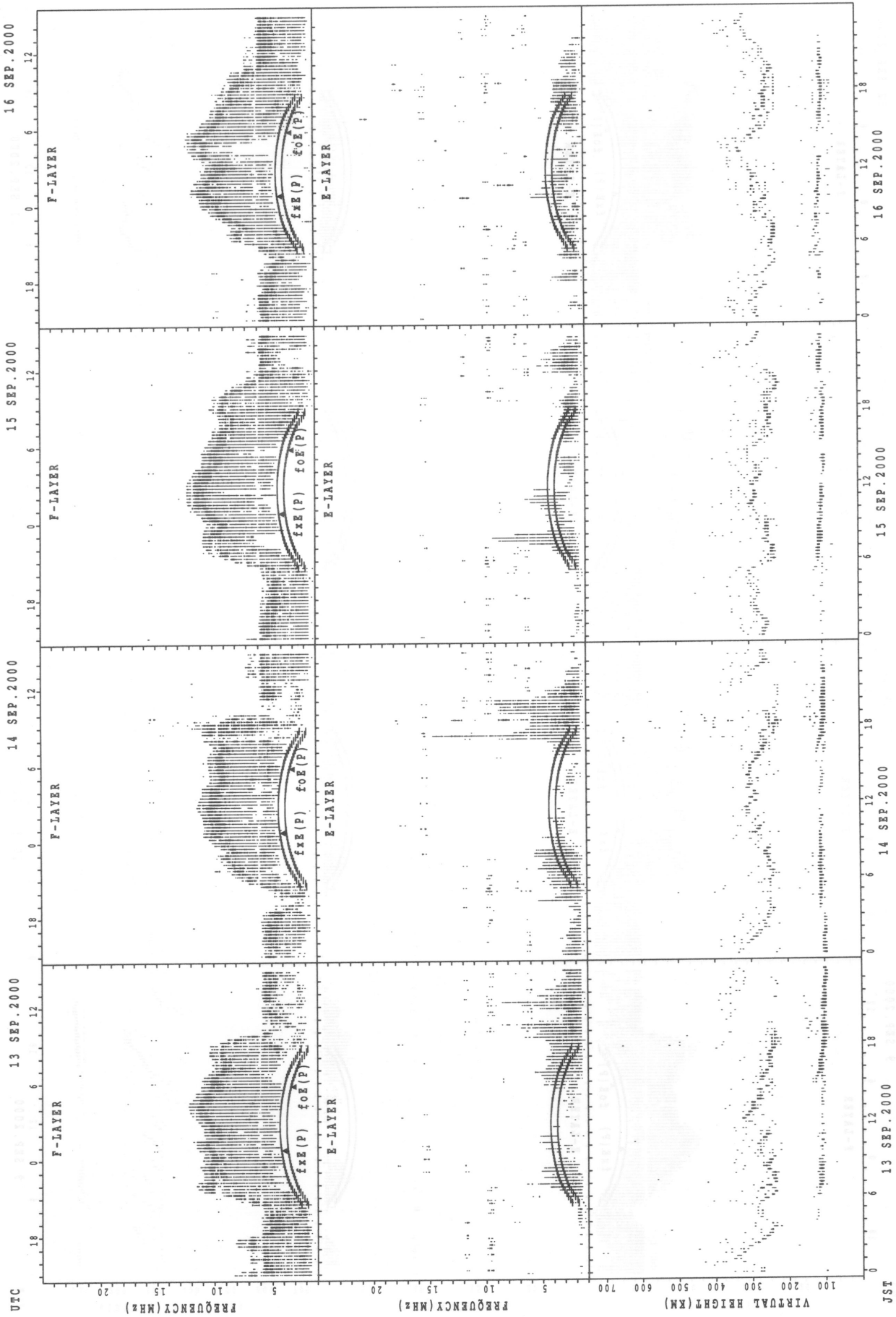
$f_xE(P)$; PREDICTED VALUE FOR f_xE
 $f_oE(P)$; PREDICTED VALUE FOR f_oE

SUMMARY PLOTS AT Kokubunji



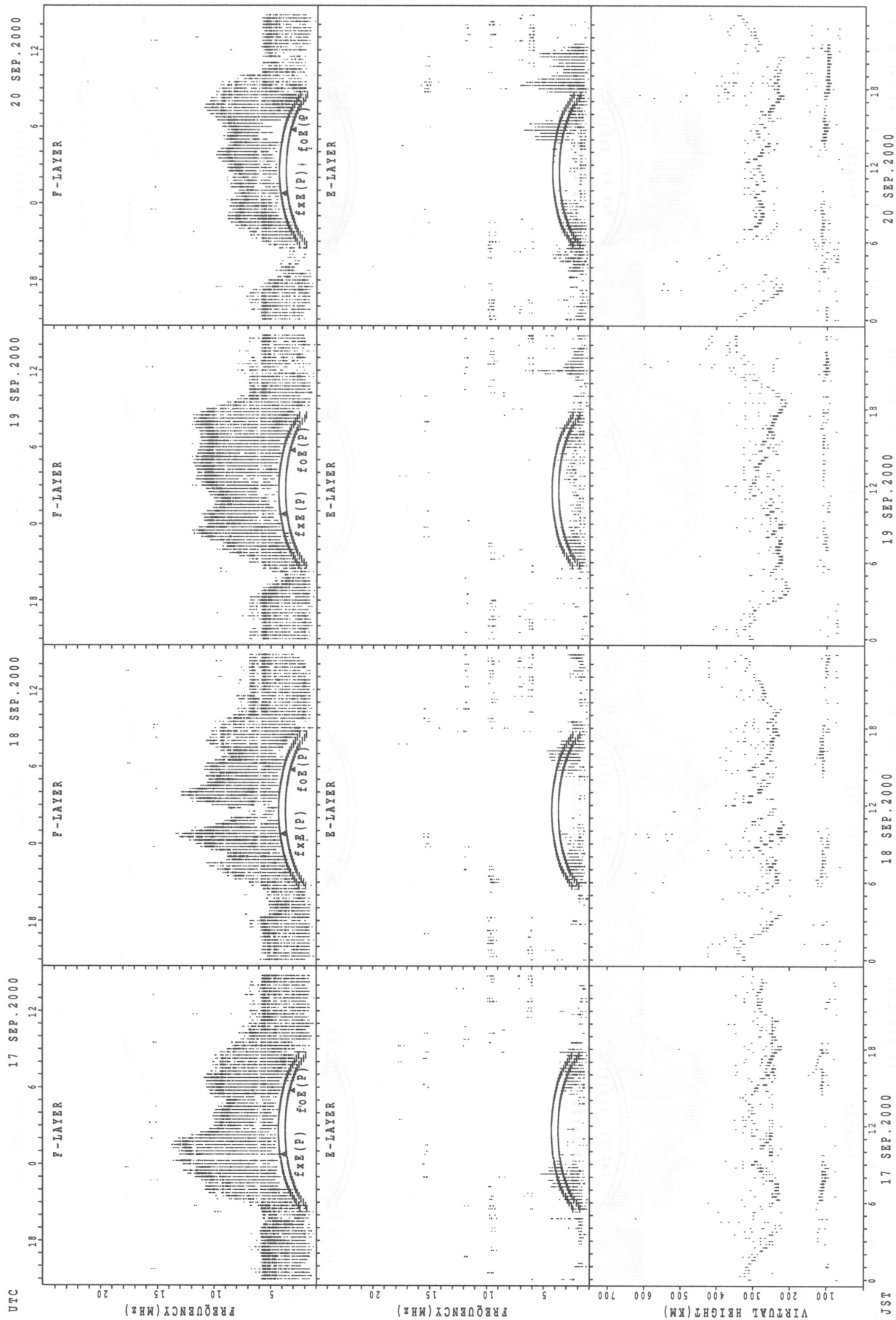
fxe(P); PREDICTED VALUE FOR fxe
foE(P); PREDICTED VALUE FOR foE

SUMMARY PLOTS AT Kokubunji



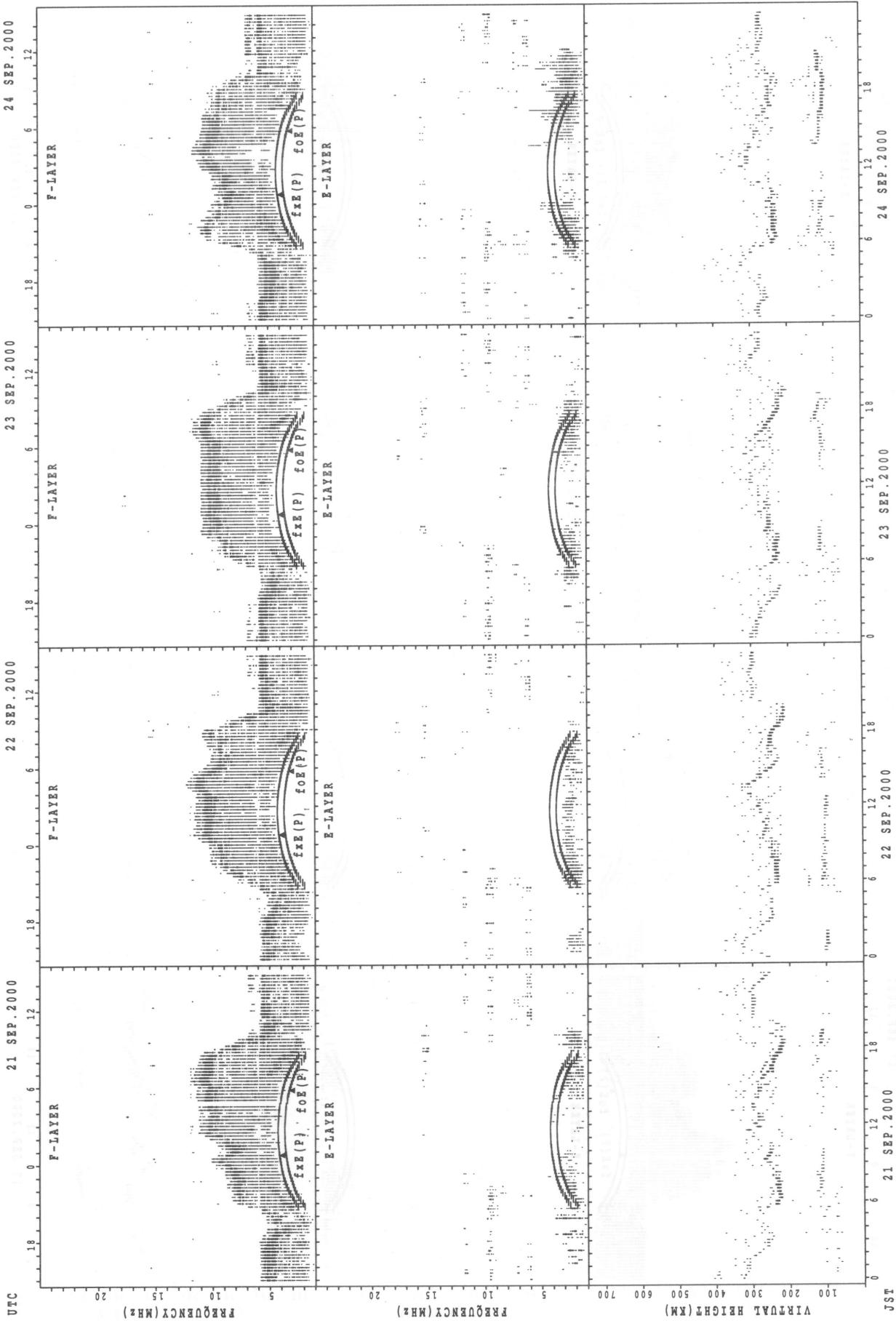
fxe(P); PREDICTED VALUE FOR fxe
foE(P); PREDICTED VALUE FOR foE

SUMMARY PLOTS AT Kokubunji




$f_{x E(P)}$; PREDICTED VALUE FOR $f_{x E}$
 $f_{o E(P)}$; PREDICTED VALUE FOR $f_{o E}$

SUMMARY PLOTS AT Kokubunji



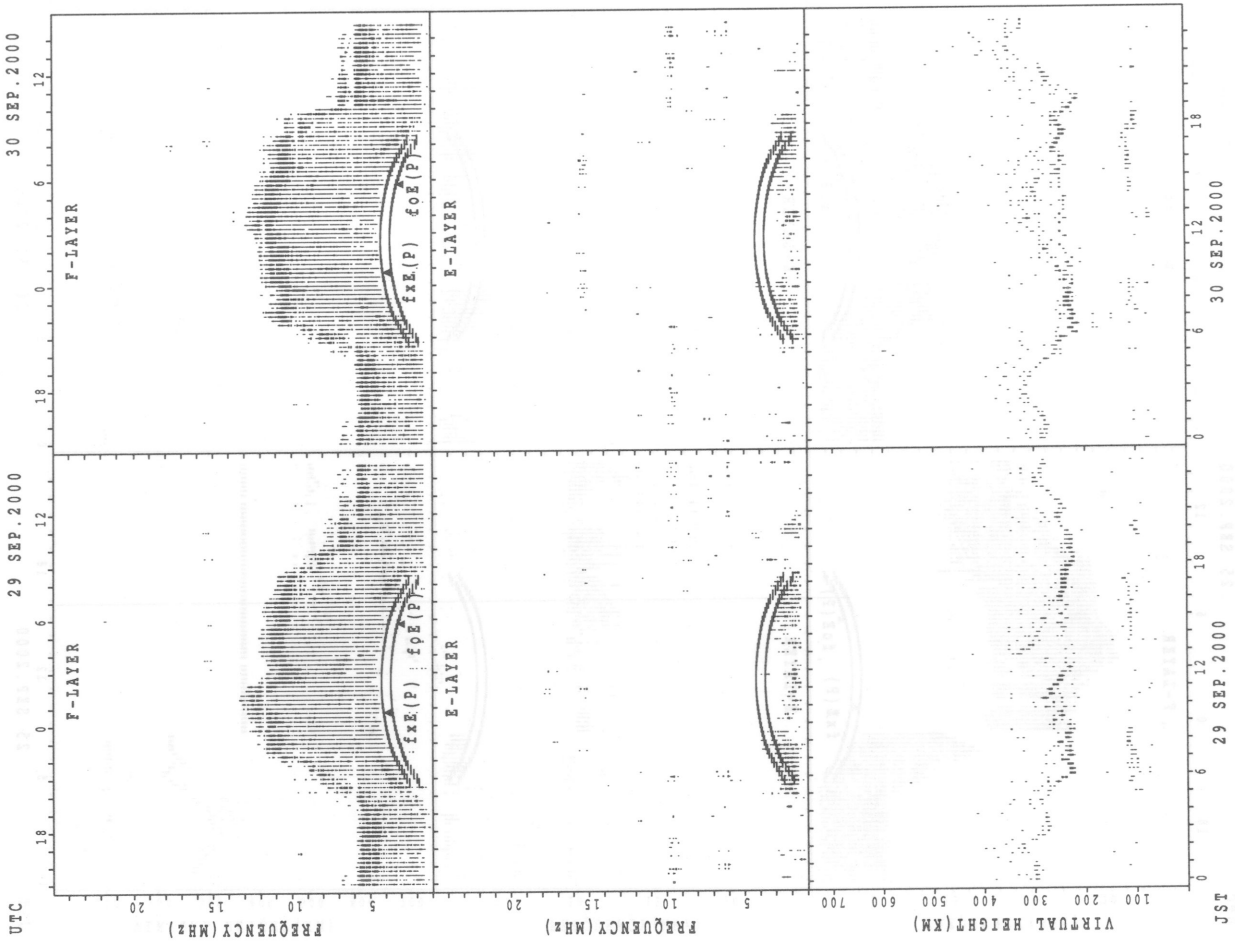
$f_xE(P)$; PREDICTED VALUE FOR f_xE
 $f_oE(P)$; PREDICTED VALUE FOR f_oE

SUMMARY PLOTS AT Kokubunji



$f_xE(P)$; PREDICTED VALUE FOR f_xE
 $f_oE(P)$; PREDICTED VALUE FOR f_oE

SUMMARY PLOTS AT Kokubunji

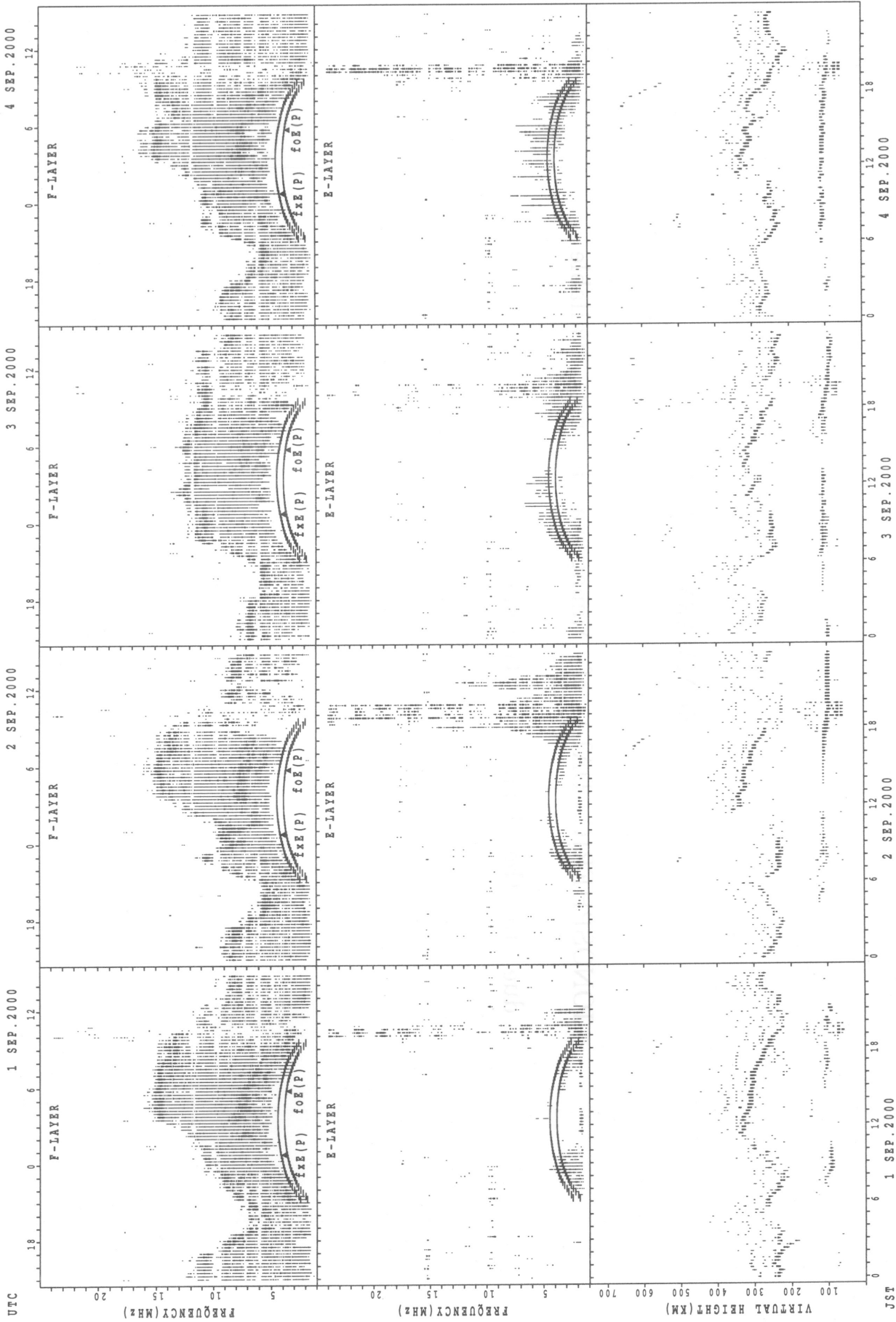


$f_xE(P)$; PREDICTED VALUE FOR f_xE
 $f_oE(P)$; PREDICTED VALUE FOR f_oE

SUMMARY PLOTS


IONOSPHERIC DATA of Yamagawa is not available
due to the ionosonde trouble.

SUMMARY PLOTS AT Okinawa




$f_xE(P)$; PREDICTED VALUE FOR f_xE
 $f_oE(P)$; PREDICTED VALUE FOR f_oE

SUMMARY PLOTS AT Okinawa



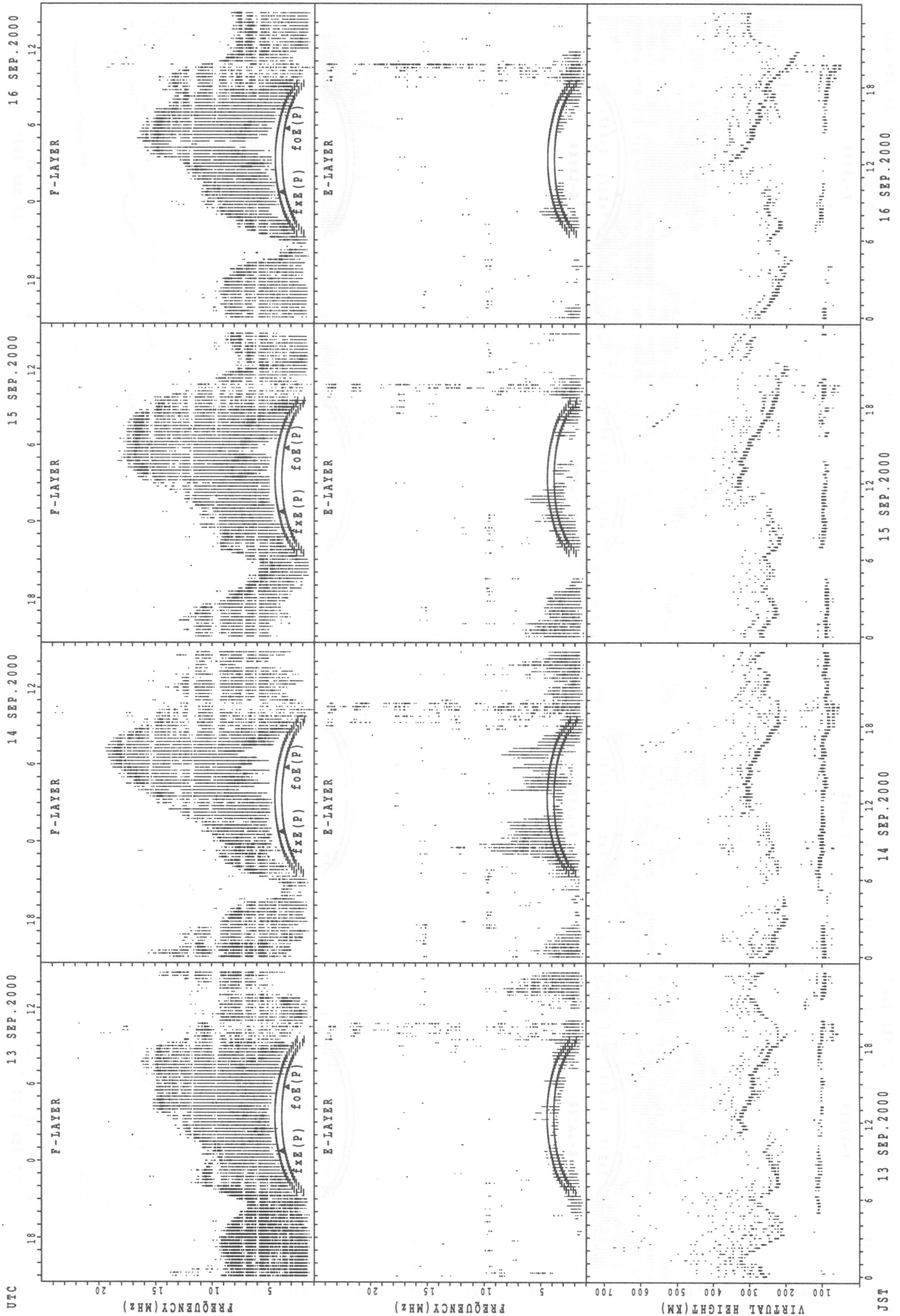
$f_{xE}(P)$; PREDICED VALUE FOR f_{xE}
 $f_{oE}(P)$; PREDICED VALUE FOR f_{oE}

SUMMARY PLOTS AT Okinawa



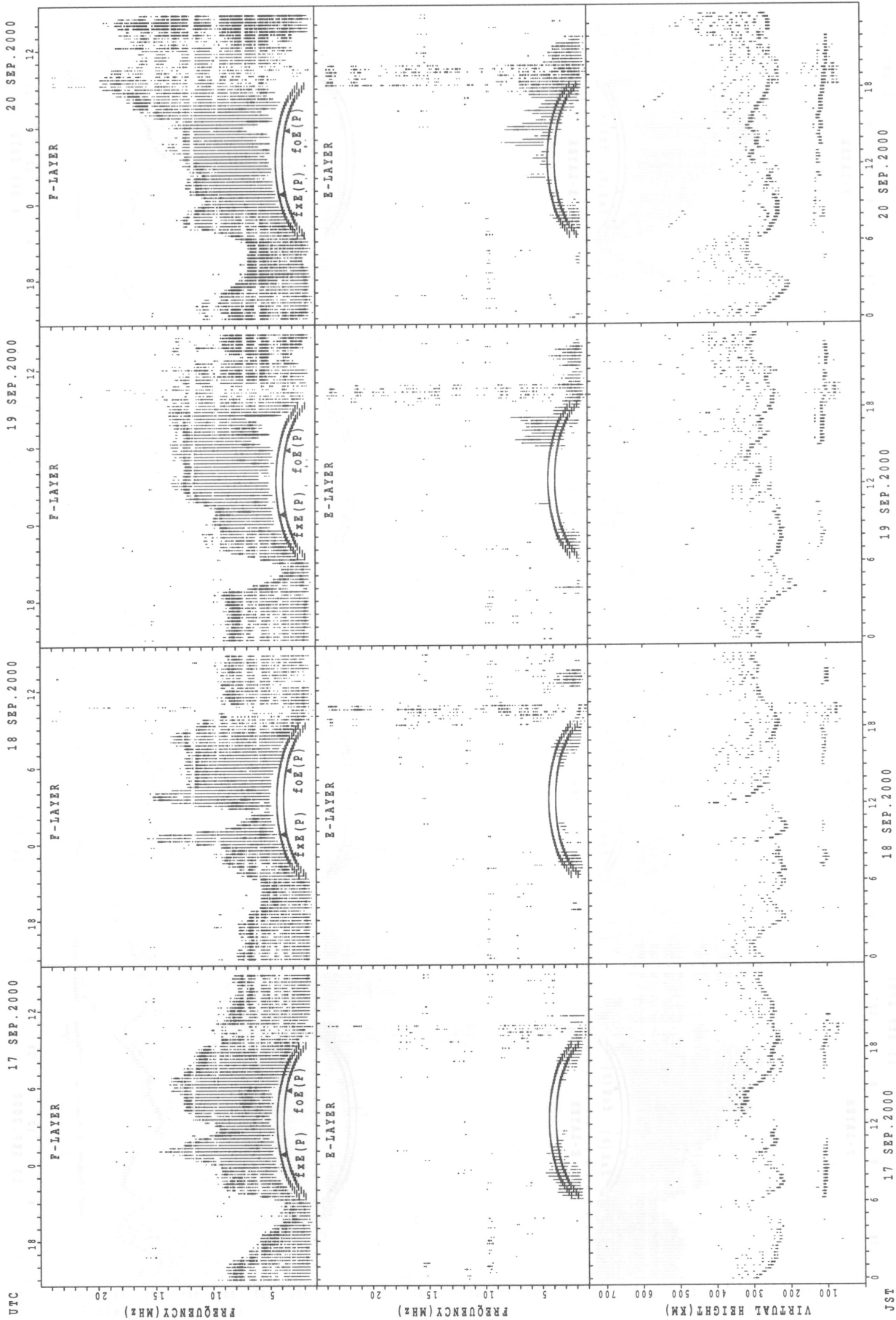
fxE(P) ; PREDICTED VALUE FOR fxe
foE(P) ; PREDICTED VALUE FOR foE

SUMMARY PLOTS AT Okinawa



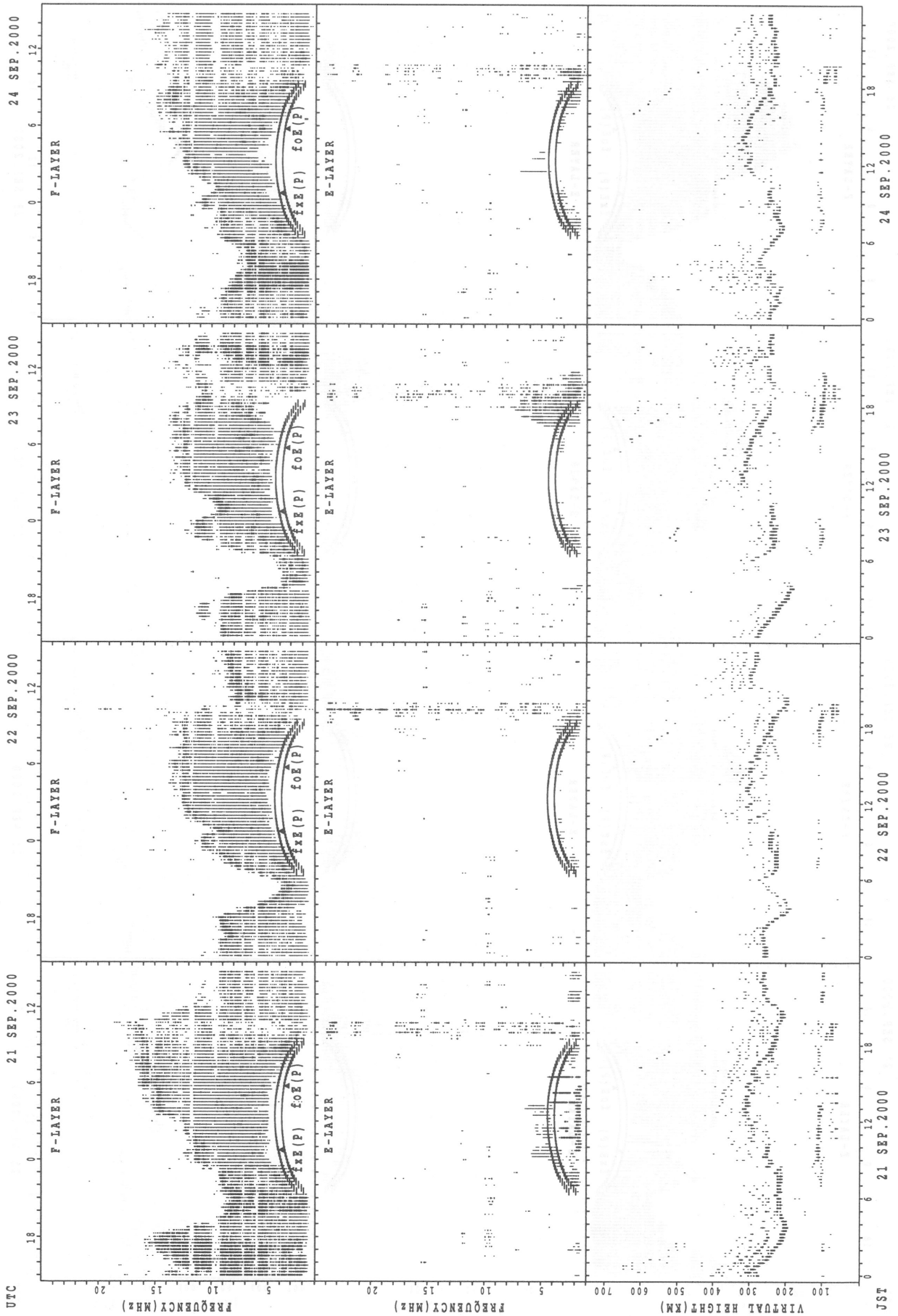
$f_{x E}(P)$; PREDICTED VALUE FOR $f_{x E}$
 $f_{o E}(P)$; PREDICTED VALUE FOR $f_{o E}$

SUMMARY PLOTS AT Okinawa




f_{x E}(P); PREDICTED VALUE FOR f_{x E}
 f_{o E}(P); PREDICTED VALUE FOR f_{o E}

SUMMARY PLOTS AT Okinawa



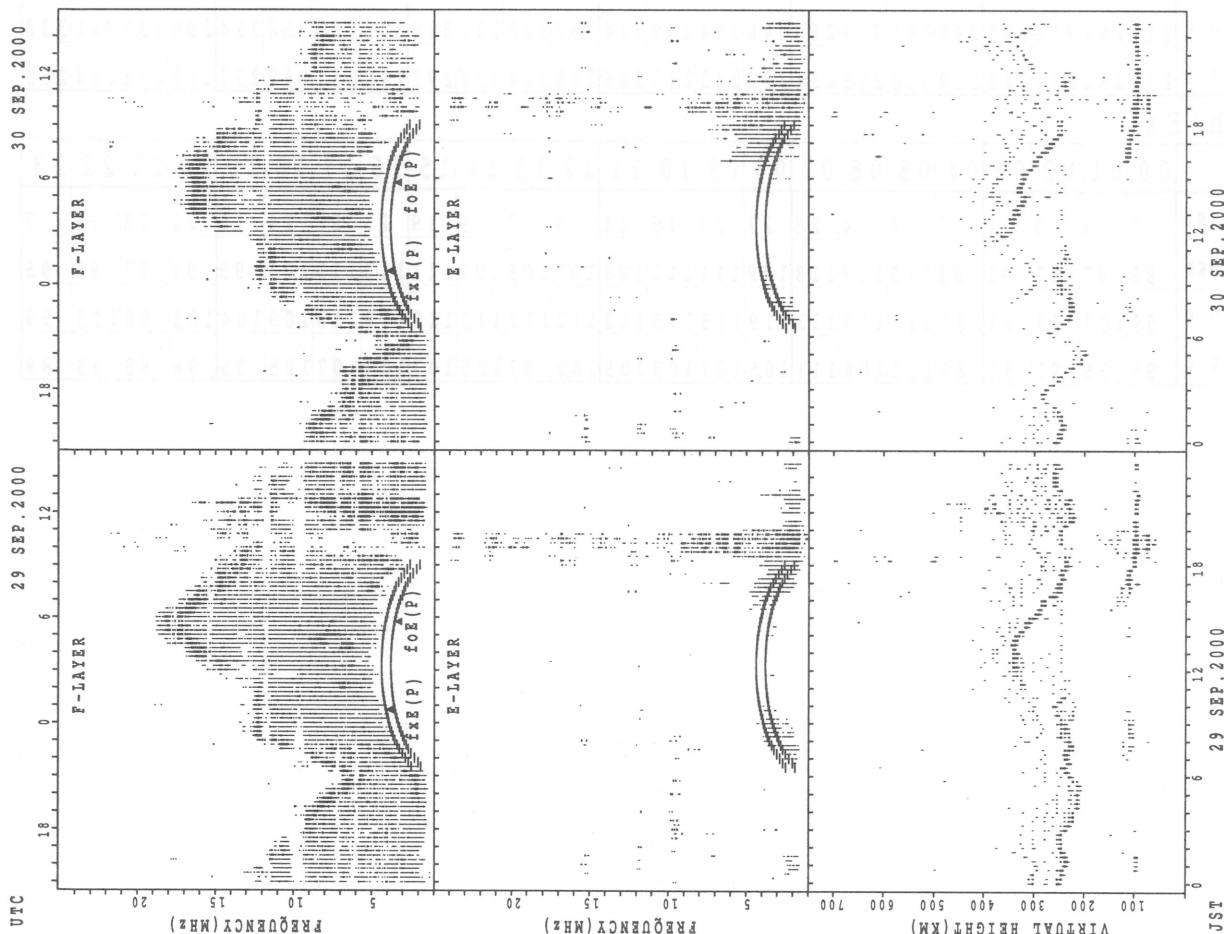
f_xE(P); PREDICTED VALUE FOR f_xE
 f_oE(P); PREDICTED VALUE FOR f_oE

SUMMARY PLOTS AT Okinawa



f_xe(P) ; PREDICTED VALUE FOR f_xe
foe(P) ; PREDICTED VALUE FOR foe

SUMMARY PLOTS AT Okinawa



f_oF(P); PREDICTED VALUE FOR f_oF
h_pF(P); PREDICTED VALUE FOR h_pF

STATION KOKUBU J
 29 SEP 2000 1352 MEAN TIME (UTC+9H)
 MONTHLY MEDIANS OF MUF (M3000)
 3.0 3.1 3.2 3.3 3.4 3.5 3.6 3.7 3.8 3.9 4.0 4.1 4.2 4.3 4.4 4.5 4.6 4.7 4.8 4.9 5.0 5.1 5.2 5.3 5.4 5.5 5.6 5.7 5.8 5.9 6.0 6.1 6.2 6.3 6.4 6.5 6.6 6.7 6.8 6.9 7.0 7.1 7.2 7.3 7.4 7.5 7.6 7.7 7.8 7.9 8.0 8.1 8.2 8.3 8.4 8.5 8.6 8.7 8.8 8.9 9.0 9.1 9.2 9.3 9.4 9.5 9.6 9.7 9.8 9.9 10.0 10.1 10.2 10.3 10.4 10.5 10.6 10.7 10.8 10.9 11.0 11.1 11.2 11.3 11.4 11.5 11.6 11.7 11.8 11.9 12.0 12.1 12.2 12.3 12.4 12.5 12.6 12.7 12.8 12.9 13.0 13.1 13.2 13.3 13.4 13.5 13.6 13.7 13.8 13.9 14.0 14.1 14.2 14.3 14.4 14.5 14.6 14.7 14.8 14.9 15.0 15.1 15.2 15.3 15.4 15.5 15.6 15.7 15.8 15.9 16.0 16.1 16.2 16.3 16.4 16.5 16.6 16.7 16.8 16.9 17.0 17.1 17.2 17.3 17.4 17.5 17.6 17.7 17.8 17.9 18.0 18.1 18.2 18.3 18.4 18.5 18.6 18.7 18.8 18.9 19.0 19.1 19.2 19.3 19.4 19.5 19.6 19.7 19.8 19.9 20.0 20.1 20.2 20.3 20.4 20.5 20.6 20.7 20.8 20.9 21.0 21.1 21.2 21.3 21.4 21.5 21.6 21.7 21.8 21.9 22.0 22.1 22.2 22.3 22.4 22.5 22.6 22.7 22.8 22.9 23.0 23.1 23.2 23.3 23.4 23.5 23.6 23.7 23.8 23.9 24.0 24.1 24.2 24.3 24.4 24.5 24.6 24.7 24.8 24.9 25.0 25.1 25.2 25.3 25.4 25.5 25.6 25.7 25.8 25.9 26.0 26.1 26.2 26.3 26.4 26.5 26.6 26.7 26.8 26.9 27.0 27.1 27.2 27.3 27.4 27.5 27.6 27.7 27.8 27.9 28.0 28.1 28.2 28.3 28.4 28.5 28.6 28.7 28.8 28.9 29.0 29.1 29.2 29.3 29.4 29.5 29.6 29.7 29.8 29.9 30.0 30.1 30.2 30.3 30.4 30.5 30.6 30.7 30.8 30.9 31.0 31.1 31.2 31.3 31.4 31.5 31.6 31.7 31.8 31.9 32.0 32.1 32.2 32.3 32.4 32.5 32.6 32.7 32.8 32.9 33.0 33.1 33.2 33.3 33.4 33.5 33.6 33.7 33.8 33.9 34.0 34.1 34.2 34.3 34.4 34.5 34.6 34.7 34.8 34.9 35.0 35.1 35.2 35.3 35.4 35.5 35.6 35.7 35.8 35.9 36.0 36.1 36.2 36.3 36.4 36.5 36.6 36.7 36.8 36.9 37.0 37.1 37.2 37.3 37.4 37.5 37.6 37.7 37.8 37.9 38.0 38.1 38.2 38.3 38.4 38.5 38.6 38.7 38.8 38.9 39.0 39.1 39.2 39.3 39.4 39.5 39.6 39.7 39.8 39.9 40.0 40.1 40.2 40.3 40.4 40.5 40.6 40.7 40.8 40.9 41.0 41.1 41.2 41.3 41.4 41.5 41.6 41.7 41.8 41.9 42.0 42.1 42.2 42.3 42.4 42.5 42.6 42.7 42.8 42.9 43.0 43.1 43.2 43.3 43.4 43.5 43.6 43.7 43.8 43.9 44.0 44.1 44.2 44.3 44.4 44.5 44.6 44.7 44.8 44.9 45.0 45.1 45.2 45.3 45.4 45.5 45.6 45.7 45.8 45.9 46.0 46.1 46.2 46.3 46.4 46.5 46.6 46.7 46.8 46.9 47.0 47.1 47.2 47.3 47.4 47.5 47.6 47.7 47.8 47.9 48.0 48.1 48.2 48.3 48.4 48.5 48.6 48.7 48.8 48.9 49.0 49.1 49.2 49.3 49.4 49.5 49.6 49.7 49.8 49.9 50.0 50.1 50.2 50.3 50.4 50.5 50.6 50.7 50.8 50.9 51.0 51.1 51.2 51.3 51.4 51.5 51.6 51.7 51.8 51.9 52.0 52.1 52.2 52.3 52.4 52.5 52.6 52.7 52.8 52.9 53.0 53.1 53.2 53.3 53.4 53.5 53.6 53.7 53.8 53.9 54.0 54.1 54.2 54.3 54.4 54.5 54.6 54.7 54.8 54.9 55.0 55.1 55.2 55.3 55.4 55.5 55.6 55.7 55.8 55.9 56.0 56.1 56.2 56.3 56.4 56.5 56.6 56.7 56.8 56.9 57.0 57.1 57.2 57.3 57.4 57.5 57.6 57.7 57.8 57.9 58.0 58.1 58.2 58.3 58.4 58.5 58.6 58.7 58.8 58.9 59.0 59.1 59.2 59.3 59.4 59.5 59.6 59.7 59.8 59.9 60.0 60.1 60.2 60.3 60.4 60.5 60.6 60.7 60.8 60.9 61.0 61.1 61.2 61.3 61.4 61.5 61.6 61.7 61.8 61.9 62.0 62.1 62.2 62.3 62.4 62.5 62.6 62.7 62.8 62.9 63.0 63.1 63.2 63.3 63.4 63.5 63.6 63.7 63.8 63.9 64.0 64.1 64.2 64.3 64.4 64.5 64.6 64.7 64.8 64.9 65.0 65.1 65.2 65.3 65.4 65.5 65.6 65.7 65.8 65.9 66.0 66.1 66.2 66.3 66.4 66.5 66.6 66.7 66.8 66.9 67.0 67.1 67.2 67.3 67.4 67.5 67.6 67.7 67.8 67.9 68.0 68.1 68.2 68.3 68.4 68.5 68.6 68.7 68.8 68.9 69.0 69.1 69.2 69.3 69.4 69.5 69.6 69.7 69.8 69.9 70.0 70.1 70.2 70.3 70.4 70.5 70.6 70.7 70.8 70.9 71.0 71.1 71.2 71.3 71.4 71.5 71.6 71.7 71.8 71.9 72.0 72.1 72.2 72.3 72.4 72.5 72.6 72.7 72.8 72.9 73.0 73.1 73.2 73.3 73.4 73.5 73.6 73.7 73.8 73.9 74.0 74.1 74.2 74.3 74.4 74.5 74.6 74.7 74.8 74.9 75.0 75.1 75.2 75.3 75.4 75.5 75.6 75.7 75.8 75.9 76.0 76.1 76.2 76.3 76.4 76.5 76.6 76.7 76.8 76.9 77.0 77.1 77.2 77.3 77.4 77.5 77.6 77.7 77.8 77.9 78.0 78.1 78.2 78.3 78.4 78.5 78.6 78.7 78.8 78.9 79.0 79.1 79.2 79.3 79.4 79.5 79.6 79.7 79.8 79.9 80.0 80.1 80.2 80.3 80.4 80.5 80.6 80.7 80.8 80.9 81.0 81.1 81.2 81.3 81.4 81.5 81.6 81.7 81.8 81.9 82.0 82.1 82.2 82.3 82.4 82.5 82.6 82.7 82.8 82.9 83.0 83.1 83.2 83.3 83.4 83.5 83.6 83.7 83.8 83.9 84.0 84.1 84.2 84.3 84.4 84.5 84.6 84.7 84.8 84.9 85.0 85.1 85.2 85.3 85.4 85.5 85.6 85.7 85.8 85.9 86.0 86.1 86.2 86.3 86.4 86.5 86.6 86.7 86.8 86.9 87.0 87.1 87.2 87.3 87.4 87.5 87.6 87.7 87.8 87.9 88.0 88.1 88.2 88.3 88.4 88.5 88.6 88.7 88.8 88.9 89.0 89.1 89.2 89.3 89.4 89.5 89.6 89.7 89.8 89.9 90.0 90.1 90.2 90.3 90.4 90.5 90.6 90.7 90.8 90.9 91.0 91.1 91.2 91.3 91.4 91.5 91.6 91.7 91.8 91.9 92.0 92.1 92.2 92.3 92.4 92.5 92.6 92.7 92.8 92.9 93.0 93.1 93.2 93.3 93.4 93.5 93.6 93.7 93.8 93.9 94.0 94.1 94.2 94.3 94.4 94.5 94.6 94.7 94.8 94.9 95.0 95.1 95.2 95.3 95.4 95.5 95.6 95.7 95.8 95.9 96.0 96.1 96.2 96.3 96.4 96.5 96.6 96.7 96.8 96.9 97.0 97.1 97.2 97.3 97.4 97.5 97.6 97.7 97.8 97.9 98.0 98.1 98.2 98.3 98.4 98.5 98.6 98.7 98.8 98.9 99.0 99.1 99.2 99.3 99.4 99.5 99.6 99.7 99.8 99.9 100.0 100.1 100.2 100.3 100.4 100.5 100.6 100.7 100.8 100.9 101.0 101.1 101.2 101.3 101.4 101.5 101.6 101.7 101.8 101.9 102.0 102.1 102.2 102.3 102.4 102.5 102.6 102.7 102.8 102.9 103.0 103.1 103.2 103.3 103.4 103.5 103.6 103.7 103.8 103.9 104.0 104.1 104.2 104.3 104.4 104.5 104.6 104.7 104.8 104.9 105.0 105.1 105.2 105.3 105.4 105.5 105.6 105.7 105.8 105.9 106.0 106.1 106.2 106.3 106.4 106.5 106.6 106.7 106.8 106.9 107.0 107.1 107.2 107.3 107.4 107.5 107.6 107.7 107.8 107.9 108.0 108.1 108.2 108.3 108.4 108.5 108.6 108.7 108.8 108.9 109.0 109.1 109.2 109.3 109.4 109.5 109.6 109.7 109.8 109.9 110.0 110.1 110.2 110.3 110.4 110.5 110.6 110.7 110.8 110.9 111.0 111.1 111.2 111.3 111.4 111.5 111.6 111.7 111.8 111.9 112.0 112.1 112.2 112.3 112.4 112.5 112.6 112.7 112.8 112.9 113.0 113.1 113.2 113.3 113.4 113.5 113.6 113.7 113.8 113.9 114.0 114.1 114.2 114.3 114.4 114.5 114.6 114.7 114.8 114.9 115.0 115.1 115.2 115.3 115.4 115.5 115.6 115.7 115.8 115.9 116.0 116.1 116.2 116.3 116.4 116.5 116.6 116.7 116.8 116.9 117.0 117.1 117.2 117.3 117.4 117.5 117.6 117.7 117.8 117.9 118.0 118.1 118.2 118.3 118.4 118.5 118.6 118.7 118.8 118.9 119.0 119.1 119.2 119.3 119.4 119.5 119.6 119.7 119.8 119.9 120.0 120.1 120.2 120.3 120.4 120.5 120.6 120.7 120.8 120.9 121.0 121.1 121.2 121.3 121.4 121.5 121.6 121.7 121.8 121.9 122.0 122.1 122.2 122.3 122.4 122.5 122.6 122.7 122.8 122.9 123.0 123.1 123.2 123.3 123.4 123.5 123.6 123.7 123.8 123.9 124.0 124.1 124.2 124.3 124.4 124.5 124.6 124.7 124.8 124.9 125.0 125.1 125.2 125.3 125.4 125.5 125.6 125.7 125.8 125.9 126.0 126.1 126.2 126.3 126.4 126.5 126.6 126.7 126.8 126.9 127.0 127.1 127.2 127.3 127.4 127.5 127.6 127.7 127.8 127.9 128.0 128.1 128.2 128.3 128.4 128.5 128.6 128.7 128.8 128.9 129.0 129.1 129.2 129.3 129.4 129.5 129.6 129.7 129.8 129.9 130.0 130.1 130.2 130.3 130.4 130.5 130.6 130.7 130.8 130.9 131.0 131.1 131.2 131.3 131.4 131.5 131.6 131.7 131.8 131.9 132.0 132.1 132.2 132.3 132.4 132.5 132.6 132.7 132.8 132.9 133.0 133.1 133.2 133.3 133.4 133.5 133.6 133.7 133.8 133.9 134.0 134.1 134.2 134.3 134.4 134.5 134.6 134.7 134.8 134.9 135.0 135.1 135.2 135.3 135.4 135.5 135.6 135.7 135.8 135.9 136.0 136.1 136.2 136.3 136.4 136.5 136.6 136.7 136.8 136.9 137.0 137.1 137.2 137.3 137.4 137.5 137.6 137.7 137.8 137.9 138.0 138.1 138.2 138.3 138.4 138.5 138.6 138.7 138.8 138.9 139.0 139.1 139.2 139.3 139.4 139.5 139.6 139.7 139.8 139.9 140.0 140.1 140.2 140.3 140.4 140.5 140.6 140.7 140.8 140.9 141.0 141.1 141.2 141.3 141.4 141.5 141.6 141.7 141.8 141.9 142.0 142.1 142.2 142.3 142.4 142.5 142.6 142.7 142.8 142.9 143.0 143.1 143.2 143.3 143.4 143.5 143.6 143.7 143.8 143.9 144.0 144.1 144.2 144.3 144.4 144.5 144.6 144.7 144.8 144.9 145.0 145.1 145.2 145.3 145.4 145.5 145.6 145.7 145.8 145.9 146.0 146.1 146.2 146.3 146.4 146.5 146.6 146.7 146.8 146.9 147.0 147.1 147.2 147.3 147.4 147.5 147.6 147.7 147.8 147.9 148.0 148.1 148.2 148.3 148.4 148.5 148.6 148.7 148.8 148.9 149.0 149.1 149.2 149.3 149.4 149.5 149.6 149.7 149.8 149.9 150.0 150.1 150.2 150.3 150.4 150.5 150.6 150.7 150.8 150.9 151.0 151.1 151.2 151.3 151.4 151.5 151.6 151.7 151.8 151.9 152.0 152.1 152.2 152.3 152.4 152.5 152.6 152.7 152.8 152.9 153.0 153.1 153.2 153.3 153.4 153.5 153.6 153.7 153.8 153.9 154.0 154.1 154.2 154.3 154.4 154.5 154.6 154.7 154.8 154.9 155.0 155.1 155.2 155.3 155.4 155.5 155.6 155.7 155.8 155.9 156.0 156.1 156.2 156.3 156.4 156.5 156.6 156.7 156.8 156.9 157.0 157.1 157.2 157.3 157.4 157.5 157.6 157.7 157.8 157.9 158.0 158.1 158.2 158.3 158.4 158.5 158.6 158.7 158.8 158.9 159.0 159.1 159.2 159.3 159.4 159.5 159.6 159.7 159.8 159.9 160.0 160.1 160.2 160.3 160.4 160.5 160.6 160.7 160.8 160.9 161.0 161.1 161.2 161.3 161.4 161.5 161.6 161.7 161.8 161.9 162.0 162.1 162.2 162.3 162.4 162.5 162.6 162.7 162.8 162.9 163.0 163.1 163.2 163.3 163.4 163.5 163.6 163.7 163.8 163.9 164.0 164.1 164.2 164.3 164.4 164.5 164.6 164.7 164.8 164.9 165.0 165.1 165.2 165.3 165.4 165.5 165.6 165.7 165.8 165.9 166.0 166.1 166.2 166.3 166.4 166.5 166.6 166.7 166.8 166.9 167.0 167.1 167.2 167.3 167.4 167.5 167.6 167.7 167.8 167.9 168.0 168.1 168.2 168.3 168.4 168.5 168.6 168.7 168.8 168.9 169.0 169.1 169.2 169.3 169.4 169.5 169.6 169.7 169.8 169.9 170.0 170.1 170.2 170.3 170.4 170.5 170.6 170.7 170.8 170.9 171.0 171.1 171.2 171.3 171.4 171.5 171.6 171.7 171.8 171.9 172.0 172.1 172.2 172.3 172.4 172.5 172.6 172.7 172.8 172.9 173.0 173.1 173.2 173.3 173.4 173.5 173.6 173.7 173.8 173.9 174.0 174.1 174.2 174.3 174.4 174.5 174.6 174.7 174.8 174.9 175.0 175.1 175.2 175.3 175.4 175.5 175.6 175.7 175.8 175.9 176.0 176.1 176.2 176.3 176.4 176.5 176.6 176.7 176.8 176.9 177.0 177.1 177.2 177.3 177.4 177.5 177.6 177.7 177.8 177.9 178.0 178.1 178.2 178.3 178.4 178.5 178.6 178.7 178.8 178.9 179.0 179.1 179.2 179.3 179.4 179.5 179.6 179.7 179.8 179.9 180.0 180.1 180.2 180.3 180.4 180.5 180.6 180.7 180.8 180.9 181.0 181.1 181.2 181.3 181.4 181.5 181.6 181.7 181.8 181.9 182.0 182.1 182.2 182.3 182.4 182.5 182.6 182.7 182.8 182.9 183.0 183.1 183.2 183.3 183.4 183.5 183.6 183.7 183.8 183.9 184.0 184.1 184.2 184.3 184.4 184.5 184.6 184.7 184.8 184.9 185.0 185.1 185.2 185.3 185.4 185.5 185.6 185.7 185.8 185.9 186.0 186.1 186.2 186.3 186.4 186.5 186.6 186.7 186.8 186.9 187.0 187.1 187.2 187.3 187.4 187.5 187.6 187.7 187.8 187.9 188.0 188.1 188.2 188.3 188.4 188.5 188.6 188.7 188.8 188.9 189.0 189.1 189.2 189.3 189.4 189.5 189.6 189.7 189.8 189.9 190.0 190.1 190.2 190.3 190.4 190.5 190.6 190.7 190.8 190.9 191.0 191.1 191.2 191.3 191.4 191.5 191.6 191.7 191.8 191.9 192.0 192.1 192.2 192.3 192.4 192.5 192.6 192.7 192.8 192.9 193.0 193.1 193.2 193.3 193.4 193.5 193.6 193.7 193.8 193.9 194.0 194.1 194.2 194.3 194.4 194.5 194.6 194.7 194.8 194.9 195.0 195.1 195.2 195.3 195.4 195.5 195.6 195.7 195.8 195.9 196.0 196.1 196.2 196.3 196.4 196.5 196.6 196.7 196.8 196.9 197.0 197.1 197.2 197.3 197.4 197.5 197.6 197.7 197.8 197.9 198.0 198.1 198.2 198.3 198.4 198.5 198.6 198.7 198.8 198.9 199.0 199.1 199.2 199.3 199.4 199.5 199.6 199.7 199.8 199.9 200.0 200.1 200.2 200.3 200.4 200.5 200.6 200.7 200.8 200.9 201.0 201.1 201.2 201.3 201.4 201.5 201.6 201.7 201.8 201.9 202.0 202.1 202.2 202.3 202.4 202.5 202.6 202.7 202.8 202.9 203.0 203.1 203.2 203.3 203.4 203.5 203.6 203.7 203.8 203.9 204.0 204.1 204.2 204.3 204.4 204.5 204.6 204.7 204.8 204.9 205.0 205.1 205.2 205.3 205.4 205.5 205.6 205.7 205.8 205.9 206.0 206.1 206.2 206.3 206.4 206.5 206.6 206.7 206.8 206.9 207.0 207.1 207.2 207.3 207.4 207.5 207.6 207.7 207.8 207.9 208.0 208.1 208.2 208.3 208.4 208.5 208.6 208.7 208.8 208.9 209.0 209.1 209.2 209.3 209.4 209.5 209.6 209.7 209.8 209.9 210.0 210.1 210.2 210.3 210.4 210.5 210.6 210.7 210.8 210.9 211.0 211.1 211.2 211.3 211.4 211.5 211.6 211.7 211.8 211.9 212.0 212.1 212.2 212.3 212.4 212.5 212.6 212.7 212.8 212.9 213.0 213.1 213.2 213.3 213.4 213.5 213.6 213.7 213.8 213.9 214.0 214.1 214.2 214.3 214.4 214.5 214.6 214.7 214.8 214.9 215.0 215.1 215.2 215.3 215.4 215.5 215.6

MONTHLY MEDIANS OF h'F AND h'Es
 SEP. 2000 135E MEAN TIME (UTC+9H) AUTOMATIC SCALING

h'F STATION Kokubunji LAT. 35°42.4'N LON. 139°29.3'E

| | 00 | 01 | 02 | 03 | 04 | 05 | 06 | 07 | 08 | 09 | 10 | 11 | 12 | 13 | 14 | 15 | 16 | 17 | 18 | 19 | 20 | 21 | 22 | 23 |
|-----|-----|-----|-----|-----|----|-----|-----|-----|-----|-----|-----|-----|-----|-----|-----|-----|-----|-----|-----|-----|-----|-----|-----|-----|
| CNT | 6 | 3 | 3 | 4 | | 2 | 26 | 30 | 29 | 29 | 29 | 30 | 30 | 29 | 29 | 30 | 30 | 30 | 28 | 22 | 17 | 13 | 9 | 10 |
| MED | 348 | 398 | 360 | 318 | | 391 | 265 | 244 | 256 | 268 | 282 | 289 | 312 | 304 | 304 | 290 | 273 | 268 | 266 | 281 | 346 | 344 | 360 | 340 |
| U Q | 362 | 412 | 362 | 348 | | 404 | 280 | 256 | 272 | 281 | 303 | 310 | 322 | 320 | 314 | 304 | 288 | 280 | 272 | 294 | 375 | 386 | 372 | 354 |
| L Q | 330 | 372 | 326 | 297 | | 378 | 254 | 238 | 246 | 249 | 262 | 278 | 294 | 287 | 285 | 272 | 264 | 262 | 250 | 258 | 325 | 326 | 285 | 334 |

h'Es

| | 00 | 01 | 02 | 03 | 04 | 05 | 06 | 07 | 08 | 09 | 10 | 11 | 12 | 13 | 14 | 15 | 16 | 17 | 18 | 19 | 20 | 21 | 22 | 23 |
|-----|-----|-----|-----|-----|-----|-----|-----|-----|-----|-----|-----|-----|-----|-----|-----|-----|-----|-----|-----|-----|-----|-----|-----|-----|
| CNT | 9 | 9 | 5 | 4 | 4 | 9 | 20 | 26 | 29 | 24 | 12 | 9 | 6 | 8 | 15 | 24 | 30 | 30 | 23 | 17 | 16 | 16 | 12 | 10 |
| MED | 99 | 99 | 97 | 103 | 106 | 97 | 115 | 113 | 109 | 110 | 108 | 103 | 103 | 108 | 107 | 111 | 113 | 115 | 107 | 109 | 106 | 104 | 104 | 100 |
| U Q | 103 | 101 | 100 | 104 | 111 | 113 | 131 | 125 | 113 | 115 | 113 | 114 | 111 | 112 | 111 | 118 | 119 | 121 | 113 | 113 | 109 | 106 | 105 | 103 |
| L Q | 95 | 96 | 94 | 97 | 100 | 92 | 111 | 107 | 105 | 105 | 105 | 102 | 99 | 107 | 105 | 105 | 107 | 111 | 105 | 102 | 100 | 97 | 100 | 97 |

h'F STATION Okinawa LAT. 26°16.9'N LON. 127°48.4'E

| | 00 | 01 | 02 | 03 | 04 | 05 | 06 | 07 | 08 | 09 | 10 | 11 | 12 | 13 | 14 | 15 | 16 | 17 | 18 | 19 | 20 | 21 | 22 | 23 |
|-----|-----|-----|-----|-----|-----|-----|-----|-----|-----|-----|-----|-----|-----|-----|-----|-----|-----|-----|-----|-----|-----|-----|-----|-----|
| CNT | 27 | 27 | 23 | 24 | 12 | 4 | 5 | 28 | 30 | 30 | 28 | 28 | 30 | 30 | 30 | 30 | 28 | 29 | 27 | 20 | 27 | 29 | 24 | 24 |
| MED | 298 | 278 | 276 | 272 | 258 | 376 | 338 | 247 | 238 | 248 | 261 | 304 | 328 | 318 | 316 | 304 | 295 | 266 | 248 | 245 | 274 | 296 | 306 | 313 |
| U Q | 318 | 294 | 312 | 335 | 340 | 381 | 377 | 260 | 246 | 254 | 289 | 324 | 352 | 328 | 322 | 318 | 303 | 276 | 258 | 284 | 298 | 337 | 341 | 339 |
| L Q | 278 | 264 | 252 | 245 | 239 | 350 | 288 | 234 | 232 | 242 | 253 | 286 | 288 | 304 | 302 | 298 | 280 | 261 | 240 | 233 | 256 | 276 | 284 | 280 |

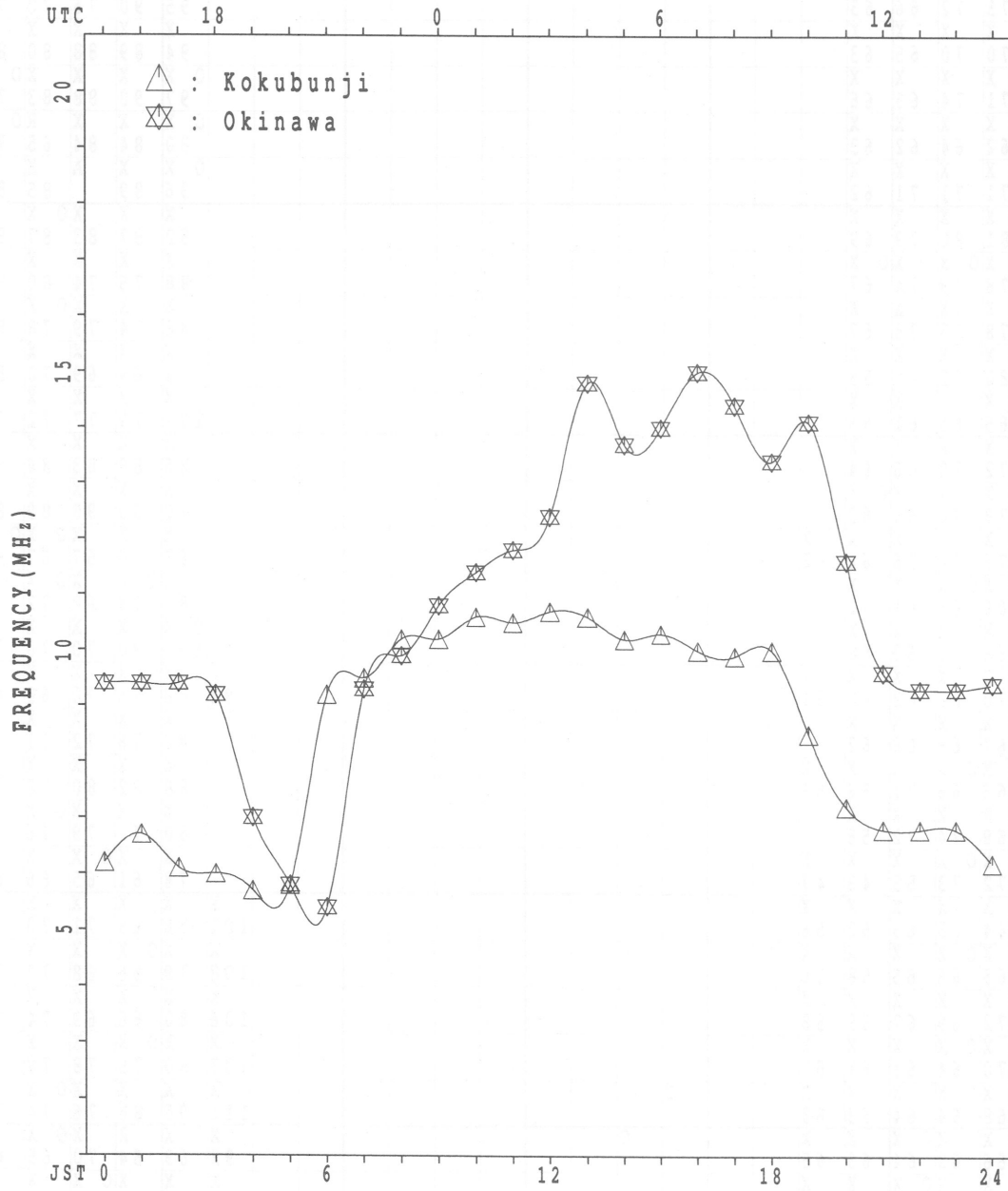
h'Es

| | 00 | 01 | 02 | 03 | 04 | 05 | 06 | 07 | 08 | 09 | 10 | 11 | 12 | 13 | 14 | 15 | 16 | 17 | 18 | 19 | 20 | 21 | 22 | 23 |
|-----|----|-----|----|----|-----|-----|-----|-----|-----|-----|-----|-----|-----|-----|-----|-----|-----|-----|-----|-----|-----|----|-----|----|
| CNT | 7 | 3 | 3 | 2 | 3 | 2 | 4 | 26 | 27 | 26 | 18 | 14 | 9 | 10 | 9 | 19 | 27 | 27 | 24 | 16 | 21 | 13 | 15 | 7 |
| MED | 95 | 97 | 97 | 91 | 93 | 115 | 113 | 118 | 109 | 111 | 111 | 108 | 107 | 105 | 107 | 113 | 113 | 113 | 107 | 99 | 99 | 97 | 95 | 95 |
| U Q | 99 | 107 | 99 | 91 | 183 | 117 | 115 | 131 | 119 | 115 | 113 | 113 | 112 | 113 | 113 | 115 | 119 | 115 | 109 | 104 | 105 | 98 | 103 | 99 |
| L Q | 95 | 95 | 91 | 91 | 85 | 113 | 104 | 111 | 105 | 107 | 103 | 105 | 100 | 97 | 105 | 107 | 109 | 107 | 105 | 95 | 96 | 95 | 93 | 89 |

MONTHLY MEDIANS PLOT OF foF2

SEP. 2000

AUTOMATIC SCALING



IONOSPHERIC DATA STATION Kokubunji

SEP. 2000 f_{XI} (0.1MHz) 135°E MEAN TIME (G.M.T. + 9 H)

LAT. 35°42.4'N LON. 139°29.3'E SWEEP 1.0MHz TO 25.0MHz IN 24.0SEC IN MANUAL SCALING

| H D | 00 | 01 | 02 | 03 | 04 | 05 | 06 | 07 | 08 | 09 | 10 | 11 | 12 | 13 | 14 | 15 | 16 | 17 | 18 | 19 | 20 | 21 | 22 | 23 | |
|--------|---------|---------|---------|---------|---------|---------|----|----|----|----|----|----|----|----|----|----|----|----|---------|----------|---------|---------|---------|---------|---------|
| 1 | X 80 | X 75 | X 72 | X 66 | X 63 | | | | | | | | | | | | | | | X 95 | X 90 | X 76 | X 70 | X 72 | |
| 2 | X 73 | X 70 | X 70 | X 65 | X 63 | | | | | | | | | | | | | | | X 94 | X 89 | X 88 | X 80 | X 80 | |
| 3 | X 73 | X 71 | X 74 | X 65 | X 66 | | | | | | | | | | | | | | | O 97 | X 90 | X 88 | X 83 | X 74 | |
| 4 | X 69 | O 62 | X 64 | X 62 | X 63 | | | | | | | | | | | | | | | O 90 | X 84 | X 84 | X 65 | X 75 | |
| 5 | R 53 | X 71 | X 71 | X 71 | X 62 | | | | | | | | | | | | | | | O 96 | X 89 | X 85 | X 84 | | |
| 6 | X 82 | X 81 | X 80 | X 79 | X 69 | | | | | | | | | | | | | | | X 92 | X 87 | X 83 | X 87 | X 92 | |
| 7 | X 88 | O 78 | X 79 | X 74 | X 67 | | | | | | | | | | | | | | | X 88 | X 76 | X 74 | X 80 | X 80 | |
| 8 | X 82 | X 78 | X 73 | X 75 | X 67 | | | | | | | | | | | | | | | X 86 | X 74 | X 79 | X 78 | X 80 | |
| 9 | X 76 | O 80 | X 72 | X 70 | X 55 | | | | | | | | | | | | | | | X 74 | X 68 | X 69 | X 70 | X 57 | |
| 10 | X 68 | X 65 | X 65 | X 61 | X 56 | | | | | | | | | | | | | | | X 107 | X 79 | X 77 | X 72 | X 70 | |
| 11 | X 70 | X 72 | X 70 | X 66 | X 64 | | | | | | | | | | | | | | | X 86 | X 80 | X 83 | X 84 | X 82 | |
| 12 | X 80 | X 78 | X 70 | X 68 | X 63 | | | | | | | | | | | | | | | X 98 | X 80 | X 90 | X 89 | X 89 | |
| 13 | X 86 | X 76 | X 78 | X 76 | X 64 | X 62 | | | | | | | | | | | | | | X 67 | X 60 | X 67 | X 67 | X 66 | |
| 14 | O 66 | X 66 | O 63 | X 61 | X 51 | | | | | | | | | | | | | | | X 87 | X 68 | X 68 | X 72 | X 72 | |
| 15 | X 73 | X 68 | X 65 | X 60 | X 58 | | | | | | | | | | | | | | | O 101 | X 80 | X 70 | X 70 | X 71 | |
| 16 | X 71 | X 70 | X 68 | X 62 | X 60 | X 51 | | | | | | | | | | | | | X 95 | X 88 | X 76 | X 70 | X 68 | X 68 | |
| 17 | X 68 | X 67 | X 68 | X 68 | X 62 | | | | | | | | | | | | | | | X 82 | X 76 | X 72 | X 71 | X 70 | |
| 18 | O 64 | X 63 | O 66 | X 61 | X 56 | X 56 | | | | | | | | | | | | | | X 88 | X 82 | X 80 | X 78 | X 78 | |
| 19 | O 75 | X 69 | R 74 | X 72 | X 58 | | | | | | | | | | | | | | | X 80 | X 77 | X 79 | X 76 | X 73 | |
| 20 | X 71 | X 72 | O 73 | X 55 | X 48 | X 47 | | | | | | | | | | | | | | X 78 | X 61 | X 65 | X 66 | X 65 | |
| 21 | X 64 | O 64 | X 65 | X 63 | X 55 | X 56 | | | | | | | | | | | | | | X 101 | X 76 | X 65 | X 71 | X 74 | |
| 22 | X 68 | O 65 | X 66 | X 65 | X 58 | X 56 | | | | | | | | | | | | | | X 108 | X 79 | X 66 | X 68 | X 71 | |
| 23 | X 73 | X 72 | X 69 | X 67 | X 59 | X 58 | | | | | | | | | | | | | | X 106 | X 80 | X 66 | X 69 | X 74 | |
| 24 | X 71 | O 70 | X 64 | X 61 | X 61 | X 67 | | | | | | | | | | | | | | X 102 | X 80 | X 75 | X 78 | X 76 | |
| 25 | O 74 | X 68 | X 64 | X 64 | X 63 | X 68 | | | | | | | | | | | | | | X 111 | X 95 | X 86 | X 76 | X 75 | |
| 26 | X 68 | X 66 | X 63 | X 64 | X 63 | X 65 | | | | | | | | | | | | | | X 92 | X 69 | X 64 | X 70 | X 65 | |
| 27 | X 63 | X 62 | O 60 | X 64 | X 60 | X 58 | | | | | | | | | | | | | | X 93 | X 76 | X 82 | X 76 | X 69 | |
| 28 | X 65 | X 64 | X 62 | X 62 | X 58 | X 60 | | | | | | | | | | | | | | X 92 | X 75 | X 78 | X 80 | X 71 | |
| 29 | X 70 | X 68 | X 67 | X 66 | X 66 | X 71 | | | | | | | | | | | | | | X 103 | X 87 | X 81 | X 78 | X 75 | |
| 30 | X 73 | X 71 | X 65 | X 64 | X 68 | X 67 | | | | | | | | | | | | | | X 106 | X 88 | X 78 | X 70 | X 72 | |
| 31 | | | | | | | | | | | | | | | | | | | | | | | | | |
| | 00 | 01 | 02 | 03 | 04 | 05 | 06 | 07 | 08 | 09 | 10 | 11 | 12 | 13 | 14 | 15 | 16 | 17 | 18 | 19 | 20 | 21 | 22 | 23 | |
| CNT | 30 | 30 | 30 | 30 | 30 | 14 | | | | | | | | | | | | | | 11 | 30 | 30 | 29 | 30 | 30 |
| MED | X 71 | X 70 | X 68 | X 65 | X 62 | X 59 | | | | | | | | | | | | | | X 102 | X 87 | X 78 | X 76 | X 72 | X 72 |
| U Q | X 75 | X 72 | X 72 | X 70 | X 64 | X 67 | | | | | | | | | | | | | | X 106 | X 94 | X 82 | X 80 | X 78 | X 78 |
| L Q | X 68 | X 66 | X 65 | X 62 | X 58 | X 56 | | | | | | | | | | | | | | X 93 | X 79 | X 68 | X 70 | X 70 | X 70 |

IONOSPHERIC DATA STATION Kokubunji

SEP. 2000 foF2 (0.1MHz) 135°E MEAN TIME (G.M.T. + 9 H)

LAT. 35°42.4'N LON. 139°29.3'E SWEEP 1.0MHz TO 25.0MHz IN 24.0SEC IN MANUAL SCALING

| D | H | 00 | 01 | 02 | 03 | 04 | 05 | 06 | 07 | 08 | 09 | 10 | 11 | 12 | 13 | 14 | 15 | 16 | 17 | 18 | 19 | 20 | 21 | 22 | 23 | |
|-----|---|----|----|----|----|----|----|----|-----|-----|-----|-----|-----|-----|-----|-----|-----|-----|-----|-----|-----|----|----|----|----|--|
| 1 | R | 74 | 68 | 66 | 60 | 57 | 60 | 78 | 94 | 107 | 104 | 103 | 109 | 100 | 101 | 102 | 98 | 94 | 92 | 92 | 88 | 84 | 70 | 64 | 66 | |
| 2 | R | 67 | 64 | 64 | 59 | 57 | 55 | 79 | 102 | 90 | 99 | 114 | 106 | 114 | 111 | 108 | 104 | 95 | 92 | 90 | 88 | 84 | 82 | 74 | 74 | |
| 3 | R | 67 | 65 | 68 | 59 | 60 | 60 | 88 | 99 | 98 | 100 | 107 | 114 | 108 | 94 | 91 | 89 | 89 | 90 | 94 | 91 | 84 | 81 | 76 | 68 | |
| 4 | R | 63 | 56 | 58 | 56 | 57 | 56 | 85 | 105 | 100 | 97 | 98 | 98 | 97 | 98 | 98 | 98 | 91 | 85 | 85 | 84 | 78 | 78 | | 69 | |
| 5 | R | | 65 | 65 | 65 | 56 | 55 | 90 | 83 | 98 | 88 | 96 | 111 | 110 | 94 | 92 | 98 | 98 | 98 | 104 | 90 | 83 | | 79 | 78 | |
| 6 | R | 76 | 75 | 74 | 73 | 63 | 65 | 82 | 92 | 97 | 100 | 110 | 112 | 109 | 106 | 100 | 96 | 93 | 94 | 98 | 86 | 81 | 77 | 81 | 86 | |
| 7 | R | 82 | 72 | 73 | 68 | 61 | 61 | 82 | 108 | 116 | 108 | 110 | 121 | 112 | 108 | 106 | 104 | 101 | 101 | 102 | 83 | 70 | 69 | 74 | 74 | |
| 8 | R | 76 | 72 | 67 | 69 | 61 | 64 | 92 | 105 | 102 | 112 | 112 | 98 | 100 | 84 | 82 | 81 | 82 | 87 | 96 | 80 | 68 | 74 | 72 | 74 | |
| 9 | R | 70 | 74 | 66 | 64 | 49 | 45 | 62 | 79 | 84 | 92 | 103 | 99 | 88 | 82 | 82 | 84 | 90 | 98 | 99 | 68 | 62 | 63 | 64 | | |
| 10 | R | 62 | 59 | 59 | 55 | 50 | 49 | 75 | 97 | 95 | 88 | 94 | 102 | 96 | 91 | 96 | 96 | 102 | 106 | 114 | 101 | 73 | 71 | 66 | 64 | |
| 11 | R | 64 | 66 | 64 | 60 | 58 | 62 | 86 | 92 | 96 | 95 | 95 | 96 | 99 | 96 | 98 | 108 | 108 | 102 | 99 | 80 | 74 | 77 | 78 | 76 | |
| 12 | R | 74 | 74 | 64 | 62 | 57 | 58 | 91 | 106 | 99 | 88 | 101 | 102 | 105 | 98 | 102 | 104 | 106 | 107 | 113 | 92 | 74 | 84 | 83 | 83 | |
| 13 | R | 80 | 70 | 72 | 70 | 58 | 56 | 83 | 107 | 106 | 106 | 111 | 105 | 110 | 118 | 112 | 105 | 98 | 98 | 99 | 61 | 54 | 60 | 61 | 60 | |
| 14 | R | 60 | 60 | 57 | 55 | 45 | 46 | 72 | 85 | 92 | 97 | 104 | 106 | 108 | 106 | 98 | 100 | 98 | 103 | 99 | 81 | 62 | 62 | 66 | 67 | |
| 15 | R | 67 | 62 | 58 | 54 | 52 | 52 | 75 | 102 | 104 | 101 | 111 | 117 | 118 | 113 | 104 | 102 | 94 | 92 | 98 | 95 | 74 | 64 | 64 | 66 | |
| 16 | R | 65 | 64 | 62 | 56 | 54 | 45 | 69 | 80 | 90 | 104 | 113 | 106 | 100 | 113 | 117 | 108 | 98 | 91 | 88 | 82 | 70 | 64 | 62 | 62 | |
| 17 | R | 62 | 61 | 62 | 62 | 56 | 51 | 70 | 104 | 113 | 125 | 128 | 127 | 98 | 96 | 92 | 102 | 102 | 97 | 84 | 76 | 70 | 66 | 65 | 65 | |
| 18 | R | 58 | 57 | 60 | 65 | 50 | 50 | 71 | 96 | 84 | 114 | 117 | 83 | 100 | 124 | 101 | 106 | 90 | 103 | 98 | 82 | 76 | 74 | 72 | 72 | |
| 19 | R | 69 | | 68 | 66 | 52 | 42 | 66 | 89 | 108 | 103 | 102 | 97 | 106 | 112 | 114 | 110 | 108 | 113 | 101 | 74 | 71 | 73 | 70 | 66 | |
| 20 | R | 65 | 66 | 67 | 49 | 42 | 41 | 58 | 77 | 84 | 80 | 77 | 80 | 85 | 93 | 88 | 90 | 100 | 101 | 92 | 72 | 56 | 59 | 60 | 58 | |
| 21 | R | 58 | 58 | 59 | 57 | 49 | 50 | 75 | 82 | 84 | 93 | 89 | 97 | 108 | 107 | 110 | 109 | 113 | 110 | 95 | 71 | 59 | 65 | 64 | 68 | |
| 22 | R | 62 | 59 | 60 | 58 | 52 | 50 | 70 | 89 | 96 | 100 | 111 | 111 | 110 | 110 | 118 | 102 | 97 | 101 | 102 | 73 | 60 | 62 | 64 | 65 | |
| 23 | R | 66 | 66 | 65 | 61 | 53 | 52 | 72 | 96 | 100 | 103 | 106 | 105 | 106 | 106 | 104 | 106 | 111 | 111 | 100 | 74 | 59 | 63 | 68 | 66 | |
| 24 | R | 65 | 64 | 58 | 55 | 55 | 61 | 92 | 108 | 100 | 95 | 91 | 95 | 105 | 113 | 108 | 103 | 103 | 98 | 96 | 74 | 69 | 72 | 72 | 70 | |
| 25 | R | 68 | 62 | 58 | 58 | 57 | 62 | 82 | 109 | | 90 | 98 | 102 | 115 | 120 | 118 | 110 | 108 | 107 | 105 | 89 | 80 | 70 | 68 | 69 | |
| 26 | R | 62 | 60 | 57 | 58 | 57 | 59 | 73 | 86 | 84 | | 92 | 98 | 104 | 108 | 100 | 95 | 86 | 87 | 86 | 63 | | 64 | 59 | 59 | |
| 27 | R | 57 | 56 | 54 | 58 | 54 | 52 | 73 | 84 | 98 | 108 | 105 | 109 | 106 | 98 | 100 | 96 | 90 | 93 | 87 | 70 | 77 | 70 | 65 | 63 | |
| 28 | R | 59 | 58 | 56 | 56 | 52 | 54 | 76 | 94 | 105 | 113 | 126 | 130 | 133 | 133 | 126 | 115 | 110 | 101 | 86 | 68 | 72 | 74 | 65 | 64 | |
| 29 | R | 64 | 62 | 61 | 60 | 60 | 65 | 84 | 102 | 117 | 121 | 127 | 126 | 111 | 115 | 117 | 113 | 113 | 107 | 97 | 81 | 75 | 72 | 68 | 69 | |
| 30 | R | 67 | 65 | 59 | 58 | 62 | 61 | 83 | 108 | 110 | 112 | 115 | 116 | 119 | 124 | 121 | 116 | 110 | 112 | 100 | 82 | 72 | 65 | 64 | 66 | |
| 31 | | | | | | | | | | | | | | | | | | | | | | | | | | |
| | | 00 | 01 | 02 | 03 | 04 | 05 | 06 | 07 | 08 | 09 | 10 | 11 | 12 | 13 | 14 | 15 | 16 | 17 | 18 | 19 | 20 | 21 | 22 | 23 | |
| CNT | | 29 | 29 | 30 | 30 | 30 | 30 | 30 | 30 | 29 | 29 | 30 | 30 | 30 | 30 | 30 | 30 | 30 | 30 | 30 | 30 | 29 | 29 | 29 | 29 | |
| MED | R | 65 | 64 | 62 | 59 | 56 | 55 | 77 | 96 | 98 | 100 | 106 | 106 | 106 | 106 | 102 | 102 | 98 | 100 | 98 | 81 | 72 | 70 | 66 | 67 | |
| U Q | R | 70 | 67 | 66 | 64 | 58 | 61 | 84 | 105 | 106 | 108 | 112 | 112 | 110 | 113 | 112 | 108 | 108 | 106 | 100 | 88 | 78 | 74 | 73 | 73 | |
| L Q | R | 62 | 60 | 58 | 56 | 52 | 50 | 72 | 86 | 91 | 94 | 98 | 98 | 100 | 96 | 98 | 96 | 93 | 92 | 92 | 73 | 65 | 64 | 64 | 64 | |

IONOSPHERIC DATA STATION Kokubunji

SEP. 2000 foF1 (0.01MHz) 135°E MEAN TIME (G.M.T. + 9 H)

LAT. 35°42.4'N LON. 139°29.3'E SWEEP 1.0MHz TO 25.0MHz IN 24.0SEC IN MANUAL SCALING

| H D | 00 | 01 | 02 | 03 | 04 | 05 | 06 | 07 | 08 | 09 | 10 | 11 | 12 | 13 | 14 | 15 | 16 | 17 | 18 | 19 | 20 | 21 | 22 | 23 |
|--------|----|----|----|----|----|----|----|----|----|----|-----|-----|-----|-----|-----|-----|----|----|----|----|----|----|----|----|
| 1 | | | | | | | | L | L | L | L | L | LU | LU | L | L | L | | | | | | | |
| 2 | | | | | | | L | L | L | L | LU | L | L | L | L | L | L | | | | | | | |
| 3 | | | | | | L | L | L | L | L | L | L | L | L | L | L | A | A | | | | | | |
| 4 | | | | | | | | L | L | L | L | L | L | L | L | L | L | | | | | | | |
| 5 | | | | | | | | | L | L | L | L | L | L | L | L | L | | | | | | | |
| 6 | | | | | | | | | A | L | LU | L | L | L | L | L | A | A | | | | | | |
| 7 | | | | | | | | | L | L | LU | L | LU | LU | LU | L | L | | | | | | | |
| 8 | | | | | | | | | L | L | L | L | LU | L | LU | L | L | L | A | | | | | |
| 9 | | | | | | | | | L | L | L | L | L | L | L | L | L | L | | | | | | |
| 10 | | | | | | | L | L | L | L | LU | L | L | LU | L | L | L | L | | | | | | |
| 11 | | | | | | L | | L | L | L | L | L | L | L | L | L | A | L | | | | | | |
| 12 | | | | | | | L | | | L | L | L | L | L | L | L | L | | | | | | | |
| 13 | | | | | | | | A | A | L | L | L | L | L | L | L | A | A | | | | | | |
| 14 | | | | | | | A | A | L | L | L | L | L | L | L | L | L | A | | | | | | |
| 15 | | | | | | | | | A | L | L | A | U | L | L | L | L | | | | | | | |
| 16 | | | | | | | | | L | L | L | L | L | L | B | L | | | | | | | | |
| 17 | | | | | | | | | L | L | B | L | L | L | L | L | L | | | | | | | |
| 18 | | | | | | | | L | L | L | L | LU | L | L | L | L | A | | | | | | | |
| 19 | | | | | | | | | L | L | L | L | L | L | L | L | L | | | | | | | |
| 20 | | | | | | | L | L | L | L | LU | L | L | L | L | A | L | | | | | | | |
| 21 | | | | | | | | | L | L | L | L | L | L | L | L | L | | | | | | | |
| 22 | | | | | | | | | L | L | L | L | L | L | L | | | | | | | | | |
| 23 | | | | | | | | | L | B | L | L | L | L | L | L | L | | | | | | | |
| 24 | | | | | | | | | L | L | L | L | L | L | L | L | A | | | | | | | |
| 25 | | | | | | | | | C | L | B | L | L | L | L | L | | | | | | | | |
| 26 | | | | | | | | L | L | C | L | L | L | L | L | L | | | | | | | | |
| 27 | | | | | | | | | L | L | L | L | L | L | L | L | | | | | | | | |
| 28 | | | | | | | | | | L | L | L | L | L | L | L | | | | | | | | |
| 29 | | | | | | | | | L | L | L | L | L | L | L | L | | | | | | | | |
| 30 | | | | | | | | L | L | L | L | L | L | L | L | L | L | | | | | | | |
| 31 | | | | | | | | | | | | | | | | | | | | | | | | |
| | 00 | 01 | 02 | 03 | 04 | 05 | 06 | 07 | 08 | 09 | 10 | 11 | 12 | 13 | 14 | 15 | 16 | 17 | 18 | 19 | 20 | 21 | 22 | 23 |
| CNT | | | | | | | | | | | 2 | 3 | 3 | 2 | 4 | 1 | | | | | | | | |
| MED | | | | | | | | | | | U | LU | LU | LU | LU | LU | LU | | | | | | | |
| U Q | | | | | | | | | | | 534 | 564 | 564 | 584 | 566 | 516 | | | | | | | | |
| L Q | | | | | | | | | | | U | LU | LU | LU | LU | LU | | | | | | | | |
| | | | | | | | | | | | 576 | 604 | | | 574 | | | | | | | | | |
| | | | | | | | | | | | U | LU | LU | LU | LU | LU | | | | | | | | |
| | | | | | | | | | | | 556 | 512 | | | 554 | | | | | | | | | |

IONOSPHERIC DATA STATION Kokubunji

SEP. 2000 foE (0.01MHz) 135°E MEAN TIME (G.M.T. + 9 H)

LAT. 35°42.4'N LON. 139°29.3'E SWEEP 1.0MHz TO 25.0MHz IN 24.0SEC IN MANUAL SCALING

| H D | 00 | 01 | 02 | 03 | 04 | 05 | 06 | 07 | 08 | 09 | 10 | 11 | 12 | 13 | 14 | 15 | 16 | 17 | 18 | 19 | 20 | 21 | 22 | 23 |
|--------|----|----|----|----|----|----|-----|-----|-----|-----|-----|-----|-----|-----|-----|-----|-----|-----|-----|-----|-----|----|----|----|
| 1 | | | | | | B | 244 | 292 | 336 | 352 | | R | B | R | R | R | 344 | 316 | 256 | 160 | | | | |
| 2 | | | | | | B | 236 | 284 | 320 | | | U R | R | R | R | R | 344 | 308 | 244 | | B | | | |
| 3 | | | | | | B | 220 | 292 | 328 | | | U R | R | R | R | R | | 308 | 248 | | B | | | |
| 4 | | | | | | B | 224 | 288 | 332 | | A | R | R | R | A | A | R | 308 | 224 | | B | | | |
| 5 | | | | | | B | 224 | 312 | 340 | | | R | R | R | R | B | R | | A | | B | | | |
| 6 | | | | | | B | 212 | 284 | 332 | | | R | R | B | A | R | A | R | | 312 | 248 | | | |
| 7 | | | | | | B | 216 | 292 | | | R | R | R | R | B | R | R | | R | | B | | | |
| 8 | | | | | | B | 208 | 296 | | | A | A | B | R | R | R | R | | 312 | 240 | | B | | |
| 9 | | | | | | B | 208 | | | | R | R | R | B | B | R | R | | 304 | 236 | | B | | |
| 10 | | | | | | B | 208 | | | | R | R | R | B | B | R | R | | 304 | 236 | | B | | |
| 11 | | | | | | B | 208 | | | | R | R | R | B | B | R | R | | 304 | 236 | | B | | |
| 12 | | | | | | B | 248 | | | | A | A | B | R | R | R | R | | 312 | 248 | | B | | |
| 13 | | | | | | B | 204 | 276 | 320 | | | A | R | | R | R | 332 | 284 | 196 | | B | | | |
| 14 | | | | | | B | 204 | 276 | 320 | | | A | R | | R | R | 332 | 284 | 196 | | B | | | |
| 15 | | | | | | B | 204 | 276 | 320 | | | A | R | | R | R | 332 | 284 | 196 | | B | | | |
| 16 | | | | | | B | 204 | 276 | 320 | | | A | R | | R | R | 332 | 284 | 196 | | B | | | |
| 17 | | | | | | B | 204 | 276 | 320 | | | A | R | | R | R | 332 | 284 | 196 | | B | | | |
| 18 | | | | | | B | 204 | 276 | 320 | | | A | R | | R | R | 332 | 284 | 196 | | B | | | |
| 19 | | | | | | B | 204 | 276 | 320 | | | A | R | | R | R | 332 | 284 | 196 | | B | | | |
| 20 | | | | | | B | 204 | 276 | 320 | | | A | R | | R | R | 332 | 284 | 196 | | B | | | |
| 21 | | | | | | B | 204 | 276 | 320 | | | A | R | | R | R | 332 | 284 | 196 | | B | | | |
| 22 | | | | | | B | 204 | 276 | 320 | | | A | R | | R | R | 332 | 284 | 196 | | B | | | |
| 23 | | | | | | B | 204 | 276 | 320 | | | A | R | | R | R | 332 | 284 | 196 | | B | | | |
| 24 | | | | | | B | 204 | 276 | 320 | | | A | R | | R | R | 332 | 284 | 196 | | B | | | |
| 25 | | | | | | B | 204 | 276 | 320 | | | A | R | | R | R | 332 | 284 | 196 | | B | | | |
| 26 | | | | | | B | 204 | 276 | 320 | | | A | R | | R | R | 332 | 284 | 196 | | B | | | |
| 27 | | | | | | B | 204 | 276 | 320 | | | A | R | | R | R | 332 | 284 | 196 | | B | | | |
| 28 | | | | | | B | 204 | 276 | 320 | | | A | R | | R | R | 332 | 284 | 196 | | B | | | |
| 29 | | | | | | B | 204 | 276 | 320 | | | A | R | | R | R | 332 | 284 | 196 | | B | | | |
| 30 | | | | | | B | 204 | 276 | 320 | | | A | R | | R | R | 332 | 284 | 196 | | B | | | |
| 31 | | | | | | B | 204 | 276 | 320 | | | A | R | | R | R | 332 | 284 | 196 | | B | | | |
| | 00 | 01 | 02 | 03 | 04 | 05 | 06 | 07 | 08 | 09 | 10 | 11 | 12 | 13 | 14 | 15 | 16 | 17 | 18 | 19 | 20 | 21 | 22 | 23 |
| CNT | | | | | | | 19 | 20 | 20 | 6 | 4 | 1 | 1 | 1 | 5 | 18 | 27 | 22 | 1 | | | | | |
| MED | | | | | | | 212 | 288 | 328 | 358 | 378 | 368 | 380 | 400 | 360 | 336 | 292 | 222 | 160 | | | | | |
| U Q | | | | | | | 224 | 292 | 332 | 360 | 384 | | | | U R | 364 | 344 | 308 | 244 | | | | | |
| L Q | | | | | | | 196 | 282 | 320 | 352 | 372 | | | | 354 | 332 | 288 | 208 | | | | | | |

IONOSPHERIC DATA STATION Kokubunji

SEP. 2000 foEs (0.1MHz) 135°E MEAN TIME (G.M.T. + 9 H)

LAT. 35°42.4'N LON. 139°29.3'E SWEEP 1.0MHz TO 25.0MHz IN 24.0SEC IN MANUAL SCALING

| H | 00 | 01 | 02 | 03 | 04 | 05 | 06 | 07 | 08 | 09 | 10 | 11 | 12 | 13 | 14 | 15 | 16 | 17 | 18 | 19 | 20 | 21 | 22 | 23 | |
|-----|----|----|----|----|----|----|----|----|----|----|----|----|----|----|----|----|----|----|----|----|----|-----|----|----|----|
| 1 | 19 | 14 | 16 | 19 | 28 | 38 | | 35 | 38 | 39 | 42 | 45 | | | 23 | | | 30 | 52 | 34 | 29 | 22 | 26 | 20 | |
| 2 | 17 | 19 | 15 | 15 | 16 | 16 | 29 | 32 | 36 | 40 | | 35 | 30 | | | | 35 | 34 | 28 | 23 | 18 | 46 | 21 | 22 | |
| 3 | 20 | 18 | 18 | 18 | 18 | 21 | 26 | 33 | 39 | 46 | | 54 | 60 | 46 | | | 40 | 54 | 44 | 36 | 74 | 30 | 24 | 30 | 26 |
| 4 | 33 | 48 | 28 | 23 | 22 | 24 | 30 | 33 | 42 | 41 | 44 | 40 | | 40 | 42 | 32 | 28 | 30 | 23 | 22 | 30 | 22 | 61 | 26 | |
| 5 | 33 | 43 | 25 | 20 | 23 | 19 | 26 | | 38 | 44 | 58 | 62 | 52 | 52 | | 41 | 38 | 31 | 20 | 21 | 29 | 144 | 28 | 25 | |
| 6 | 22 | 16 | 16 | 16 | 15 | 24 | 26 | 32 | 60 | 39 | 49 | 46 | 52 | 44 | 39 | | 43 | 49 | 30 | 22 | | 24 | 23 | 24 | 25 |
| 7 | 20 | 16 | 16 | 14 | 24 | 26 | | 24 | 28 | 34 | | 33 | | 51 | 22 | 20 | | 29 | 21 | 19 | | 16 | 16 | 22 | 21 |
| 8 | 20 | 20 | 21 | 22 | 21 | 19 | 45 | 24 | 43 | 46 | 47 | 50 | | 36 | 29 | 42 | 39 | 39 | 52 | 80 | 52 | 22 | 18 | 24 | |
| 9 | 14 | 25 | 25 | 19 | 15 | 24 | 29 | 30 | 24 | | 43 | 46 | | | | | 34 | 39 | 34 | 32 | 23 | 30 | 17 | 23 | |
| 10 | 16 | 15 | 13 | 16 | 22 | 20 | 29 | 32 | 37 | 39 | 31 | | | | | 40 | 38 | 33 | 27 | 22 | 15 | 15 | 15 | 16 | |
| 11 | 15 | 15 | 14 | 14 | 19 | 22 | 31 | 30 | | 38 | | | | | | | 38 | 47 | 32 | 22 | 37 | 15 | 26 | 15 | 16 |
| 12 | 14 | 15 | 18 | 13 | 16 | 20 | 31 | 31 | 36 | 28 | 30 | 28 | 26 | | | | 38 | 33 | 27 | 21 | 16 | 19 | 16 | 16 | 15 |
| 13 | 18 | 16 | 19 | 18 | 21 | 22 | 25 | 50 | 46 | 37 | | 39 | 44 | | | 42 | 42 | 42 | 44 | 48 | 31 | 62 | 39 | 34 | |
| 14 | 26 | 19 | 22 | 20 | 21 | 28 | 40 | 47 | 51 | 39 | 40 | | 41 | 28 | 23 | 35 | 77 | 56 | 78 | 98 | 37 | 22 | 14 | | |
| 15 | 19 | 18 | 19 | 15 | 20 | 23 | 23 | 39 | 68 | 38 | 46 | 56 | 26 | 30 | 33 | 37 | 32 | 28 | 25 | 23 | 20 | 33 | 39 | 23 | |
| 16 | 14 | 22 | 18 | 34 | 15 | 26 | 24 | 29 | 38 | 41 | 42 | 46 | 37 | | 63 | 28 | 30 | 33 | 30 | 24 | 26 | 22 | 20 | 14 | |
| 17 | 16 | 18 | 16 | 20 | 16 | 20 | 23 | 31 | 34 | 41 | 48 | | 31 | 42 | 44 | | 32 | 26 | 24 | 16 | 15 | 16 | 19 | 13 | |
| 18 | 16 | 14 | 13 | 19 | 16 | 14 | | | | | | | | | | | 38 | 39 | 29 | 20 | 14 | 21 | 16 | 21 | 19 |
| 19 | 19 | 14 | 15 | 15 | 15 | 16 | 26 | | 35 | | 22 | 44 | | | 38 | | 30 | 25 | 22 | 18 | 22 | 50 | 26 | 16 | |
| 20 | 21 | 22 | 18 | 18 | 24 | 20 | 28 | 30 | | | 38 | | | | 54 | 54 | 27 | 19 | 50 | 42 | 33 | 44 | 15 | 19 | |
| 21 | 18 | 16 | 16 | 16 | 14 | 16 | | | 39 | | 46 | | 44 | 41 | | | | 26 | 20 | 34 | 14 | 14 | 16 | 15 | |
| 22 | 14 | 23 | 20 | 16 | 16 | 20 | 26 | 32 | 26 | 32 | 29 | 34 | 32 | | | | | 25 | 14 | 16 | 13 | 16 | 16 | 15 | |
| 23 | 15 | 16 | 16 | 13 | 15 | 22 | | 32 | | 46 | 48 | 43 | | 27 | | | 33 | 28 | 24 | 23 | 12 | 15 | 16 | 16 | |
| 24 | 15 | 16 | 15 | 14 | 16 | 15 | 28 | 36 | 40 | 43 | 44 | 25 | 46 | 50 | 26 | 42 | 43 | 32 | 34 | 38 | 46 | 16 | 16 | 15 | |
| 25 | 15 | 16 | 20 | 19 | 15 | 16 | | | | 40 | 64 | 45 | 44 | 44 | 43 | 42 | 36 | 35 | 53 | 53 | 32 | 16 | 21 | 50 | |
| 26 | 32 | 20 | 16 | 14 | 16 | 16 | 26 | 34 | 50 | | 52 | 45 | | 44 | | | 40 | 31 | 35 | 20 | 36 | 16 | 14 | 22 | |
| 27 | 16 | 14 | 15 | 14 | 14 | 16 | 26 | | 36 | 52 | 44 | 44 | 28 | 30 | 24 | 18 | | 24 | 19 | 27 | 16 | 23 | 23 | 20 | |
| 28 | 23 | 15 | 15 | 16 | 14 | 16 | 22 | 31 | | | 44 | | 33 | | | | | 26 | 24 | 14 | 16 | 21 | 16 | 15 | |
| 29 | 16 | 16 | 16 | 16 | 16 | 25 | 22 | 35 | 34 | | 44 | 44 | | | | | | 24 | 16 | 16 | 24 | 16 | 16 | 14 | |
| 30 | 16 | 16 | 16 | 14 | 16 | 16 | 23 | | | 43 | 42 | 41 | | 42 | | 18 | | 24 | 27 | 15 | 16 | 27 | 16 | 16 | |
| 31 | | | | | | | | | | | | | | | | | | | | | | | | | |
| | 00 | 01 | 02 | 03 | 04 | 05 | 06 | 07 | 08 | 09 | 10 | 11 | 12 | 13 | 14 | 15 | 16 | 17 | 18 | 19 | 20 | 21 | 22 | 23 | |
| CNT | 30 | 30 | 30 | 30 | 30 | 30 | 30 | 30 | 29 | 29 | 30 | 30 | 30 | 30 | 30 | 30 | 30 | 30 | 30 | 30 | 30 | 30 | 30 | 30 | |
| MED | 18 | 16 | 16 | 16 | 16 | 20 | 26 | 31 | 36 | 39 | 39 | 43 | | | | | 33 | 30 | 24 | 23 | 22 | 22 | 20 | 19 | |
| UQ | 20 | 20 | 19 | 19 | 21 | 24 | 29 | 33 | 41 | 42 | 46 | 45 | 44 | 44 | 39 | 38 | 39 | 34 | 35 | 37 | 30 | 30 | 24 | 23 | |
| LQ | 15 | 15 | 15 | 14 | 15 | 16 | 22 | | | | | | | | | | | 26 | 21 | 16 | 16 | 16 | 16 | 15 | |

IONOSPHERIC DATA STATION Kokubunji

SEP. 2000 fbEs (0.1MHz) 135°E MEAN TIME (G.M.T. + 9 H)

LAT. 35°42.4'N LON. 139°29.3'E SWEEP 1.0MHz TO 25.0MHz IN 24.0SEC IN MANUAL SCALING

| H | 00 | 01 | 02 | 03 | 04 | 05 | 06 | 07 | 08 | 09 | 10 | 11 | 12 | 13 | 14 | 15 | 16 | 17 | 18 | 19 | 20 | 21 | 22 | 23 | | | | | |
|-----|----|----|----|----|----|----|----|----|----|----|----|----|----|----|----|----|----|----|----|----|----|----|----|----|----|----|----|----|----|
| 1 | E | BE | BE | BE | B | | G | | U | Y | | E | B | G | GE | B | G | | | | E | B | | E | B | | | | |
| 2 | E | BE | BE | BE | BE | B | | | | | G | G | G | G | G | G | | 33 | 26 | 21 | 18 | E | B | | E | B | | | |
| 3 | | | | E | B | | | U | Y | | G | | | | G | | | | | | | | | | | | | | |
| 4 | 25 | 34 | 20 | 17 | 18 | 16 | 26 | 33 | 41 | 40 | 42 | U | Y | GU | Y | U | Y | U | Y | G | 28 | 28 | 19 | 16 | 22 | 18 | 40 | 23 | |
| 5 | 28 | 34 | 19 | 17 | E | BE | B | | G | | | | | E | B | G | U | Y | G | | | | A | A | | | | | |
| 6 | 17 | E | BE | BE | BE | B | | U | Y | U | Y | E | B | U | Y | U | Y | U | Y | G | 40 | 46 | 25 | 16 | 19 | 18 | 20 | 22 | |
| 7 | 17 | E | BE | BE | BE | B | | G | G | G | G | | | GE | B | G | G | G | | | | | E | BE | BE | BE | B | | |
| 8 | E | B | | E | B | | E | B | | 41 | 24 | 42 | 42 | E | B | 44 | | G | 36 | 29 | 41 | 39 | 34 | 48 | 59 | 46 | 20 | 18 | 23 |
| 9 | E | B | | E | B | | E | BE | B | | 23 | 29 | 24 | G | G | GE | BE | B | G | G | | | | | | | | | |
| 10 | E | BE | BE | BE | BE | B | | U | Y | U | Y | G | G | G | G | U | Y | | | | | | E | BE | BE | BE | BE | B | |
| 11 | E | BE | BE | BE | BE | B | | U | Y | U | Y | G | G | G | G | G | | | | | | | | | | | | | |
| 12 | E | BE | BE | BE | BE | B | | G | G | G | G | | | G | G | | | | | | | | | | | | | | |
| 13 | 16 | E | BE | BE | BE | BE | B | | U | Y | GU | Y | | G | G | | | | | | | | | | | | | | |
| 14 | 21 | 16 | E | BE | B | | 16 | 21 | 30 | 33 | 38 | U | Y | | G | | | | | | | | | | | | | | |
| 15 | E | BE | BE | BE | BE | BE | B | | | | | | | G | G | GE | B | G | | | | | | | | | | | |
| 16 | E | BE | BE | BE | BE | B | | U | Y | U | Y | U | Y | G | GE | B | GU | Y | | | | | | | | | | | |
| 17 | E | B | | E | BE | B | | U | Y | U | Y | U | Y | E | B | G | GE | BE | B | G | | | | | | | | | |
| 18 | E | BE | BE | BE | BE | B | | G | G | G | G | G | G | G | G | | | | | | | | | | | | | | |
| 19 | E | BE | BE | BE | BE | BE | B | | G | | G | GE | B | G | GU | Y | G | | | | | | | | | | | | |
| 20 | E | BE | BE | BE | BE | BE | B | | U | Y | U | Y | G | G | G | | | | | | | | | | | | | | |
| 21 | 16 | E | BE | BE | BE | BE | B | | G | G | | G | GE | B | GE | BU | Y | G | | | | | | | | | | | |
| 22 | E | B | | E | BE | BE | B | | G | G | G | G | G | G | G | G | | | | | | | | | | | | | |
| 23 | E | BE | BE | BE | BE | BE | B | | G | | GE | BE | BE | B | G | G | G | | | | | | | | | | | | |
| 24 | E | BE | BE | BE | BE | BE | B | | U | Y | U | Y | G | G | G | | | | | | | | | | | | | | |
| 25 | E | BE | B | | E | BE | BE | B | | G | G | CU | YE | B | E | B | | | | | | | | | | | | | |
| 26 | 28 | E | BE | BE | BE | BE | B | | | | | | | | | | | | | | | | | | | | | | |
| 27 | E | BE | BE | BE | BE | BE | B | | G | | | | | | | | | | | | | | | | | | | | |
| 28 | E | BE | BE | BE | BE | BE | B | | G | G | GE | B | G | G | G | G | | | | | | | | | | | | | |
| 29 | E | BE | BE | BE | BE | BE | BU | Y | U | Y | G | GE | BE | B | G | G | G | | | | | | | | | | | | |
| 30 | E | BE | BE | BE | BE | BE | B | | G | G | | | | | | | | | | | | | | | | | | | |
| 31 | | | | | | | | | | | | | | | | | | | | | | | | | | | | | |
| | 00 | 01 | 02 | 03 | 04 | 05 | 06 | 07 | 08 | 09 | 10 | 11 | 12 | 13 | 14 | 15 | 16 | 17 | 18 | 19 | 20 | 21 | 22 | 23 | | | | | |
| CNT | 30 | 30 | 30 | 30 | 30 | 30 | 30 | 30 | 29 | 29 | 30 | 30 | 30 | 30 | 30 | 30 | 30 | 30 | 30 | 30 | 30 | 30 | 30 | 30 | | | | | |
| MED | E | BE | BE | BE | BE | BE | B | | 23 | 30 | 36 | 38 | E | GE | G | | | | | | | | | | | | | | |
| UQ | 16 | 16 | 16 | 16 | 16 | 16 | 24 | 33 | 38 | 42 | 43 | 44 | 42 | 42 | 39 | 38 | 38 | 30 | 29 | 29 | 22 | 19 | 20 | 22 | | | | | |
| LQ | E | BE | BE | BE | BE | BE | B | | G | G | G | G | G | G | G | G | | | | | | | | | | | | | |

IONOSPHERIC DATA STATION Kokubunji

SEP. 2000 fmin (0.1MHz) 135°E MEAN TIME (G.M.T. + 9 H)

LAT. 35°42.4'N ION. 139°29.3'E SWEEP 1.0MHz TO 25.0MHz IN 24.0SEC IN MANUAL SCALING

| H D | 00 | 01 | 02 | 03 | 04 | 05 | 06 | 07 | 08 | 09 | 10 | 11 | 12 | 13 | 14 | 15 | 16 | 17 | 18 | 19 | 20 | 21 | 22 | 23 |
|--------|----|----|----|----|----|----|----|----|----|----|----|----|----|----|----|----|----|----|----|----|----|----|----|----|
| 1 | 12 | 14 | 16 | 14 | 13 | 16 | 16 | 15 | 16 | 17 | 18 | 45 | 24 | 30 | 23 | 17 | 16 | 15 | 12 | 15 | 16 | 14 | 15 | 15 |
| 2 | 17 | 15 | 15 | 15 | 16 | 16 | 13 | 14 | 14 | 16 | 21 | 25 | 24 | 30 | 21 | 15 | 16 | 16 | 16 | 14 | 15 | 15 | 15 | 16 |
| 3 | 12 | 14 | 13 | 15 | 12 | 11 | 14 | 14 | 16 | 20 | 18 | 20 | 18 | 19 | 20 | 14 | 16 | 16 | 14 | 16 | 15 | 14 | 16 | 12 |
| 4 | 15 | 15 | 15 | 14 | 12 | 15 | 15 | 16 | 16 | 19 | 30 | 23 | 23 | 23 | 26 | 24 | 15 | 15 | 15 | 12 | 16 | 14 | 15 | 16 |
| 5 | 16 | 16 | 16 | 16 | 16 | 14 | 16 | 18 | 15 | 19 | 23 | 23 | 20 | 52 | 20 | 23 | 15 | 15 | 13 | 15 | 14 | 16 | 16 | 15 |
| 6 | 13 | 16 | 16 | 16 | 15 | 12 | 16 | 14 | 20 | 23 | 29 | 46 | 22 | 29 | 21 | 19 | 14 | 16 | 16 | 14 | 16 | 16 | 15 | 15 |
| 7 | 16 | 16 | 16 | 14 | 15 | 16 | 15 | 18 | 19 | 26 | 30 | 27 | 25 | 51 | 16 | 15 | 17 | 13 | 18 | 13 | 16 | 16 | 16 | 12 |
| 8 | 14 | 12 | 15 | 14 | 14 | 12 | 15 | 17 | 18 | 21 | 47 | 28 | 26 | 28 | 20 | 18 | 18 | 16 | 15 | 15 | 14 | 15 | 14 | 16 |
| 9 | 14 | 12 | 15 | 13 | 15 | 16 | 16 | 16 | 16 | 20 | 20 | 43 | 46 | 23 | 20 | 19 | 16 | 16 | 16 | 16 | 11 | 16 | 17 | 23 |
| 10 | 16 | 15 | 13 | 16 | 16 | 12 | 15 | 16 | 21 | 21 | 21 | 28 | 29 | 21 | 24 | 16 | 16 | 16 | 16 | 15 | 15 | 15 | 15 | 16 |
| 11 | 15 | 15 | 14 | 14 | 16 | 14 | 15 | 16 | 14 | 14 | 23 | 21 | 22 | 22 | 19 | 18 | 14 | 14 | 16 | 14 | 15 | 14 | 15 | 16 |
| 12 | 14 | 15 | 16 | 13 | 16 | 15 | 15 | 16 | 16 | 22 | 23 | 20 | 20 | 31 | 20 | 15 | 16 | 15 | 14 | 16 | 14 | 16 | 16 | 15 |
| 13 | 16 | 16 | 15 | 16 | 16 | 16 | 13 | 16 | 16 | 14 | 24 | 23 | 19 | 23 | 20 | 14 | 14 | 14 | 16 | 14 | 15 | 15 | 16 | 14 |
| 14 | 16 | 12 | 14 | 16 | 15 | 16 | 16 | 14 | 16 | 22 | 24 | 27 | 29 | 28 | 20 | 18 | 15 | 15 | 16 | 14 | 16 | 15 | 15 | 14 |
| 15 | 15 | 15 | 16 | 15 | 16 | 16 | 14 | 15 | 19 | 20 | 22 | 26 | 23 | 17 | 16 | 37 | 13 | 12 | 16 | 16 | 16 | 16 | 16 | 15 |
| 16 | 14 | 16 | 18 | 15 | 15 | 15 | 15 | 14 | 24 | 27 | 23 | 24 | 26 | 34 | 63 | 18 | 14 | 14 | 16 | 13 | 14 | 14 | 16 | 14 |
| 17 | 16 | 16 | 16 | 16 | 13 | 15 | 14 | 16 | 18 | 20 | 48 | 26 | 25 | 42 | 44 | 24 | 16 | 16 | 16 | 16 | 15 | 16 | 12 | 13 |
| 18 | 16 | 14 | 13 | 14 | 16 | 14 | 15 | 14 | 18 | 18 | 26 | 24 | 26 | 22 | 24 | 21 | 19 | 16 | 16 | 14 | 15 | 16 | 16 | 14 |
| 19 | 16 | 14 | 15 | 15 | 15 | 16 | 14 | 16 | 18 | 28 | 16 | 44 | 27 | 22 | 19 | 20 | 18 | 16 | 15 | 13 | 16 | 16 | 14 | 16 |
| 20 | 14 | 16 | 14 | 16 | 14 | 16 | 16 | 14 | 25 | 23 | 28 | 32 | 32 | 27 | 22 | 18 | 16 | 14 | 16 | 16 | 14 | 14 | 15 | 19 |
| 21 | 14 | 16 | 16 | 16 | 14 | 16 | 16 | 20 | 18 | 20 | 25 | 46 | 34 | 44 | 24 | 24 | 18 | 14 | 15 | 17 | 14 | 14 | 16 | 15 |
| 22 | 14 | 16 | 14 | 16 | 16 | 16 | 15 | 14 | 19 | 23 | 22 | 22 | 24 | 28 | 26 | 24 | 16 | 16 | 14 | 16 | 13 | 16 | 16 | 15 |
| 23 | 15 | 16 | 16 | 13 | 15 | 16 | 16 | 15 | 13 | 46 | 48 | 43 | 30 | 20 | 22 | 18 | 17 | 14 | 14 | 15 | 12 | 15 | 16 | 16 |
| 24 | 15 | 16 | 15 | 14 | 16 | 15 | 16 | 17 | 22 | 20 | 23 | 18 | 46 | 50 | 22 | 16 | 15 | 14 | 15 | 12 | 14 | 16 | 16 | 15 |
| 25 | 15 | 16 | 15 | 15 | 15 | 16 | 16 | 15 | C | 20 | 64 | 20 | 44 | 19 | 18 | 20 | 17 | 14 | 16 | 14 | 15 | 16 | 16 | 15 |
| 26 | 16 | 12 | 16 | 14 | 16 | 16 | 12 | 15 | 15 | C | 22 | 17 | 24 | 44 | 16 | 22 | 16 | 16 | 14 | 16 | 12 | 16 | 14 | 15 |
| 27 | 16 | 14 | 15 | 14 | 14 | 16 | 13 | 18 | 14 | 22 | 21 | 44 | 15 | 23 | 16 | 18 | 16 | 14 | 16 | 14 | 16 | 16 | 15 | 15 |
| 28 | 16 | 15 | 15 | 16 | 14 | 16 | 16 | 23 | 22 | 22 | 22 | 44 | 23 | 26 | 23 | 20 | 16 | 15 | 14 | 14 | 16 | 16 | 16 | 15 |
| 29 | 16 | 16 | 16 | 16 | 16 | 16 | 16 | 16 | 17 | 28 | 30 | 44 | 44 | 25 | 21 | 17 | 15 | 16 | 16 | 16 | 16 | 16 | 16 | 14 |
| 30 | 16 | 16 | 16 | 14 | 16 | 16 | 14 | 15 | 24 | 22 | 27 | 41 | 25 | 42 | 22 | 16 | 16 | 16 | 15 | 15 | 16 | 15 | 16 | 16 |
| 31 | | | | | | | | | | | | | | | | | | | | | | | | |
| | 00 | 01 | 02 | 03 | 04 | 05 | 06 | 07 | 08 | 09 | 10 | 11 | 12 | 13 | 14 | 15 | 16 | 17 | 18 | 19 | 20 | 21 | 22 | 23 |
| CNT | 30 | 30 | 30 | 30 | 30 | 30 | 30 | 30 | 29 | 29 | 30 | 30 | 30 | 30 | 30 | 30 | 30 | 30 | 30 | 30 | 30 | 30 | 30 | 30 |
| MED | 15 | 15 | 15 | 15 | 15 | 16 | 15 | 16 | 18 | 21 | 23 | 26 | 25 | 28 | 21 | 18 | 16 | 15 | 16 | 15 | 15 | 16 | 16 | 15 |
| U Q | 16 | 16 | 16 | 16 | 16 | 16 | 16 | 16 | 20 | 23 | 29 | 43 | 29 | 34 | 23 | 21 | 16 | 16 | 16 | 16 | 16 | 16 | 16 | 16 |
| L Q | 14 | 14 | 15 | 14 | 14 | 15 | 14 | 14 | 16 | 20 | 22 | 23 | 23 | 22 | 20 | 16 | 15 | 14 | 14 | 14 | 14 | 14 | 15 | 14 |

IONOSPHERIC DATA STATION Kokubunji

SEP. 2000 M(3000)F2 (0.01) 135°E MEAN TIME (G.M.T. + 9 H)

LAT. 35°42.4'N LON. 139°29.3'E SWEEP 1.0MHz TO 25.0MHz IN 24.0SEC IN MANUAL SCALING

| D | H | 00 | 01 | 02 | 03 | 04 | 05 | 06 | 07 | 08 | 09 | 10 | 11 | 12 | 13 | 14 | 15 | 16 | 17 | 18 | 19 | 20 | 21 | 22 | 23 | | | |
|----------------|---|-----|-----|-----|-----|-----|-----|-----|-----|-----|-----|-----|-----|-----|-----|-----|-----|-----|-----|-----|-----|-----|-----|-----|-----|-----|-----|-----|
| 1 | R | 283 | 275 | 285 | 283 | 261 | 266 | 309 | 301 | 303 | 307 | 298 | 295 | 291 | 289 | 295 | 298 | 299 | 300 | 303 | 290 | 306 | 279 | 271 | 265 | | | |
| 2 | R | 277 | 279 | 286 | 283 | 276 | 268 | 305 | 314 | 314 | 296 | 310 | 287 | 284 | 296 | 285 | 294 | 302 | 308 | 293 | 287 | 281 | 282 | 271 | 293 | | | |
| 3 | R | 247 | 263 | 273 | 254 | 248 | 266 | 300 | 316 | 311 | 296 | 289 | 301 | 304 | 297 | 298 | 301 | 298 | 302 | 308 | 300 | 296 | 287 | 296 | 279 | | | |
| 4 | R | 293 | 291 | 274 | 274 | 265 | 272 | 321 | 322 | 333 | 315 | 302 | 299 | 294 | 293 | 296 | 304 | 314 | 308 | 305 | 295 | 281 | 284 | | 290 | | | |
| 5 | R | | 273 | 286 | 294 | 273 | 269 | 330 | 364 | 305 | 299 | 283 | 297 | 302 | 296 | 281 | 290 | 294 | 301 | 306 | 308 | 287 | | 267 | 268 | | | |
| 6 | R | 267 | 267 | 271 | 290 | 262 | 263 | 314 | 314 | 303 | 308 | 295 | 287 | 284 | 282 | 294 | 295 | 295 | 302 | 312 | 297 | 287 | 267 | 276 | 278 | | | |
| 7 | R | 284 | 263 | 266 | 279 | 293 | 260 | 293 | 309 | 318 | 283 | 286 | 284 | 275 | 278 | 282 | 287 | 287 | 289 | 311 | 294 | 275 | 262 | 261 | 269 | | | |
| 8 | R | 275 | 275 | 261 | 282 | 260 | 266 | 311 | 309 | 284 | 280 | 288 | 272 | 295 | 289 | 296 | 292 | 301 | 307 | 312 | 313 | 247 | 262 | 256 | 264 | | | |
| 9 | R | 267 | 259 | 262 | 285 | 275 | 274 | 283 | 280 | 284 | 286 | 292 | 301 | 301 | 296 | 295 | 289 | 303 | 307 | 331 | 295 | 259 | 264 | 266 | | | | |
| 10 | R | 270 | 273 | 279 | 282 | 285 | 289 | 320 | 342 | 341 | 315 | 294 | 305 | 297 | 289 | 291 | 290 | 299 | 301 | 316 | 333 | 282 | 276 | 272 | 272 | | | |
| 11 | R | 271 | 282 | 286 | 288 | 280 | 318 | 344 | 342 | 328 | 327 | 301 | 289 | 302 | 287 | 289 | 300 | 310 | 314 | 319 | 310 | 273 | 279 | 285 | 282 | | | |
| 12 | R | 279 | 279 | 291 | 276 | 264 | 267 | 318 | 347 | 329 | 317 | 307 | 303 | 305 | 290 | 288 | 290 | 301 | 297 | 322 | 314 | 264 | 265 | 267 | 266 | | | |
| 13 | R | 275 | 246 | 263 | 302 | 271 | 265 | 291 | 321 | 301 | 303 | 303 | 287 | 282 | 294 | 298 | 302 | 312 | 318 | 335 | 344 | 262 | 266 | 274 | 277 | | | |
| 14 | R | 271 | 278 | 300 | 303 | 287 | 286 | 332 | 321 | 325 | 301 | 304 | 288 | 294 | 290 | 296 | 300 | 312 | 312 | 326 | 336 | 264 | 273 | 277 | 288 | | | |
| 15 | R | 294 | 295 | 288 | 279 | 285 | 283 | 313 | 325 | 311 | 307 | 296 | 304 | 298 | 293 | 284 | 299 | 307 | 309 | 318 | 326 | 280 | 284 | 274 | 282 | | | |
| 16 | R | 279 | 287 | 291 | 287 | 305 | 314 | 331 | 346 | 309 | 307 | 297 | 300 | 278 | 285 | 292 | 302 | 305 | 314 | 317 | 303 | 290 | 287 | 270 | 263 | | | |
| 17 | R | 263 | 269 | 277 | 283 | 296 | 264 | 307 | 322 | 296 | 288 | 295 | 311 | 294 | 301 | 289 | 305 | 318 | 314 | 318 | 300 | 293 | 281 | 283 | 284 | | | |
| 18 | R | 270 | 263 | 289 | 310 | 263 | 285 | 306 | 321 | 285 | 305 | 314 | 304 | 279 | 309 | 294 | 301 | 299 | 304 | 299 | 298 | 273 | 276 | 268 | 265 | | | |
| 19 | R | 263 | | 268 | 302 | 333 | 303 | 348 | 345 | 330 | 322 | 329 | 294 | 295 | 294 | 301 | 304 | 306 | 319 | 330 | 300 | 277 | 256 | 270 | 245 | | | |
| 20 | R | 257 | 274 | 316 | 299 | 259 | 265 | 301 | 299 | 328 | 329 | 309 | 312 | 305 | 328 | 303 | 306 | 311 | 315 | 318 | 333 | 267 | 272 | 277 | 268 | | | |
| 21 | R | 259 | 271 | 283 | 296 | 276 | 288 | 338 | 334 | 327 | 317 | 317 | 294 | 303 | 289 | 297 | 292 | 309 | 318 | 328 | 301 | 265 | 272 | 269 | 280 | | | |
| 22 | R | 294 | 265 | 288 | 301 | 294 | 290 | 337 | 333 | 334 | 308 | 310 | 301 | 293 | 285 | 296 | 304 | 302 | 310 | 331 | 329 | 263 | 279 | 268 | 271 | | | |
| 23 | R | 278 | 286 | 285 | 317 | 279 | 291 | 336 | 331 | 325 | 322 | 318 | 301 | 294 | 287 | 284 | 293 | 306 | 322 | 326 | 329 | 269 | 269 | 276 | 284 | | | |
| 24 | R | 291 | 293 | 282 | 285 | 263 | 282 | 336 | 346 | 346 | 330 | 314 | 299 | 290 | 292 | 293 | 296 | 307 | 308 | 314 | 311 | 273 | 280 | 289 | 286 | | | |
| 25 | R | 287 | 283 | 268 | 271 | 272 | 309 | 343 | 333 | | | | | 319 | 303 | 287 | 276 | 284 | 289 | 286 | 291 | 307 | 308 | 303 | 292 | 288 | 270 | 286 |
| 26 | R | 272 | 267 | 255 | 258 | 259 | 259 | 311 | 316 | 307 | | | | 278 | 282 | 283 | 288 | 302 | 319 | 315 | 314 | 315 | 302 | | 276 | 259 | 261 | |
| 27 | R | 266 | 257 | 244 | 259 | 267 | 274 | 305 | 301 | 302 | 312 | 297 | 294 | 295 | 286 | 296 | 308 | 306 | 313 | 307 | 288 | 288 | 301 | 290 | 286 | | | |
| 28 | R | 271 | 270 | 270 | 284 | 282 | 270 | 319 | 331 | 299 | 304 | 305 | 296 | 287 | 289 | 278 | 289 | 296 | 308 | 311 | 284 | 277 | 293 | 275 | 264 | | | |
| 29 | R | 263 | 264 | 263 | 271 | 266 | 287 | 320 | 311 | 316 | 311 | 298 | 303 | 287 | 281 | 291 | 294 | 304 | 309 | 313 | 310 | 283 | 283 | 273 | 276 | | | |
| 30 | R | 281 | 283 | 261 | 273 | 267 | 293 | 324 | 337 | 331 | 309 | 299 | 293 | 280 | 281 | 279 | 286 | 287 | 304 | 290 | 314 | 272 | 279 | 251 | 248 | | | |
| 31 | | | | | | | | | | | | | | | | | | | | | | | | | | | | |
| D | H | 00 | 01 | 02 | 03 | 04 | 05 | 06 | 07 | 08 | 09 | 10 | 11 | 12 | 13 | 14 | 15 | 16 | 17 | 18 | 19 | 20 | 21 | 22 | 23 | | | |
| CNT | | 29 | 29 | 30 | 30 | 30 | 30 | 30 | 30 | 29 | 29 | 30 | 30 | 30 | 30 | 30 | 30 | 30 | 30 | 30 | 30 | 29 | 29 | 29 | 29 | | | |
| MED | R | 272 | 273 | 278 | 284 | 272 | 274 | 318 | 322 | 314 | 308 | 300 | 296 | 294 | 289 | 294 | 297 | 304 | 308 | 314 | 303 | 277 | 279 | 271 | 276 | | | |
| U _o | R | 282 | 282 | 286 | 296 | 285 | 289 | 332 | 337 | 328 | 317 | 309 | 301 | 298 | 294 | 296 | 302 | 309 | 314 | 322 | 314 | 287 | 284 | 276 | 284 | | | |
| L _o | R | 266 | 264 | 266 | 276 | 263 | 266 | 306 | 314 | 302 | 300 | 295 | 288 | 284 | 286 | 288 | 290 | 299 | 304 | 308 | 297 | 266 | 268 | 268 | 265 | | | |

SEP. 2000 M(3000)F2 (0.01) COMMUNICATIONS RESEARCH LABORATORY, JAPAN

IONOSPHERIC DATA STATION Kokubunji

SEP. 2000 M(3000)F1 (0.01) 135°E MEAN TIME (G.M.T. + 9 H)

LAT. 35°42.4'N LON. 139°29.3'E SWEEP 1.0MHz TO 25.0MHz IN 24.0SEC IN MANUAL SCALING

| H D | 00 | 01 | 02 | 03 | 04 | 05 | 06 | 07 | 08 | 09 | 10 | 11 | 12 | 13 | 14 | 15 | 16 | 17 | 18 | 19 | 20 | 21 | 22 | 23 |
|--------|----|----|----|----|----|----|----|----|----|----|-----|-----|-----|-----|-----|-----|----|----|----|----|----|----|----|----|
| 1 | | | | | | | | L | L | L | L | L | LU | LU | L | L | L | L | | | | | | |
| 2 | | | | | | | L | L | L | L | LU | L | L | L | L | L | L | L | | | | | | |
| 3 | | | | | | L | L | L | L | L | L | L | L | L | L | L | A | A | | | | | | |
| 4 | | | | | | | | L | L | L | L | L | L | L | L | L | L | L | | | | | | |
| 5 | | | | | | | | | L | L | L | L | L | L | L | L | L | L | | | | | | |
| 6 | | | | | | | | | A | L | LU | L | L | L | L | L | A | A | | | | | | |
| 7 | | | | | | | | | L | L | LU | L | LU | LU | LU | LU | L | L | | | | | | |
| 8 | | | | | | | | | L | L | L | L | LU | L | LU | L | L | L | A | | | | | |
| 9 | | | | | | | | | L | L | L | L | L | L | L | L | L | L | | | | | | |
| 10 | | | | | | | L | L | L | L | LU | L | L | LU | L | L | L | L | | | | | | |
| 11 | | | | | L | | L | L | L | L | L | L | L | L | L | L | A | L | | | | | | |
| 12 | | | | | | | L | | | L | L | L | L | L | L | L | L | | | | | | | |
| 13 | | | | | | | | A | A | L | L | L | L | L | L | L | A | A | | | | | | |
| 14 | | | | | | | A | A | L | L | L | L | L | L | L | L | L | A | | | | | | |
| 15 | | | | | | | | | A | L | L | A | U | L | L | L | L | | | | | | | |
| 16 | | | | | | | | | L | L | L | L | L | L | B | L | L | | | | | | | |
| 17 | | | | | | | | | L | L | B | L | L | L | L | L | L | | | | | | | |
| 18 | | | | | | | | L | L | L | L | LU | L | L | L | L | A | | | | | | | |
| 19 | | | | | | | | | L | L | L | L | L | L | L | L | L | | | | | | | |
| 20 | | | | | | | L | L | L | L | LU | L | L | L | L | A | L | | | | | | | |
| 21 | | | | | | | | | L | L | L | L | L | L | L | L | L | | | | | | | |
| 22 | | | | | | | | | L | L | L | L | L | L | L | L | L | | | | | | | |
| 23 | | | | | | | | | L | B | L | L | L | L | L | L | L | | | | | | | |
| 24 | | | | | | | | | L | L | L | L | L | L | L | L | A | | | | | | | |
| 25 | | | | | | | | | C | L | B | L | L | L | L | L | L | | | | | | | |
| 26 | | | | | | | | L | L | C | L | L | L | L | L | L | L | | | | | | | |
| 27 | | | | | | | | | L | L | L | L | L | L | L | L | L | | | | | | | |
| 28 | | | | | | | | | L | L | L | L | L | L | L | L | L | | | | | | | |
| 29 | | | | | | | | | L | L | L | L | L | L | L | L | L | | | | | | | |
| 30 | | | | | | | | L | L | L | L | L | L | L | L | L | L | | | | | | | |
| 31 | | | | | | | | | | | | | | | | | | | | | | | | |
| | 00 | 01 | 02 | 03 | 04 | 05 | 06 | 07 | 08 | 09 | 10 | 11 | 12 | 13 | 14 | 15 | 16 | 17 | 18 | 19 | 20 | 21 | 22 | 23 |
| CNT | | | | | | | | | | | 2 | 3 | 3 | 2 | 4 | 1 | | | | | | | | |
| MED | | | | | | | | | | | U | LU | LU | LU | LU | LU | LU | LU | | | | | | |
| U Q | | | | | | | | | | | 364 | 372 | 355 | 338 | 334 | 354 | | | | | | | | |
| L Q | | | | | | | | | | | U | LU | L | U | L | | | | | | | | | |
| | | | | | | | | | | | 377 | 377 | | | 354 | | | | | | | | | |
| | | | | | | | | | | | U | LU | L | U | L | | | | | | | | | |
| | | | | | | | | | | | 347 | 325 | | | 330 | | | | | | | | | |

IONOSPHERIC DATA STATION Kokubunji

SEP. 2000 h'F2 (KM)

135°E MEAN TIME (G.M.T. + 9 H)

LAT. 35°42.4'N LON. 139°29.3'E SWEEP 1.0MHz TO 25.0MHz IN 24.0SEC IN MANUAL SCALING

| D \ H | 00 | 01 | 02 | 03 | 04 | 05 | 06 | 07 | 08 | 09 | 10 | 11 | 12 | 13 | 14 | 15 | 16 | 17 | 18 | 19 | 20 | 21 | 22 | 23 |
|-------|----|----|----|----|-----|-----|-----|-----|----------|----------|-----|-----|-----|-----|-----|-----|-----|-----|-----|----|----|----|----|----|
| 1 | | | | | | | | 290 | 270 | 278 | 318 | 302 | 304 | 324 | 310 | 306 | 298 | 290 | | | | | | |
| 2 | | | | | | | 282 | 260 | 250 | 278 | 294 | 280 | 316 | 300 | 308 | 308 | 300 | | | | | | | |
| 3 | | | | | 348 | 280 | 270 | 258 | 326 | 296 | 304 | 302 | 292 | 316 | 310 | 278 | 264 | | | | | | | |
| 4 | | | | | | | 252 | 250 | 274 | 288 | 296 | 316 | 322 | 332 | 306 | 268 | | | | | | | | |
| 5 | | | | | | | | 272 | 240 | 342 | 312 | 288 | 318 | 350 | 326 | 302 | 300 | | | | | | | |
| 6 | | | | | | | | 246 | 284 | 302 | 304 | 330 | 338 | 314 | 308 | 258 | 276 | | | | | | | |
| 7 | | | | | | | | 270 | 244 | 314 | 320 | 336 | 324 | 318 | 314 | 318 | 284 | | | | | | | |
| 8 | | | | | | | | 256 | 272 | 310 | 318 | 300 | 326 | 348 | 330 | 330 | 284 | 274 | 270 | | | | | |
| 9 | | | | | | | | 306 | 282 | 304 | 316 | 290 | 312 | 318 | 320 | 344 | 302 | 278 | | | | | | |
| 10 | | | | | | | 274 | 240 | 252 | 274 | 310 | 294 | 326 | 348 | 324 | 330 | 284 | 272 | | | | | | |
| 11 | | | | | 282 | | | 224 | 264 | 260 | 250 | 272 | 298 | 296 | 328 | 300 | 276 | 254 | | | | | | |
| 12 | | | | | | | 268 | | | 244 | 282 | 296 | 290 | 290 | 320 | 306 | 272 | | | | | | | |
| 13 | | | | | | | | 238 | 254 | 286 | 286 | 276 | 326 | 306 | 290 | 284 | 248 | 258 | | | | | | |
| 14 | | | | | | | 240 | 242 | 266 | 286 | 276 | 308 | 290 | 314 | 308 | 296 | 270 | 268 | | | | | | |
| 15 | | | | | | | | | 252 | 262 | 296 | 288 | 290 | 288 | 312 | 298 | | | | | | | | |
| 16 | | | | | | | | | 296 | 276 | 304 | 288 | 296 | 326 | 288 | 276 | | | | | | | | |
| 17 | | | | | | | | | | 294 | 302 | 254 | 260 | 292 | 306 | 318 | 294 | 264 | | | | | | |
| 18 | | | | | | | | 268 | 334 | 268 | 232 | 286 | 358 | 284 | 288 | 302 | 258 | | | | | | | |
| 19 | | | | | | | | | 270 | 240 | 256 | 318 | 312 | 290 | 282 | 286 | 282 | | | | | | | |
| 20 | | | | | | | 322 | 314 | 280 | 286 | 276 | 310 | 286 | 278 | 312 | 278 | 282 | | | | | | | |
| 21 | | | | | | | | | 256 | 268 | 260 | 304 | 298 | 304 | 292 | 284 | 266 | | | | | | | |
| 22 | | | | | | | | | 256 | 266 | 270 | 278 | 284 | 300 | 286 | | | | | | | | | |
| 23 | | | | | | | | | 268 | 252 | 270 | 282 | 300 | 294 | 288 | 290 | 284 | | | | | | | |
| 24 | | | | | | | | | 240 | 256 | 258 | 308 | 314 | 304 | 292 | 302 | 264 | | | | | | | |
| 25 | | | | | | | | | C 260 | 292 | 322 | 340 | 302 | 298 | 304 | | | | | | | | | |
| 26 | | | | | | | | 260 | 298 | C 292 | 332 | 310 | 288 | 298 | 270 | | | | | | | | | |
| 27 | | | | | | | | | 284 | 274 | 300 | 292 | 306 | 284 | 308 | 282 | | | | | | | | |
| 28 | | | | | | | | | 282 | 276 | 276 | 302 | 298 | 306 | 292 | | | | | | | | | |
| 29 | | | | | | | | | 240 | 268 | 274 | 262 | 320 | 326 | 310 | 302 | | | | | | | | |
| 30 | | | | | | | | | 256 | 240 | 270 | 304 | 292 | 312 | 312 | 318 | 300 | 308 | | | | | | |
| 31 | | | | | | | | | | | | | | | | | | | | | | | | |
| | 00 | 01 | 02 | 03 | 04 | 05 | 06 | 07 | 08 | 09 | 10 | 11 | 12 | 13 | 14 | 15 | 16 | 17 | 18 | 19 | 20 | 21 | 22 | 23 |
| CNT | | | | | | 2 | 6 | 14 | 27 | 29 | 30 | 30 | 30 | 30 | 30 | 29 | 22 | 11 | 1 | | | | | |
| MED | | | | | 315 | 277 | 258 | 266 | 274 | 290 | 295 | 308 | 304 | 310 | 302 | 280 | 274 | 270 | | | | | | |
| U Q | | | | | | 282 | 270 | 280 | 285 | 304 | 308 | 320 | 322 | 318 | 308 | 298 | 284 | | | | | | | |
| L Q | | | | | | 268 | 242 | 252 | 260 | 270 | 282 | 296 | 292 | 292 | 288 | 266 | 264 | | | | | | | |

SEP. 2000 h'F2 (KM)

COMMUNICATIONS RESEARCH LABORATORY, JAPAN

IONOSPHERIC DATA STATION Kokubunji

SEP. 2000 h'F (KM)

135°E MEAN TIME (G.M.T. + 9 H)

LAT. 35°42.4'N LON. 139°29.3'E SWEEP 1.0MHz TO 25.0MHz IN 24.0SEC IN MANUAL SCALING

| H D | 00 | 01 | 02 | 03 | 04 | 05 | 06 | 07 | 08 | 09 | 10 | 11 | 12 | 13 | 14 | 15 | 16 | 17 | 18 | 19 | 20 | 21 | 22 | 23 | | | | | | | |
|--------|---------|-----|-----|-----|---------|-----|-----|-----|-----|-----|-----|-----|-------|-----|-----|-----|-----|-----|-------|-------|-------|-----|---------|---------|---------|-----|---------|---------|-------|-----|-----|
| 1 | 272 | 274 | 266 | 256 | E A R | 316 | 334 | 240 | 228 | 220 | 228 | 198 | 248 | 222 | 212 | 234 | 246 | 240 | A | 266 | 272 | 240 | 236 | E A E A | 290 | 302 | | | | | |
| 2 | 290 | 280 | 266 | 256 | E B | 280 | 306 | 244 | 226 | 218 | 216 | 210 | 214 | 230 | 236 | 228 | 232 | 228 | 248 | 264 | 256 | 254 | E A E A | 304 | 292 | 254 | | | | | |
| 3 | E A | 310 | 304 | 290 | E A | E A | E A | E A | E A | E A | E A | E A | A | A | 218 | 226 | 248 | A | A | 256 | 290 | 260 | 264 | E A | 254 | 254 | | | | | |
| 4 | E A E A | 288 | 344 | 310 | E A E A | 308 | 334 | 330 | 242 | 232 | 236 | 214 | 216 | 208 | 210 | 216 | 212 | R | 246 | 236 | 240 | 252 | 252 | 256 | E A E A | 298 | 272 | | | | |
| 5 | E A E A | 306 | 342 | 302 | E A | 260 | 254 | 314 | 238 | 218 | 206 | H | A E A | 268 | 236 | 254 | 260 | 214 | R | H | E A | 222 | 258 | 232 | 254 | 240 | 256 | E A | A E A | 296 | 306 |
| 6 | E A | 290 | 310 | 290 | 258 | 270 | E A | 300 | 226 | 230 | A | 208 | 230 | 212 | 282 | E A | 232 | 230 | 242 | A | A | 254 | 244 | E A | 254 | 250 | E A E A | 296 | 296 | | |
| 7 | E A | 276 | 306 | 298 | 268 | 268 | E A | 318 | 250 | 234 | 212 | 210 | 216 | 210 | 226 | 278 | 230 | 226 | E A | 236 | 254 | 250 | 222 | 236 | 286 | 310 | 286 | E A E A | 310 | 286 | |
| 8 | 280 | 272 | 308 | 270 | 280 | 296 | 242 | 228 | 220 | 230 | E B | E A | 254 | 222 | 248 | 232 | 232 | 262 | A E A | A E A | A E A | 286 | 372 | 286 | E A E A | 342 | 326 | E A E A | 342 | 326 | |
| 9 | E A | 314 | 310 | 302 | 260 | 254 | 304 | 254 | 228 | 222 | 244 | 278 | 228 | 226 | 222 | 226 | 236 | 244 | E A | 266 | 244 | 228 | 282 | 326 | 298 | 312 | E B | 298 | 312 | | |
| 10 | 298 | 288 | 280 | 262 | 266 | E A | 264 | 250 | 226 | 212 | 232 | 204 | 208 | 220 | 218 | 228 | 240 | E A | 244 | 244 | 250 | 222 | 212 | 246 | 288 | 316 | E A | 288 | 316 | | |
| 11 | 302 | 274 | 272 | 280 | 282 | 242 | 236 | A | 212 | 210 | 200 | 198 | 228 | 236 | 232 | 228 | A | A | A | 238 | 236 | 246 | 272 | 272 | 272 | 272 | 272 | 272 | 272 | 272 | |
| 12 | 282 | 274 | 246 | 282 | 314 | E A | 322 | 242 | 222 | 212 | 192 | 212 | 210 | 220 | 232 | 222 | 232 | E A | 246 | 230 | 242 | 218 | 240 | 302 | 306 | 296 | E A E A | 306 | 296 | | |
| 13 | 272 | 334 | 304 | 248 | 244 | 278 | 248 | A | A | 222 | 216 | 214 | 222 | 234 | 256 | 248 | A | A | A | 240 | 240 | 332 | 334 | 324 | 302 | 302 | E A E A | 324 | 302 | | |
| 14 | E A E A | 318 | 288 | 260 | 246 | 234 | E A | 278 | A | 228 | 228 | 210 | 224 | 226 | 218 | 234 | 230 | E A | A | 238 | 258 | 336 | 300 | 292 | 254 | 254 | E A E A | 292 | 254 | | |
| 15 | 260 | 250 | 278 | 278 | 278 | 300 | 234 | 234 | A | 226 | 228 | A | 204 | 222 | 206 | 234 | 236 | 244 | 250 | 238 | 226 | 266 | 322 | 292 | 292 | 292 | E A E A | 322 | 292 | | |
| 16 | 270 | 282 | 274 | E A | 286 | 234 | 220 | 238 | 228 | 244 | 212 | 234 | 236 | 238 | 234 | B | 230 | 240 | 248 | 240 | 244 | 240 | 254 | 284 | 318 | 318 | 284 | 318 | 318 | | |
| 17 | 302 | 304 | 284 | 244 | 228 | 302 | 244 | 236 | 230 | 270 | E A | B | 210 | 222 | 226 | 244 | 236 | 242 | 254 | 226 | 240 | 240 | 268 | 276 | 266 | 266 | 276 | 266 | 266 | | |
| 18 | 312 | 320 | 280 | 246 | 272 | 266 | 234 | 238 | 248 | 232 | 208 | 212 | 242 | 226 | 256 | 242 | U R | A | 250 | 242 | 240 | 262 | 270 | 298 | 306 | 306 | 298 | 306 | 306 | | |
| 19 | 296 | 312 | 300 | 244 | 210 | 242 | 228 | 228 | 218 | 212 | 200 | 236 | 224 | 230 | 224 | 212 | 244 | 248 | 222 | 228 | 282 | 336 | 314 | 344 | 344 | 344 | E A E A | 314 | 344 | | |
| 20 | 328 | 290 | 236 | 252 | 308 | E A | 352 | 278 | 246 | 244 | 234 | 222 | 206 | 228 | 240 | 268 | E A | A | 226 | 238 | 238 | 224 | E A | 308 | 284 | 288 | 322 | 288 | 322 | | |
| 21 | 324 | 308 | 282 | 250 | 244 | 278 | 234 | 232 | 228 | 216 | 214 | 216 | 254 | 238 | 252 | 242 | E R | E R | 244 | 246 | 222 | 244 | 244 | 298 | 296 | 282 | 296 | 282 | 282 | | |
| 22 | 258 | 318 | 280 | 250 | 242 | 260 | 234 | 234 | 222 | 224 | 224 | 220 | 232 | 222 | 218 | 242 | 240 | 250 | 232 | 220 | 246 | 292 | 306 | 290 | 290 | 290 | 290 | 290 | 290 | | |
| 23 | 292 | 282 | 264 | 236 | 214 | 266 | 232 | 230 | 228 | B | E B | 250 | 220 | 210 | 228 | 222 | 230 | 248 | 242 | 226 | 216 | 242 | 300 | 296 | 274 | 274 | 296 | 274 | 274 | | |
| 24 | 276 | 270 | 256 | 272 | 322 | 292 | 236 | 236 | E A | 220 | 210 | 218 | 240 | 258 | 240 | 252 | E B | E A | A | 252 | 242 | 248 | E A | 276 | 266 | 270 | 270 | 270 | 270 | | |
| 25 | 266 | 280 | 302 | 308 | 294 | 262 | 214 | 242 | C | 212 | B | 214 | 240 | 238 | 246 | 246 | E A | E A | 246 | 252 | 250 | 246 | 256 | 238 | 276 | 302 | 302 | 302 | 302 | | |
| 26 | E A | 304 | 306 | 322 | 326 | 306 | 316 | 238 | 248 | 240 | C | 238 | 220 | 220 | 232 | 236 | 236 | 250 | 256 | 248 | 230 | E A | 292 | 274 | 294 | 296 | 296 | 296 | 296 | | |
| 27 | 284 | 320 | 318 | 296 | 246 | 280 | 244 | 242 | 226 | 258 | 228 | 200 | 224 | 218 | 238 | 232 | 248 | 248 | 234 | 240 | 258 | 246 | 262 | 260 | 260 | 260 | 260 | 260 | 260 | | |
| 28 | 278 | 284 | 298 | 268 | 258 | 276 | 242 | 238 | 220 | 226 | 214 | 232 | 204 | 224 | 234 | 234 | 242 | 236 | 226 | 256 | 290 | 268 | 274 | 282 | 282 | 282 | 282 | 282 | 282 | | |
| 29 | 294 | 300 | 314 | 268 | 284 | 270 | 228 | 230 | A | 230 | 224 | 230 | 232 | 224 | 242 | 248 | 248 | 244 | 228 | 228 | 248 | 238 | 272 | 286 | 286 | 286 | 286 | 286 | 286 | | |
| 30 | 280 | 276 | 306 | 308 | 294 | 256 | 218 | 218 | 220 | 220 | 208 | 196 | 226 | 238 | 234 | 244 | 244 | 250 | 256 | 222 | 248 | 282 | 340 | 334 | 334 | 334 | 334 | 334 | 334 | | |
| 31 | | | | | | | | | | | | | | | | | | | | | | | | | | | | | | | |
| | 00 | 01 | 02 | 03 | 04 | 05 | 06 | 07 | 08 | 09 | 10 | 11 | 12 | 13 | 14 | 15 | 16 | 17 | 18 | 19 | 20 | 21 | 22 | 23 | 23 | | | | | | |
| CNT | 30 | 30 | 30 | 30 | 30 | 30 | 29 | 27 | 25 | 27 | 28 | 29 | 29 | 30 | 29 | 29 | 23 | 24 | 29 | 30 | 30 | 29 | 30 | 29 | 30 | 30 | 30 | 30 | 30 | | |
| MED | 286 | 290 | 284 | 262 | 269 | 276 | 238 | 231 | 221 | 222 | 214 | 215 | 225 | 230 | 231 | 234 | 243 | 248 | 242 | 238 | 248 | 269 | 288 | 284 | 284 | 284 | 284 | 284 | 284 | | |
| U Q | 304 | 310 | 302 | 282 | 294 | 314 | 244 | 236 | 231 | 232 | 229 | 231 | 235 | 238 | 241 | 245 | 248 | 252 | 251 | 248 | 282 | 299 | 306 | 306 | 306 | 306 | 306 | 306 | 306 | | |
| L Q | 276 | 280 | 272 | 250 | 244 | 266 | 234 | 228 | 218 | 212 | 209 | 210 | 221 | 222 | 225 | 231 | 240 | 243 | 233 | 228 | 242 | 259 | 276 | 272 | 272 | 272 | 272 | 272 | 272 | | |

IONOSPHERIC DATA STATION Kokubunji

SEP. 2000 h'E (KM)

135'E MEAN TIME (G.M.T. + 9 H)

LAT. 35'42.4'N LON. 139'29.3'E SWEEP 1.0MHz TO 25.0MHz IN 24.0SEC IN MANUAL SCALING

| H D | 00 | 01 | 02 | 03 | 04 | 05 | 06 | 07 | 08 | 09 | 10 | 11 | 12 | 13 | 14 | 15 | 16 | 17 | 18 | 19 | 20 | 21 | 22 | 23 | |
|--------|----|----|----|----|----|----|-----|-----|-----|-----|-----|-----|-----|-----|-----|-----|-----|-----|-----|----|----|----|----|----|--|
| 1 | | | | | | B | 114 | 114 | 114 | 114 | 116 | B | 112 | 112 | 116 | 112 | 114 | 110 | 108 | | | | | | |
| 2 | | | | | | B | 122 | 112 | 108 | 110 | 110 | 122 | 118 | 122 | 114 | 114 | 114 | 114 | B | | | | | | |
| 3 | | | | | | B | 122 | 110 | 120 | 122 | 108 | 116 | 112 | 110 | 112 | 122 | 120 | 120 | B | | | | | | |
| 4 | | | | | | B | 120 | 116 | 114 | 114 | 112 | 114 | 116 | A | A | A | 124 | 110 | B | | | | | | |
| 5 | | | | | | B | 128 | 120 | 112 | 112 | 108 | 110 | 110 | B | A | 112 | 112 | 110 | 110 | B | | | | | |
| 6 | | | | | | B | 120 | 114 | 114 | 114 | 114 | B | A | 114 | A | 108 | 112 | 120 | B | | | | | | |
| 7 | | | | | | B | 122 | 120 | 124 | A | 116 | A | 112 | B | 112 | 114 | 116 | 114 | B | | | | | | |
| 8 | | | | | | B | A | 120 | A | A | B | 114 | 114 | A | 120 | 110 | 124 | E A | B | | | | | | |
| 9 | | | | | | B | A | 118 | A | 114 | 112 | 110 | B | B | 114 | 110 | 110 | 116 | 118 | B | | | | | |
| 10 | | | | | | B | 120 | 112 | 114 | 114 | 120 | 114 | 114 | 116 | 116 | A | 118 | 126 | B | | | | | | |
| 11 | | | | | | B | 114 | 112 | 114 | 114 | 116 | 118 | 116 | 112 | 112 | 114 | 112 | 118 | B | | | | | | |
| 12 | | | | | | B | 116 | A | A | A | 116 | 118 | 122 | 116 | 110 | 112 | 108 | 112 | B | | | | | | |
| 13 | | | | | | | 122 | 112 | 116 | 116 | 112 | 114 | 114 | 114 | 112 | 118 | 116 | 116 | B | | | | | | |
| 14 | | | | | | B | B | 116 | A | A | 114 | 112 | 116 | A | 118 | 114 | 116 | 114 | B | | | | | | |
| 15 | | | | | | B | B | 116 | 110 | A | A | A | 118 | A | 120 | B | 120 | 120 | B | | | | | | |
| 16 | | | | | | | 122 | 120 | 110 | A | A | A | A | B | 124 | B | 116 | A | B | | | | | | |
| 17 | | | | | | B | B | 118 | 114 | 120 | B | 108 | A | B | B | 116 | 116 | 120 | B | | | | | | |
| 18 | | | | | | | 118 | 116 | 110 | 114 | 122 | 116 | 116 | 120 | 118 | 118 | 116 | 120 | B | | | | | | |
| 19 | | | | | | B | B | 108 | 122 | 120 | 114 | B | 116 | 112 | 118 | 118 | 116 | B | B | | | | | | |
| 20 | | | | | | B | 118 | 120 | 120 | 116 | 122 | 122 | 116 | 114 | 116 | 128 | 128 | B | | | | | | | |
| 21 | | | | | | | 126 | 122 | 120 | 116 | 118 | B | 126 | B | 112 | 120 | 122 | 128 | | | | | | | |
| 22 | | | | | | | 144 | 130 | 116 | 118 | 116 | A | A | 116 | 116 | 116 | 118 | 116 | | | | | | | |
| 23 | | | | | | | 132 | 118 | 116 | B | B | B | 116 | 122 | 114 | 116 | 116 | 128 | | | | | | | |
| 24 | | | | | | | 128 | 118 | 114 | 114 | 104 | 116 | B | B | 116 | 114 | A | A | | | | | | | |
| 25 | | | | | | | 144 | 114 | C | 110 | B | A | B | 116 | 120 | 120 | 118 | 130 | | | | | | | |
| 26 | | | | | | | 120 | 122 | 110 | 114 | 108 | 112 | B | A | 110 | 122 | 124 | 124 | | | | | | | |
| 27 | | | | | | | B | 118 | 112 | 114 | 116 | B | A | 118 | 116 | 114 | 118 | 126 | | | | | | | |
| 28 | | | | | | | B | 130 | 120 | 114 | 114 | B | 112 | 120 | 116 | 118 | 116 | B | | | | | | | |
| 29 | | | | | | | B | 122 | 120 | 122 | 118 | B | B | 116 | 116 | 118 | 116 | B | | | | | | | |
| 30 | | | | | | | 140 | 116 | 118 | 116 | 118 | B | 118 | B | 116 | 120 | 118 | 126 | | | | | | | |
| 31 | | | | | | | | | | | | | | | | | | | | | | | | | |
| | 00 | 01 | 02 | 03 | 04 | 05 | 06 | 07 | 08 | 09 | 10 | 11 | 12 | 13 | 14 | 15 | 16 | 17 | 18 | 19 | 20 | 21 | 22 | 23 | |
| CNT | | | | | | | 21 | 28 | 26 | 23 | 23 | 15 | 21 | 19 | 26 | 27 | 28 | 25 | 1 | | | | | | |
| MED | | | | | | | 122 | 117 | 114 | 114 | 114 | 114 | 116 | 116 | 116 | 116 | 116 | 120 | 108 | | | | | | |
| U Q | | | | | | | 128 | 120 | 120 | 118 | 116 | 118 | 118 | 120 | 116 | 118 | 119 | 126 | | | | | | | |
| L Q | | | | | | | 119 | 114 | 112 | 114 | 112 | 112 | 112 | 114 | 112 | 114 | 116 | 114 | | | | | | | |

SEP. 2000 h'E (KM)

COMMUNICATIONS RESEARCH LABORATORY, JAPAN

IONOSPHERIC DATA STATION Kokubunji

SEP. 2000 h'Es (KM)

135°E MEAN TIME (G.M.T. + 9 H)

LAT. 35°42.4'N LON. 139°29.3'E SWEEP 1.0MHz TO 25.0MHz IN 24.0SEC IN MANUAL SCALING

| H D | 00 | 01 | 02 | 03 | 04 | 05 | 06 | 07 | 08 | 09 | 10 | 11 | 12 | 13 | 14 | 15 | 16 | 17 | 18 | 19 | 20 | 21 | 22 | 23 |
|--------|-----|-----|-----|-----|-----|-----|-----|-----|-----|-----|-----|-----|-----|-----|-----|-----|-----|-----|-----|-----|-----|-----|-----|-----|
| 1 | 96 | B | B | 104 | 106 | 98 | G | 122 | 122 | 122 | 118 | B | G | G | B | G | G | 158 | 120 | 102 | 140 | 102 | 98 | 106 |
| 2 | B | 100 | B | B | B | B | 132 | 116 | 126 | 112 | G | 102 | 104 | G | G | G | 140 | 124 | 118 | 110 | 110 | 106 | 106 | 108 |
| 3 | 106 | 108 | 134 | 130 | 104 | 102 | 132 | 130 | 122 | 118 | G | 118 | 116 | 132 | G | 150 | 124 | 124 | 114 | 114 | 110 | 108 | 104 | 102 |
| 4 | 102 | 100 | 100 | 106 | 98 | 98 | 130 | 118 | 118 | 120 | 116 | 118 | G | 108 | 106 | 102 | 106 | 120 | 108 | 108 | 106 | 108 | 106 | 100 |
| 5 | 96 | 96 | 94 | 92 | 92 | 96 | 146 | G | 124 | 114 | 112 | 110 | 112 | B | G | 120 | 118 | 118 | 104 | 104 | 100 | 112 | 100 | 98 |
| 6 | 96 | B | B | B | B | 102 | 118 | 124 | 112 | 116 | 110 | B | 102 | 114 | 108 | G | 126 | 120 | 114 | 104 | 100 | 98 | 94 | 92 |
| 7 | 96 | B | B | B | 108 | 106 | G | 104 | 106 | 106 | G | 104 | G | B | 100 | 98 | G | 126 | 96 | 98 | B | B | 106 | 102 |
| 8 | 104 | 102 | 102 | 104 | 106 | 108 | 108 | 106 | 108 | 108 | B | 110 | G | 104 | 104 | 128 | 124 | 116 | 110 | 112 | 110 | 114 | 94 | 106 |
| 9 | B | 102 | 102 | 106 | B | 108 | 126 | 104 | 102 | G | G | B | B | G | G | G | 140 | 120 | 98 | 94 | 96 | 94 | B | B |
| 10 | B | B | B | B | 122 | 108 | 126 | 116 | 116 | 116 | 110 | G | G | G | G | 116 | 106 | 134 | 122 | 116 | B | B | B | B |
| 11 | B | B | B | B | 124 | 136 | 118 | 114 | G | 126 | G | G | G | G | G | G | 142 | 120 | 116 | 116 | 108 | 102 | B | B |
| 12 | B | B | 130 | B | B | 134 | 124 | 108 | 108 | 102 | 106 | 102 | 104 | G | G | G | 130 | 122 | 118 | 112 | 108 | B | B | B |
| 13 | 100 | B | 132 | 132 | 130 | 122 | 120 | 114 | 114 | 122 | G | 120 | 112 | G | G | G | 128 | 118 | 112 | 108 | 106 | 104 | 104 | 102 |
| 14 | 100 | 100 | 98 | 100 | 112 | 110 | 108 | 114 | 108 | 108 | 108 | G | G | 108 | 104 | 102 | 122 | 108 | 102 | 100 | 102 | 98 | 100 | B |
| 15 | 100 | 104 | 100 | B | 104 | 124 | 112 | 110 | 108 | 106 | 106 | 104 | 104 | 98 | 98 | B | 98 | 134 | 96 | 102 | 98 | 108 | 106 | 110 |
| 16 | B | 96 | B | 106 | B | 126 | 138 | 118 | 112 | 104 | 104 | 102 | 104 | G | B | 102 | 102 | 96 | 96 | 102 | 96 | 96 | 96 | B |
| 17 | B | 98 | B | 120 | 118 | 126 | 126 | 114 | 114 | 112 | B | G | 104 | B | B | G | 142 | 126 | 112 | B | B | B | 94 | B |
| 18 | B | B | B | 136 | B | B | G | G | G | G | G | G | G | G | G | G | 136 | 120 | 116 | 114 | 110 | B | 110 | 102 |
| 19 | 102 | B | B | B | B | B | 120 | G | 126 | G | 96 | B | G | G | 134 | G | 120 | 114 | 108 | 106 | 114 | 106 | 108 | B |
| 20 | 106 | 108 | 132 | 126 | 116 | 122 | 136 | 118 | G | G | 120 | G | G | B | G | B | 114 | 110 | 108 | 108 | 106 | 106 | 102 | 106 |
| 21 | 98 | B | B | B | B | B | G | G | 126 | G | G | B | G | B | G | 126 | G | 134 | 124 | 114 | B | B | B | B |
| 22 | B | 98 | 98 | B | B | 108 | 146 | 162 | 104 | 100 | 106 | 102 | 100 | G | G | G | 146 | B | B | B | B | B | B | B |
| 23 | B | B | B | B | 120 | G | 160 | G | G | B | B | B | B | 104 | B | G | 148 | 130 | 116 | 112 | B | B | B | B |
| 24 | B | B | B | B | B | B | 136 | 148 | 136 | 128 | 126 | 100 | B | B | 108 | 154 | 106 | 100 | 122 | 118 | 116 | B | B | B |
| 25 | B | B | 110 | 116 | B | B | G | G | C | 142 | 134 | B | 134 | 148 | 142 | G | 138 | 130 | 114 | 112 | 108 | B | 100 | 108 |
| 26 | 104 | 104 | B | B | B | B | 134 | 130 | 124 | G | 118 | 126 | B | G | B | G | 130 | 120 | 114 | 118 | 110 | B | B | 106 |
| 27 | B | B | B | B | B | B | 126 | G | 126 | 128 | 120 | B | 96 | 104 | 100 | B | G | 132 | 120 | 134 | B | B | 110 | 102 |
| 28 | 106 | B | B | B | B | B | 132 | 128 | G | G | G | B | G | 106 | G | G | G | 102 | 106 | B | B | 110 | B | B |
| 29 | B | B | B | B | B | 96 | 142 | 130 | 124 | G | G | B | B | G | G | G | G | 122 | B | B | 110 | B | B | B |
| 30 | B | B | B | B | B | B | 168 | G | G | 130 | 120 | B | G | B | G | 102 | G | 118 | 104 | B | B | 106 | B | B |
| 31 | | | | | | | | | | | | | | | | | | | | | | | | |
| | 00 | 01 | 02 | 03 | 04 | 05 | 06 | 07 | 08 | 09 | 10 | 11 | 12 | 13 | 14 | 15 | 16 | 17 | 18 | 19 | 20 | 21 | 22 | 23 |
| CNT | 15 | 13 | 12 | 13 | 13 | 20 | 24 | 23 | 23 | 21 | 16 | 14 | 11 | 10 | 13 | 16 | 22 | 30 | 28 | 22 | 20 | 18 | 17 | 14 |
| MED | 100 | 100 | 102 | 106 | 108 | 108 | 128 | 118 | 116 | 116 | 111 | 107 | 104 | 107 | 108 | 124 | 122 | 120 | 112 | 107 | 108 | 106 | 102 | 102 |
| U Q | 104 | 104 | 131 | 128 | 120 | 123 | 136 | 130 | 124 | 124 | 119 | 118 | 112 | 114 | 121 | 139 | 134 | 126 | 116 | 112 | 110 | 108 | 106 | 106 |
| L Q | 96 | 98 | 99 | 104 | 104 | 102 | 120 | 114 | 108 | 107 | 106 | 102 | 102 | 104 | 102 | 102 | 118 | 116 | 105 | 102 | 101 | 102 | 97 | 102 |

IONOSPHERIC DATA STATION Kokubunji

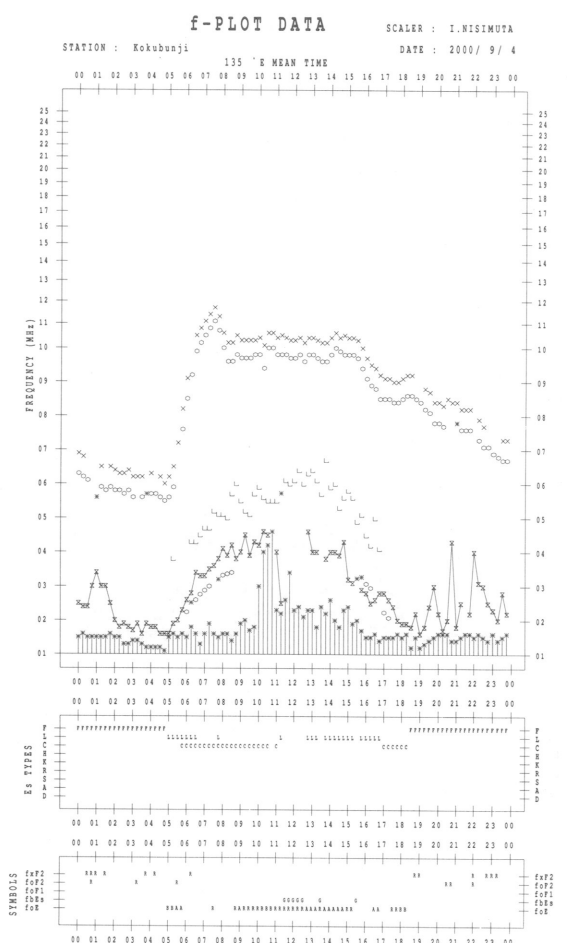
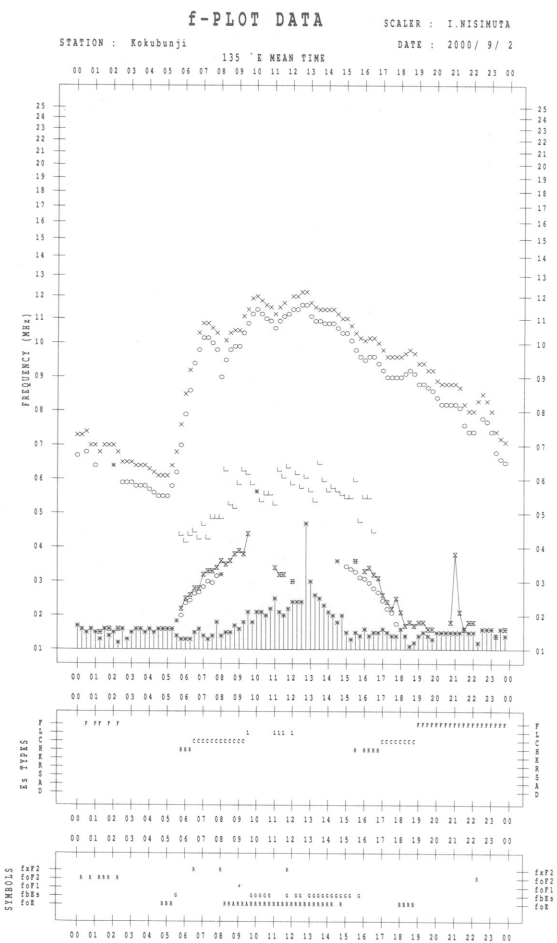
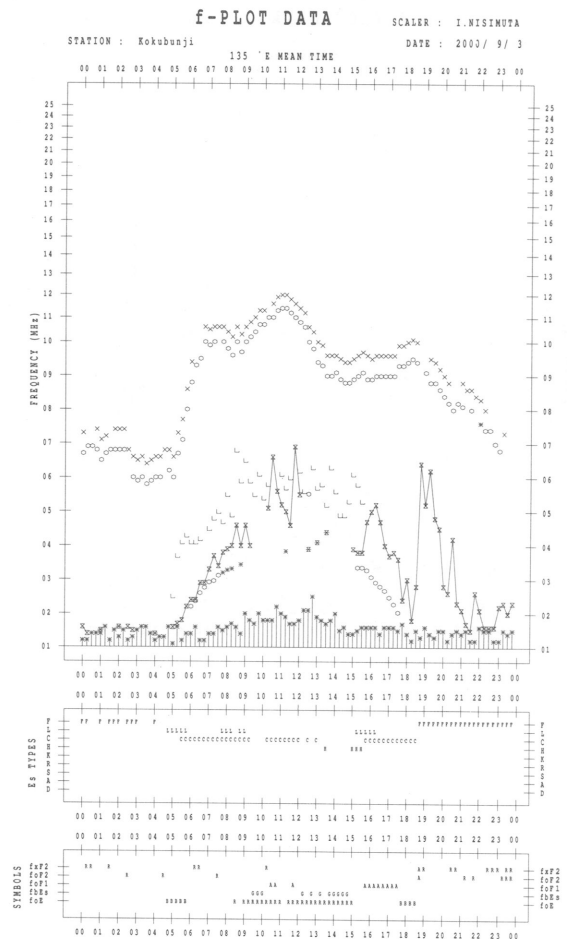
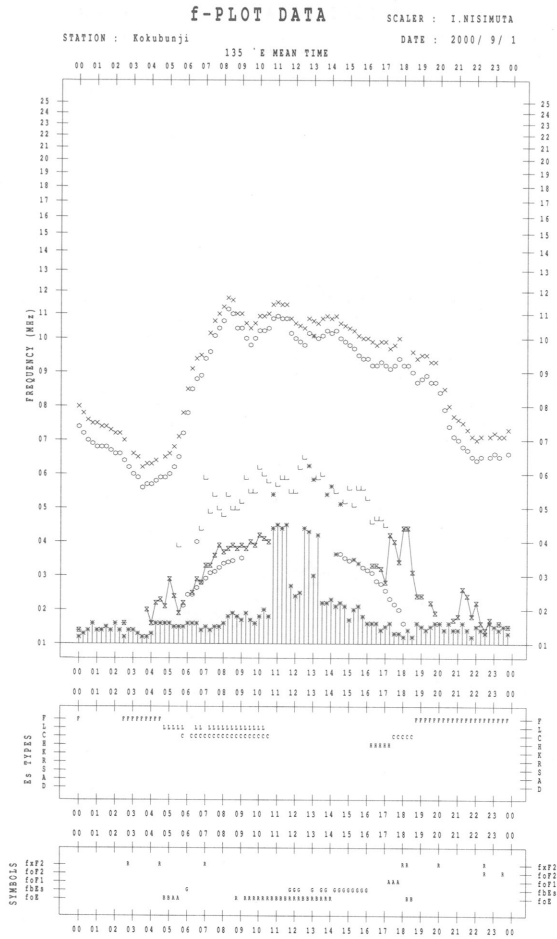
SEP. 2000 TYPES OF Es 135°E MEAN TIME (G.M.T. + 9 H)

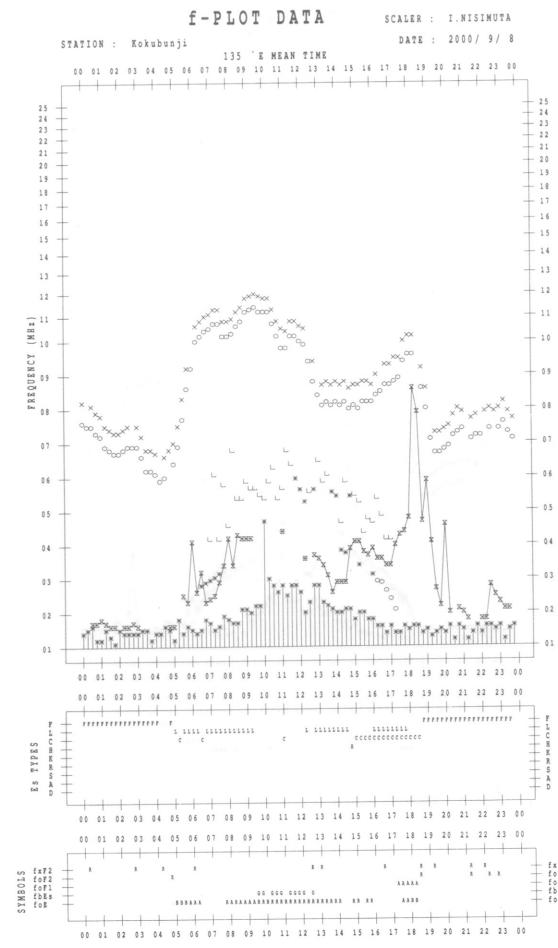
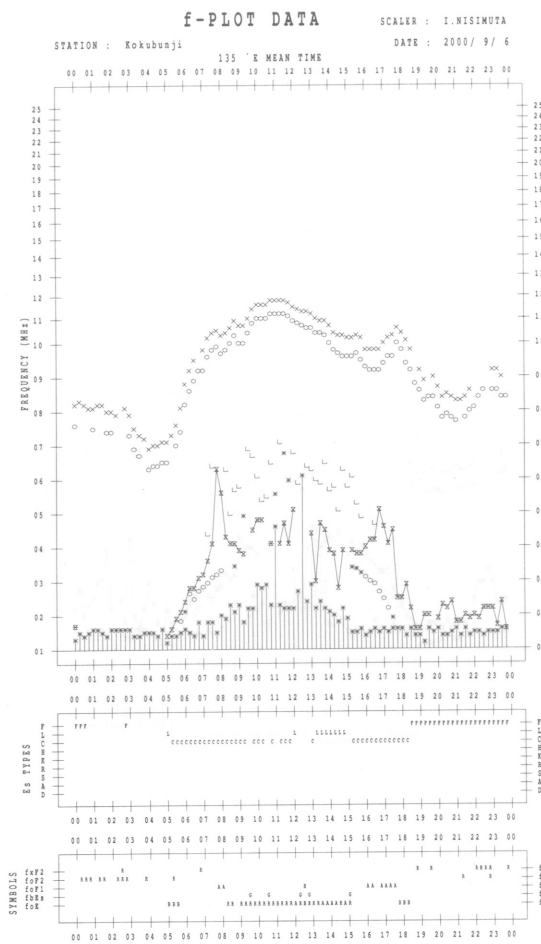
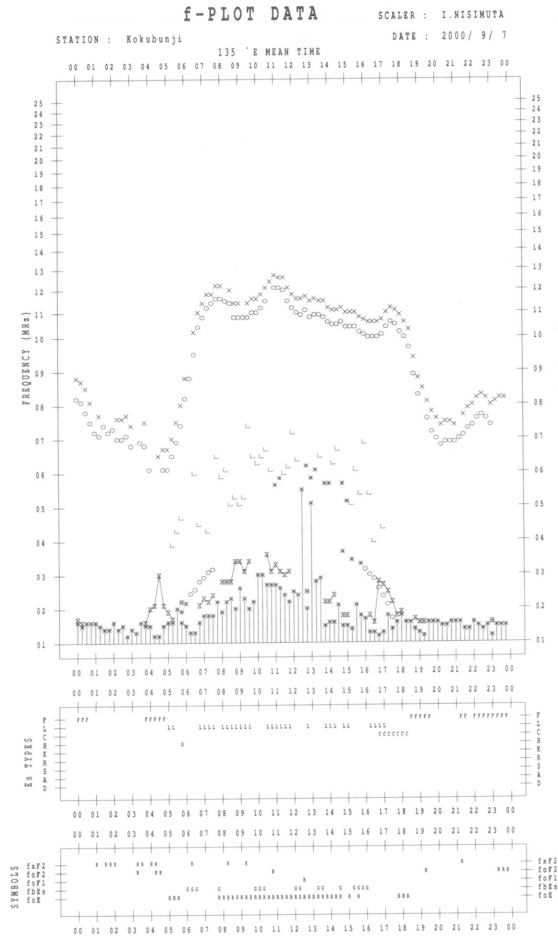
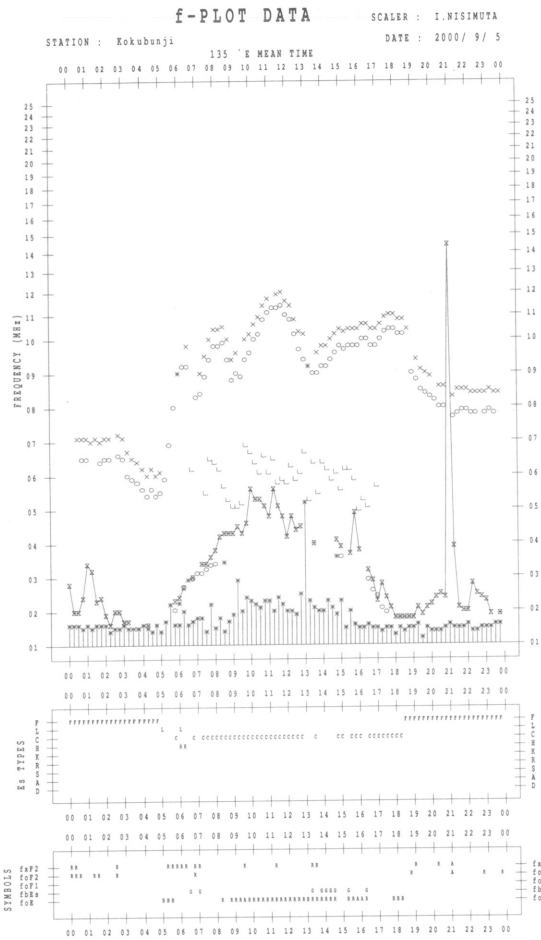
LAT. 35°42.4'N LON. 139°29.3'E SWEEP 1.0MHz TO 25.0MHz IN 24.0SEC IN MANUAL SCALING

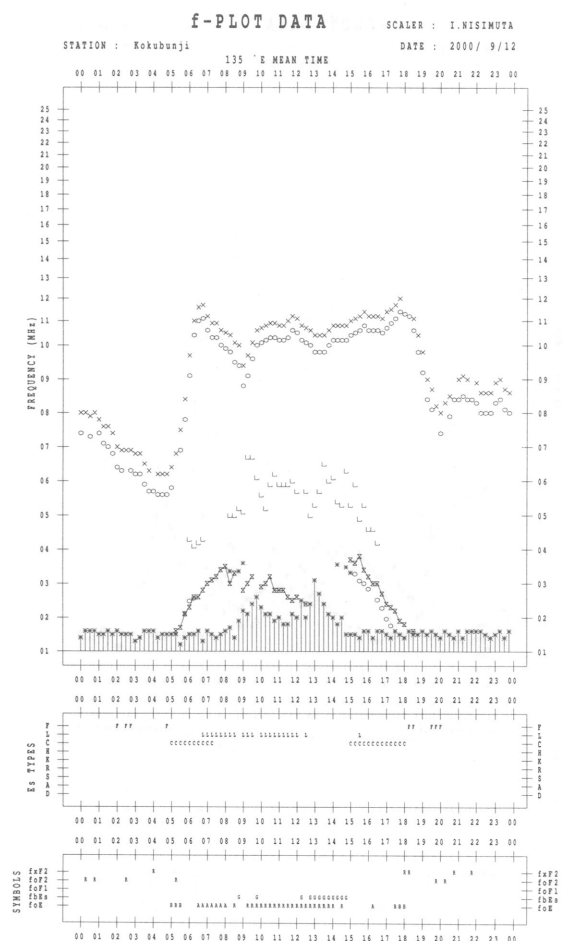
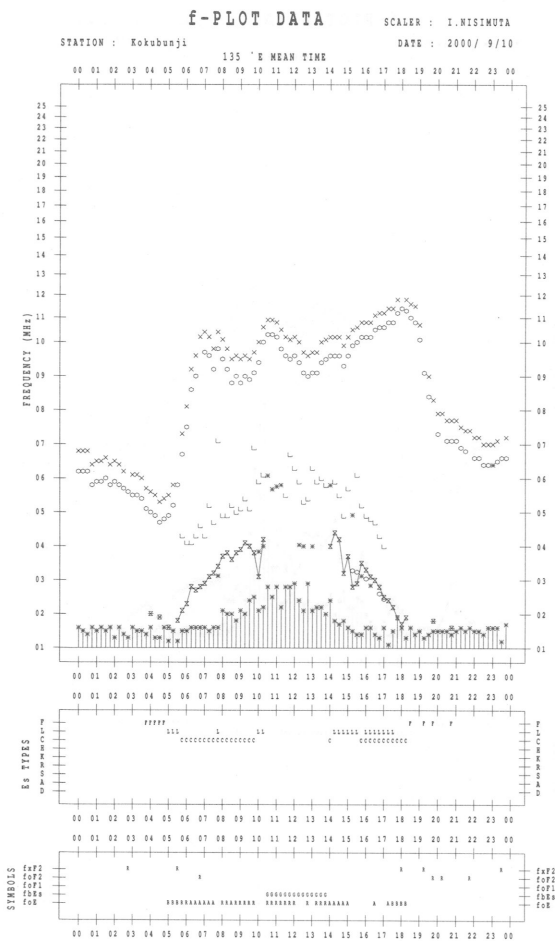
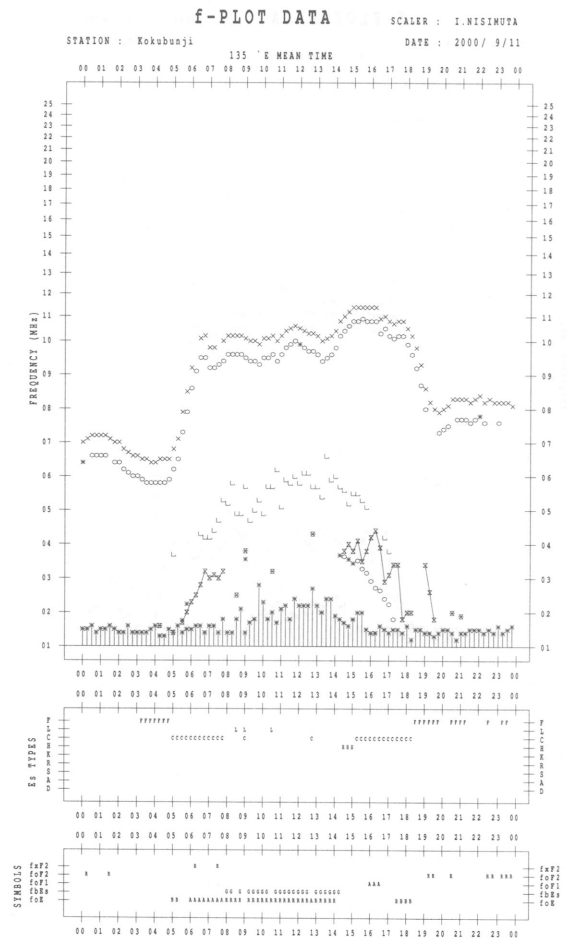
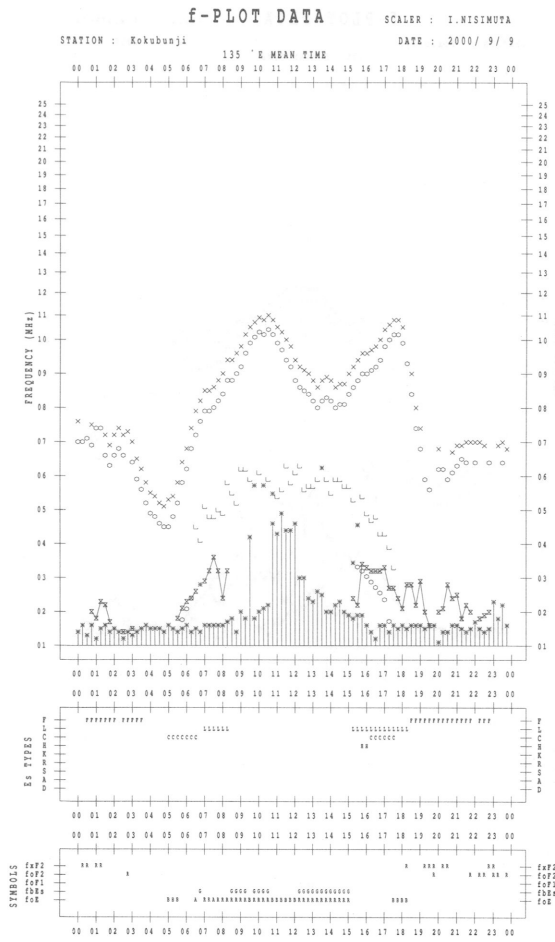
| D | H | 00 | 01 | 02 | 03 | 04 | 05 | 06 | 07 | 08 | 09 | 10 | 11 | 12 | 13 | 14 | 15 | 16 | 17 | 18 | 19 | 20 | 21 | 22 | 23 |
|-----|----|----|----|----|----|------|------|------|------|------|------|----|----|------|------|------|------|------|------|------|------|------|------|----|----|
| 1 | F2 | | | F1 | F2 | L5 | | C2 | CL11 | CL11 | CL11 | | | | | | | H1 | C3 | F5 | FF21 | F2 | F4 | F1 | |
| 2 | | F1 | | | | | H1 | C1 | C1 | C1 | | L1 | L1 | | | | H1 | C2 | C3 | F3 | F2 | F4 | F2 | F1 | |
| 3 | F1 | F1 | F1 | F1 | F1 | L3 | C2 | C2 | CL11 | CL21 | | C2 | C2 | C1 | | H1 | CL21 | C2 | C5 | F5 | F5 | F3 | F2 | F2 | |
| 4 | F4 | F3 | F3 | F1 | F2 | L3 | CL11 | C2 | C1 | C1 | C1 | | L1 | L1 | L1 | L1 | C1 | C2 | C2 | F1 | F5 | F3 | FF32 | F6 | |
| 5 | F4 | F4 | F4 | F2 | F2 | L1 | HL11 | | C1 | C1 | C1 | C1 | C1 | | | C1 | C2 | C1 | C2 | F2 | F4 | FF23 | F2 | F2 | |
| 6 | F2 | | | | | L1 | C2 | C1 | C2 | C1 | C1 | | L1 | C1 | L1 | | C2 | C2 | C3 | F1 | F2 | F2 | F2 | F3 | |
| 7 | F2 | | | F3 | F3 | L3 | L1 | L1 | L1 | L1 | | L1 | | | L1 | L1 | | CL11 | C2 | F1 | | | F1 | F1 | |
| 8 | F1 | F1 | F2 | F1 | F1 | L2 | L2 | L1 | L1 | L2 | | C1 | | L1 | L1 | C1 | CL21 | CL22 | C3 | F3 | F3 | FF11 | F1 | F1 | |
| 9 | | F2 | F2 | F1 | | C1 | C1 | L2 | L1 | | | | | | | | HL11 | CL32 | L2 | F3 | F2 | F2 | | | |
| 10 | | | | F1 | L1 | C1 | C2 | C1 | C1 | L1 | | | | | C1 | L1 | CL11 | CL13 | C2 | | | | | | |
| 11 | | | | F1 | C1 | C1 | C2 | | | CL11 | | | | | | H1 | C2 | C3 | C3 | F6 | | F2 | | | |
| 12 | | | F1 | | C1 | C1 | LC12 | L1 | L1 | L1 | L1 | L1 | L1 | | | C1 | C2 | C2 | C3 | | F1 | | | | |
| 13 | F1 | | F1 | F1 | F1 | C2 | C2 | C2 | C1 | C1 | | C1 | C1 | | | CL11 | C3 | C3 | C4 | FF21 | F3 | F3 | F3 | F2 | |
| 14 | F4 | F2 | F2 | F1 | F2 | L6 | L3 | C2 | L1 | L1 | C1 | | | L1 | L1 | L1 | CL11 | C4 | L5 | F6 | F3 | F3 | F2 | | |
| 15 | F1 | F1 | F1 | | F2 | C1 | C2 | C2 | C2 | L1 | L1 | L2 | L1 | L1 | L1 | | L2 | CL11 | L2 | F2 | F1 | F2 | F2 | F1 | |
| 16 | | F1 | | F2 | | FF11 | CL11 | CL11 | C1 | L1 | L1 | L1 | L1 | | | L1 | L2 | L3 | F4 | F2 | F3 | F2 | F1 | | |
| 17 | | F1 | | F1 | F1 | C1 | C1 | C2 | CL11 | CL11 | | | | L1 | | | H1 | C2 | C2 | | | | F1 | F1 | |
| 18 | | | | F1 | | | | | | | | | | | | | H1 | C2 | C3 | C2 | | F1 | F1 | F1 | |
| 19 | F1 | | | | | C1 | | C1 | | L1 | | | | | CL11 | | C2 | C2 | C2 | F2 | F1 | F3 | F3 | | |
| 20 | F1 | F2 | F1 | F1 | F2 | C1 | C2 | | | C1 | | | | | C2 | C2 | L1 | L1 | LC41 | F4 | F4 | F2 | | | |
| 21 | F1 | | | | | | | C1 | | | | | | | C1 | | | H1 | F2 | F3 | | | | | |
| 22 | | F2 | F1 | | | F1 | H2 | HL12 | L1 | L2 | L1 | L1 | L1 | | | | | H1 | H1 | F3 | F2 | | | | |
| 23 | | | | | F2 | | H1 | | | | | | | L1 | | | H1 | H1 | F3 | F2 | | | | | |
| 24 | | | | | | H2 | H1 | C1 | C1 | C1 | L1 | | | | L1 | H1 | H1 | L3 | L4 | FF25 | FF26 | F5 | | F4 | |
| 25 | | | F1 | F1 | | | | | H1 | | CL11 | | | CL11 | H1 | H1 | H1 | C3 | F5 | F3 | F4 | | F1 | F4 | |
| 26 | F6 | F1 | | | | C2 | C2 | C1 | | C2 | C1 | | | | | | C1 | C2 | C5 | F2 | F4 | | | F2 | |
| 27 | | | | | | C1 | C1 | C1 | C2 | C1 | | L2 | L1 | L1 | | | | C2 | F2 | FF11 | | F1 | F3 | F2 | |
| 28 | F1 | | | | | C1 | C1 | | | | | | L1 | | | | | L2 | F1 | | | F1 | | | |
| 29 | | | | | F1 | HL11 | CL11 | C1 | | | | | | | | | | C2 | | | | F2 | | | |
| 30 | | | | | | H2 | | | C1 | C1 | | | | | | L1 | | C2 | F4 | | | | F1 | | |
| 31 | | | | | | | | | | | | | | | | | | | | | | | | | |
| | | 00 | 01 | 02 | 03 | 04 | 05 | 06 | 07 | 08 | 09 | 10 | 11 | 12 | 13 | 14 | 15 | 16 | 17 | 18 | 19 | 20 | 21 | 22 | 23 |
| CNT | | | | | | | | | | | | | | | | | | | | | | | | | |
| MED | | | | | | | | | | | | | | | | | | | | | | | | | |
| U Q | | | | | | | | | | | | | | | | | | | | | | | | | |
| L Q | | | | | | | | | | | | | | | | | | | | | | | | | |

f-PLOTS OF IONOSPHERIC DATA

| KEY OF f-PLOT | |
|---------------|--------------------------|
| | SPREAD |
| ◇ | foF2, foF1, foE |
| × | f _x F2 |
| * | DOUBTFUL foF2, foF1, foE |
| ⊗ | fbEs |
| L | ESTIMATED foF1 |
| †, ‡ | f _{min} |
| ^ | GREATER THAN |
| ∨ | LESS THAN |







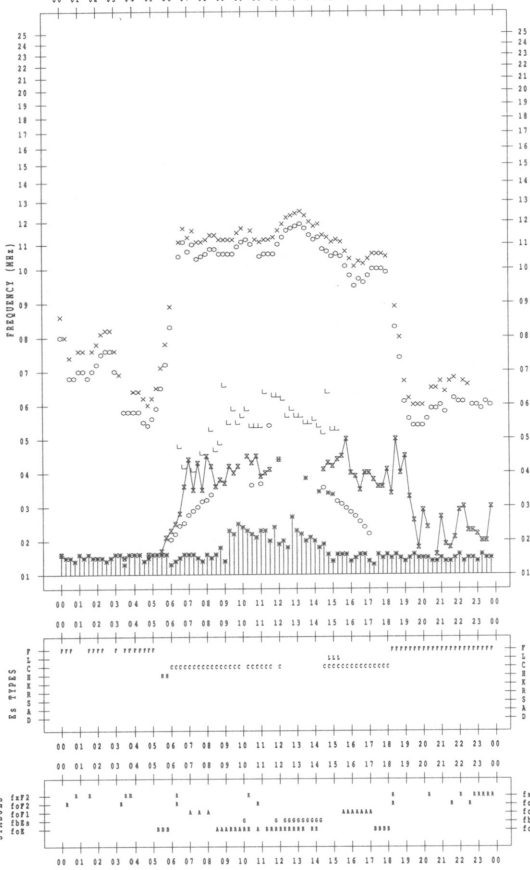
f-PLOT DATA

SCALER : I.NISIMUTA

STATION : Kokubunji

DATE : 2000/ 9/13

135 °E MEAN TIME



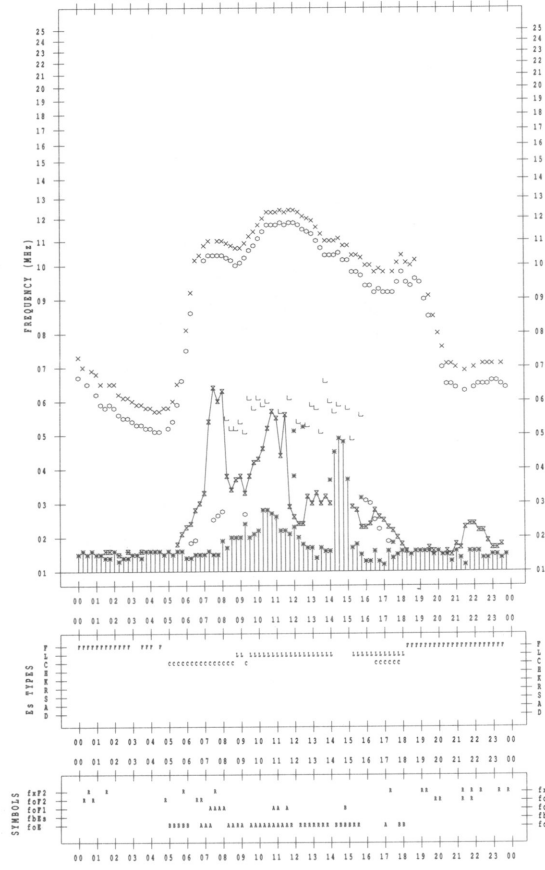
f-PLOT DATA

SCALER : I.NISIMUTA

STATION : Kokubunji

DATE : 2000/ 9/15

135 °E MEAN TIME



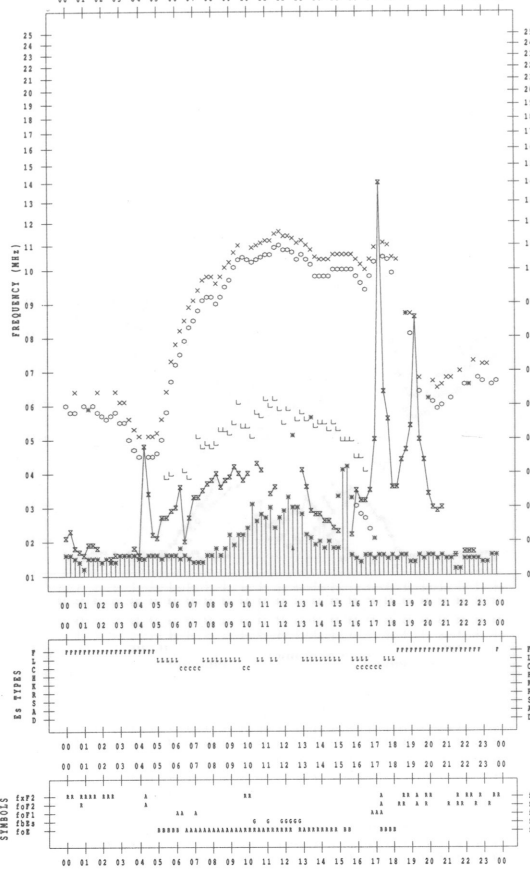
f-PLOT DATA

SCALER : I.NISIMUTA

STATION : Kokubunji

DATE : 2000/ 9/14

135 °E MEAN TIME



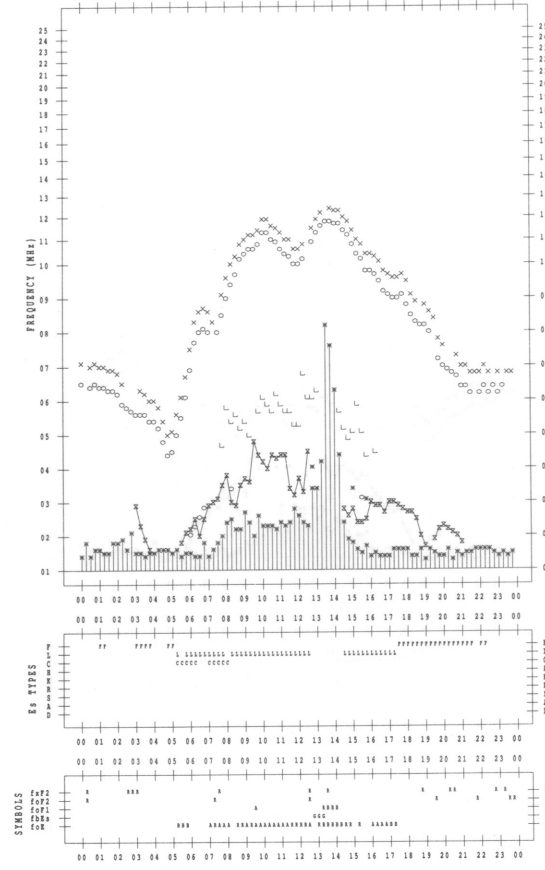
f-PLOT DATA

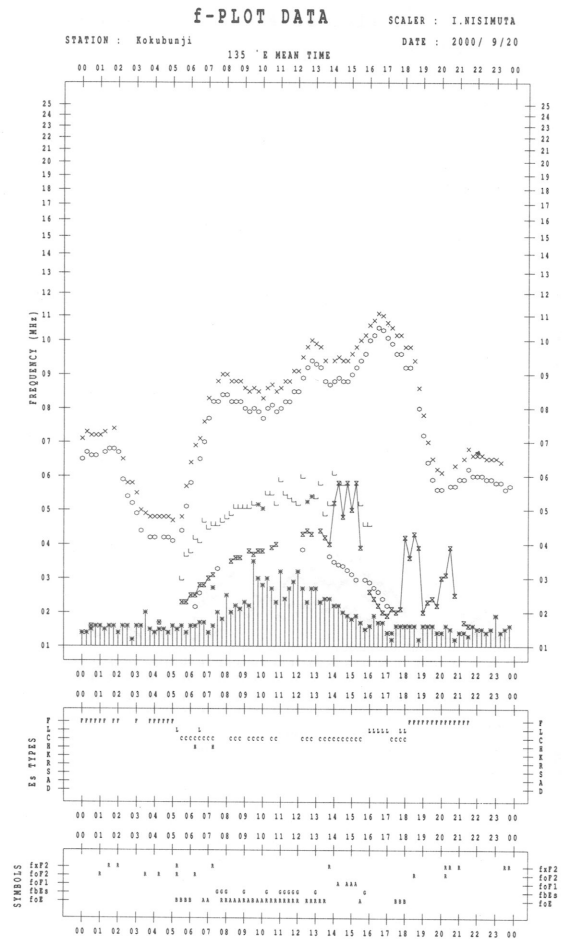
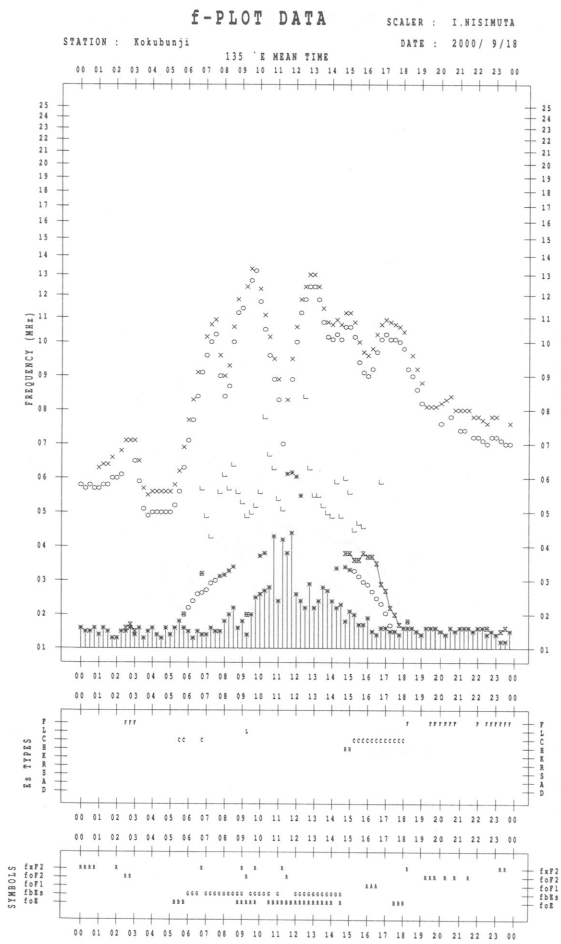
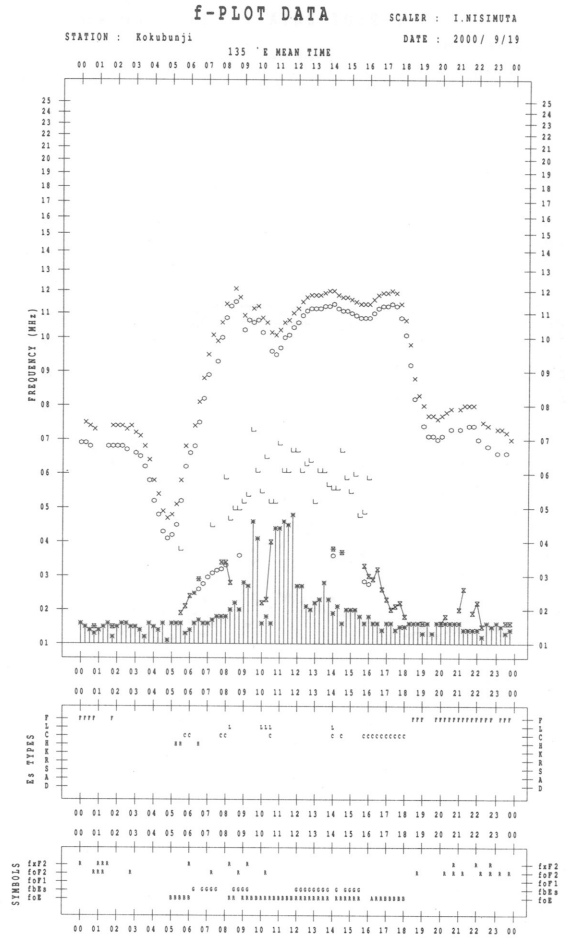
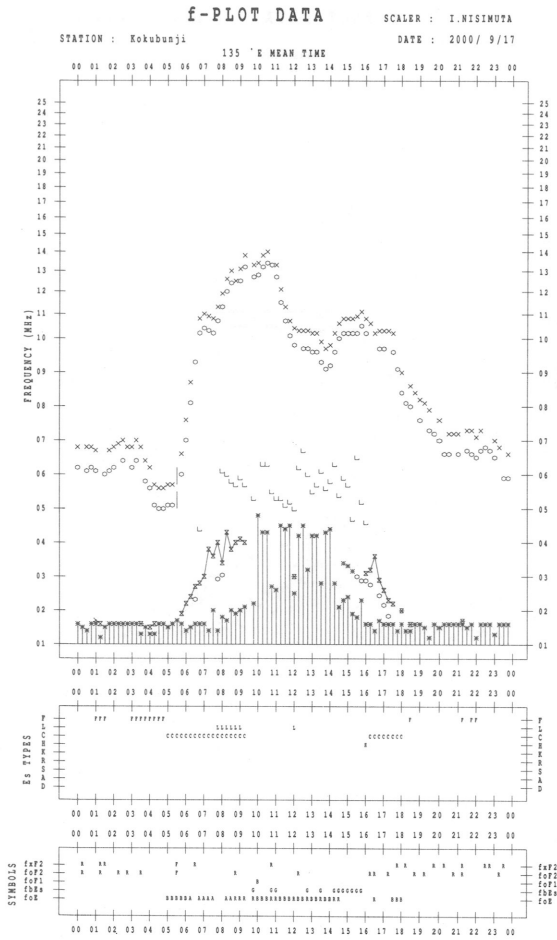
SCALER : I.NISIMUTA

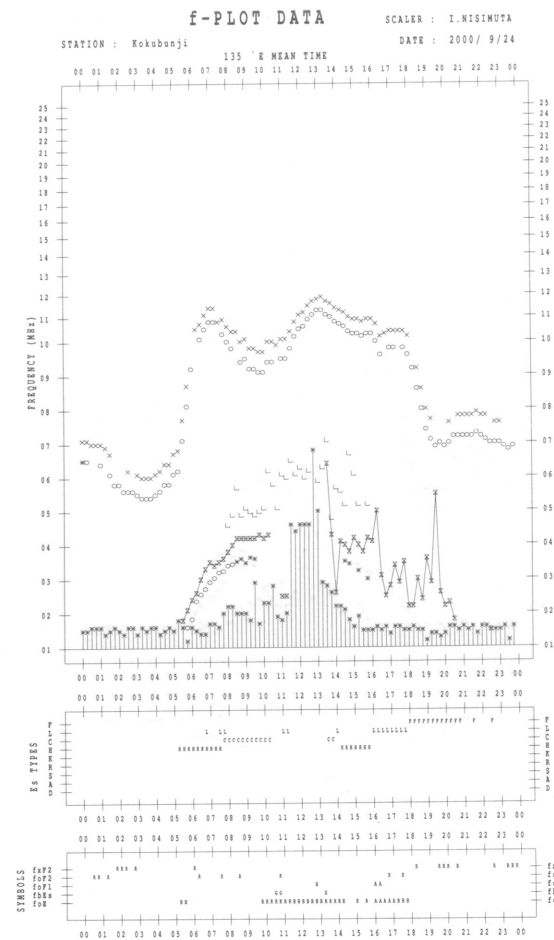
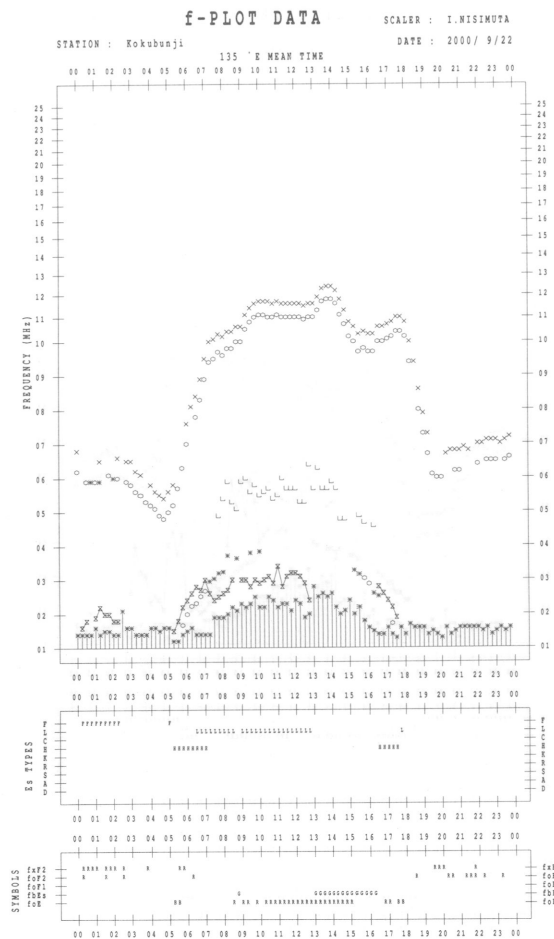
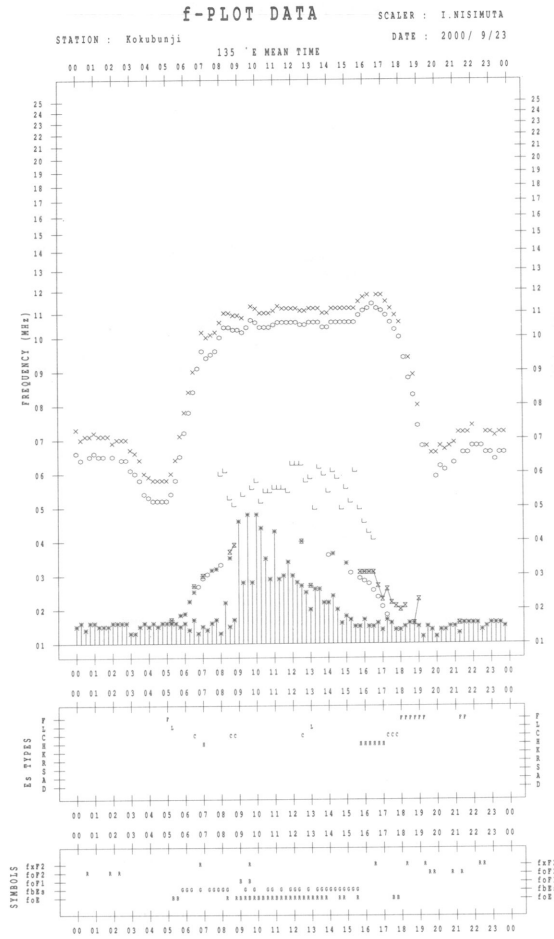
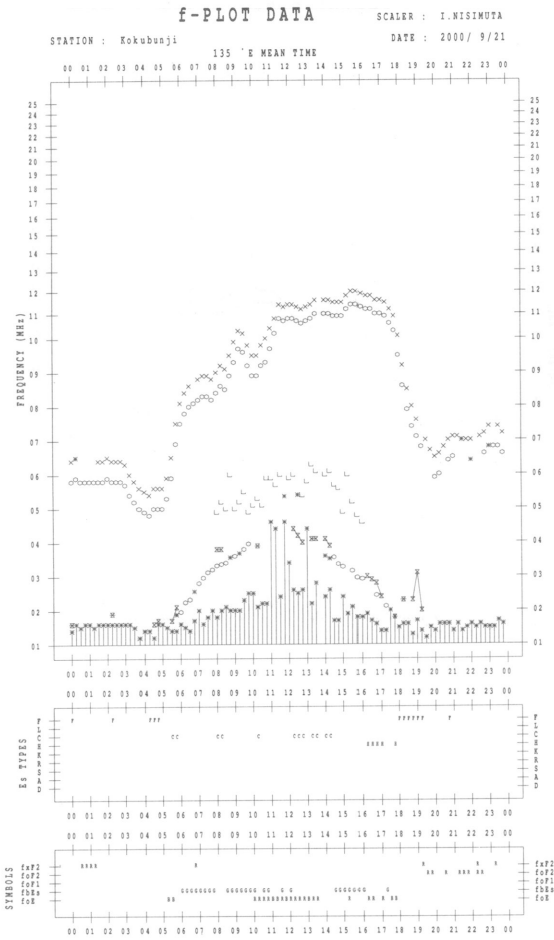
STATION : Kokubunji

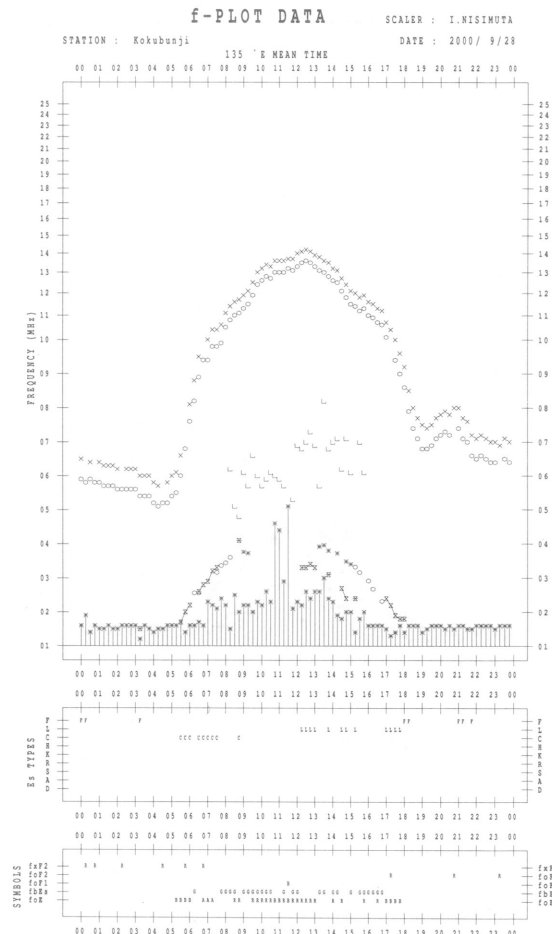
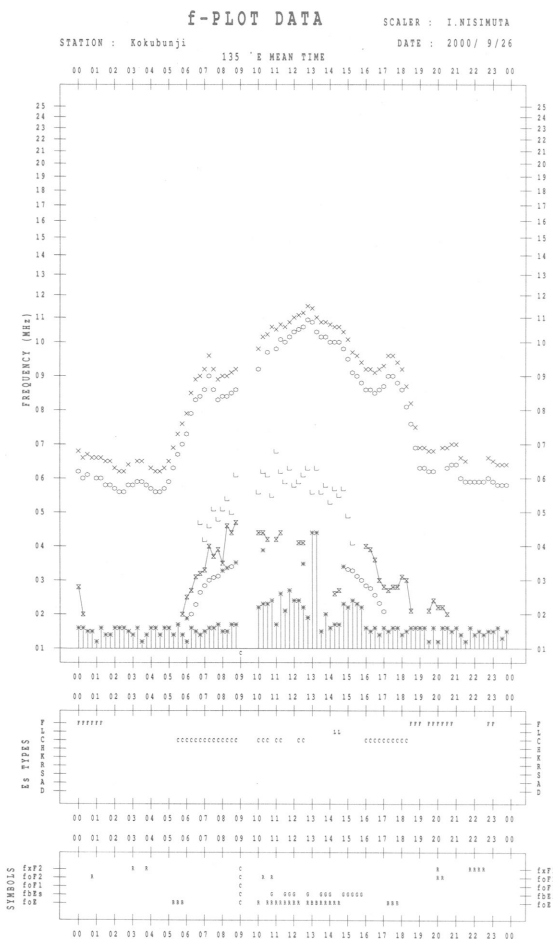
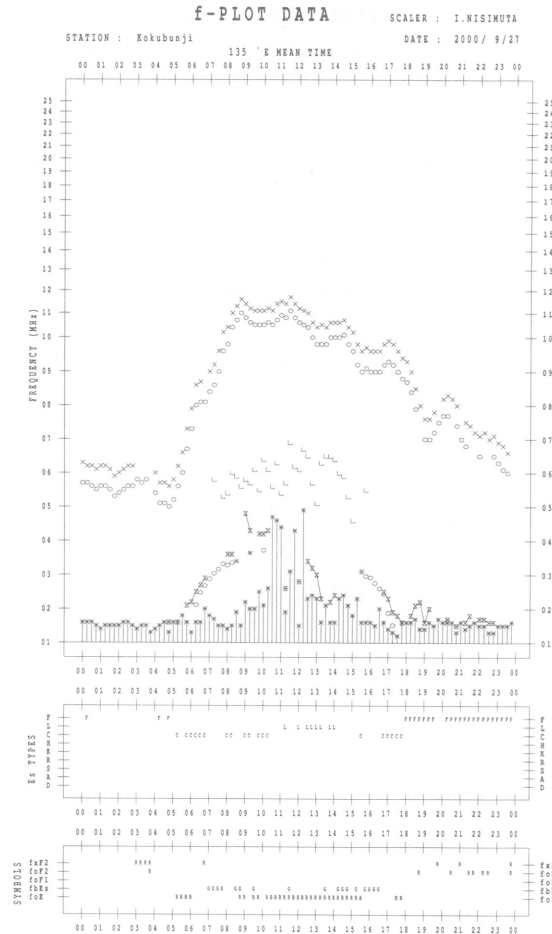
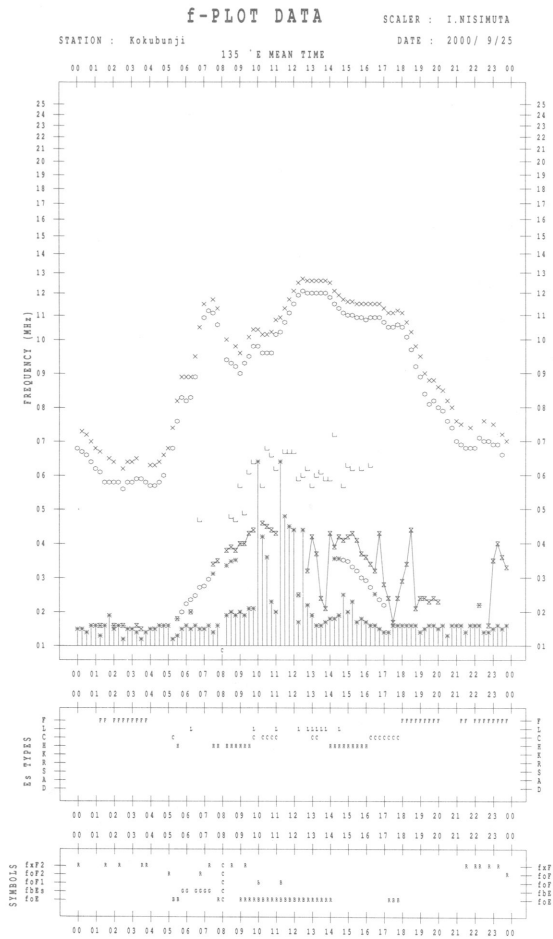
DATE : 2000/ 9/16

135 °E MEAN TIME









B. Solar Radio Emission
 B1. Daily Data at Hiraiso
 500 MHz

Hiraiso

September 2000

| Single-frequency total flux observations at 500 MHz | | | | | |
|---|-------|-------|-------|-------|-----|
| Flux density: $10^{-22} \text{ W m}^{-2} \text{ Hz}^{-1}$ | | | | | |
| Date \ UT | 00-03 | 03-06 | 06-09 | 21-24 | Day |
| 1 | 37 | 38 | 38 | 39 | 38 |
| 2 | 39 | 39 | 39 | 40 | 39 |
| 3 | 39 | 39 | 40 | 41 | 40 |
| 4 | 40 | 40 | 41 | 42 | 41 |
| 5 | 42 | 42 | 41 | 47 | 43 |
| 6 | 47 | 43 | 43 | 41 | 44 |
| 7 | 41 | 41 | 40 | 44 | 42 |
| 8 | 44 | 43 | 42 | 41 | 43 |
| 9 | 41 | 40 | 40 | 41 | 41 |
| 10 | 39 | 40 | 41 | 36 | 38 |
| 11 | 36 | 37 | 38 | 39 | 38 |
| 12 | 38 | 37 | 37 | 38 | 38 |
| 13 | 37 | 37 | 37 | 39 | 38 |
| 14 | 38 | 39 | 39 | 45 | 40 |
| 15 | 46 | 43 | 41 | 41 | 43 |
| 16 | 41 | 42 | 40 | 37 | 40 |
| 17 | 38 | 35 | 37 | 37 | 37 |
| 18 | 38 | 38 | 39 | 41 | 39 |
| 19 | 40 | 39 | 40 | 43 | 41 |
| 20 | 41 | 39 | 40 | 46 | 42 |
| 21 | 43 | 43 | 44 | 55 | 46 |
| 22 | 51 | 44 | 48 | 50 | 48 |
| 23 | 50 | 46 | 49 | 51 | 49 |
| 24 | 45 | 46 | 46 | - | 46 |
| 25 | - | - | - | - | - |
| 26 | 48 | 47 | 48 | 49 | 48 |
| 27 | 48 | 45 | 49 | 49 | 48 |
| 28 | 47 | 46 | 47 | 48 | 47 |
| 29 | 45 | 44 | 43 | 47 | 46 |
| 30 | 47 | 45 | 43 | 45 | 45 |
| 31 | | | | | |

Note: No data is available during the following periods.
 24th 0600 - 26th 0200

B. Solar Radio Emission
B2.Outstanding Occurrences at Hiraiso

Hiraiso

September 2000

| Single-frequency observations | | | | | | | | |
|---|----------------|--------|-------------------------|------------------------------|----------------|---|------|-----------------------------|
| Normal observing period: 2020 - 0840 U.T. (sunrise to sunset) | | | | | | | | |
| SEP. 2000 | FREQ. (MHz) | TYPE | START TIME (U.T.) | TIME OF MAXIMUM (U.T.) | DUR. (MIN.) | FLUX DENSITY ($10^{-22} \text{ W m}^{-2} \text{ Hz}^{-1}$) | | POLARIZATION REMARKS |
| | | | | | | PEAK | MEAN | |
| 2 | 200 | 8 S | 0608.0 | 0609.0 | 2.0 | 30 | - | SL |
| 2 | 200 | 42 SER | 0736.0 | 0738.0 | 7.0 | 100 | - | 0 |
| 2 | 200 | 47 GB | 0802.0 | 0809.0 | 10.0 | 1050 | - | WR |
| 4 | 200 | 8 S | 2339.0 | 2339.0 | 1.0 | 40 | - | 0 |
| 5 | 2800 | 4 S/F | 0005.0 | 0006.0 | 6.0 | 110 | - | WR |
| 5 | 500 | 7 C | 0357.0 | 0418.0 | 21.0 | 330 | - | 0 |
| 5 | 200 | 8 S | 0358.0 | 0359.0 | 2.0 | 30 | - | 0 |
| 6 | 200 | 8 S | 0119.0 | 0119.0 | 1.0 | 150 | - | 0 |
| 6 | 500 | 8 S | 0549.0 | 0550.0 | 1.0 | 20 | - | WL |
| 7 | 200 | 42 SER | 0442.0 | 0443.0 | 18.0 | 70 | - | 0 |
| 7 | 500 | 42 SER | 0443.0 | 0452.0 | 16.0 | 50 | - | 0 |
| 7 | 200 | 8 S | 2255.0 | 2256.0 | 1.0 | 60 | - | MR |
| 9 | 200 | 8 S | 0042.0 | 0042.0 | 1.0 | 120 | - | 0 |
| 9 | 200 | 42 SER | 0327.0 | 0327.0 | 2.0 | 80 | - | 0 |
| 10 | 500 | 8 S | 2248.0 | 2248.0 | 1.0 | 70 | - | 0 |
| 11 | 500 | 8 S | 0533.0 | 0533.0 | 1.0 | 40 | - | 0 |
| 11 | 200 | 8 S | 0724.0 | 0725.0 | 1.0 | 30 | - | - |
| 13 | 200 | 8 S | 2235.0 | 2236.0 | 1.0 | 70 | - | 0 |
| 14 | 200 | 8 S | 0309.0 | 0309.0 | 1.0 | 60 | - | 0 |
| 14 | 200 | 8 S | 0507.0 | 0508.0 | 2.0 | 220 | - | WL |
| 15 | 500 | 42 SER | 0142.0 | 0143.0 | 8.0 | 40 | - | 0 |
| 15 | 2800 | 42 SER | 0143.0 | 0144.0 | 12.0 | 50 | - | MR |
| 15 | 500 | 47 GB | 0551.0 | 0558.0 | 14.0 | 820 | - | SR |
| 15 | 200 | 42 SER | 0551.0 | 0552.0 | 13.0 | 70 | - | WL |
| 15 | 500 | 47 GB | 0715.0 | 0749.0 | 34.0 | 790 | - | SR |
| 15 | 200 | 42 SER | 0715.0 | 0742.0 | 29.0 | 310 | - | ML |
| 16 | 500 | 7 C | 0334.0 | 0337.0 | 18.0 | 170 | - | MR |
| 16 | 2800 | 47 GB | 0408.0 | 0415.0 | 29.0 | 1300 | - | 0 |
| 16 | 500 | 47 GB | 0408.0 | 0433.0 | 50.0 | 4540 | - | 0 |
| 16 | 200 | 7 C | 0412.0 | 0416.0 | 34.0 | 200 | - | SL |
| 16 | 200 | 7 C | 0646.0 | 0652.0 | 10.0 | 70 | - | 0 |
| 16 | 500 | 42 SER | 0647.0 | 0652.0 | 9.0 | 200 | - | MR |
| 16 | 200 | 7 C | 0751.0 | 0752.0 | 2.0 | 30 | - | 0 |
| 16 | 500 | 7 C | 2105.0 | 2111.0 | 8.0 | 60 | - | MR |
| 16 | 200 | 47 GB | 2107.0 | 2108.0 | 1.0 | 1630 | - | WR |
| 16 | 500 | 7 C | 2132.0 | 2136.0 | 8.0 | 440 | - | SR |
| 16 | 200 | 4 S/F | 2136.0 | 2137.0 | 2.0 | 350 | - | WR |
| 16 | 500 | 47 GB | 2213.0 | 2217.0 | 5.0 | 750 | - | SR |
| 16 | 200 | 47 GB | 2213.0 | 2216.0 | 5.0 | 2880 | - | ML |
| 16 | 500 | 4 S/F | 2251.0 | 2252.0 | 5.0 | 90 | - | WR |
| 16 | 200 | 7 C | 2251.0 | 2252.0 | 4.0 | 280 | - | WR |
| 17 | 500 | 8 S | 0004.0 | 0005.0 | 2.0 | 190 | - | MR |
| 17 | 500 | 47 GB | 0040.0 | 0042.0 | 4.0 | 2290 | - | SR |
| 17 | 200 | 47 GB | 0040.0 | 0041.0 | 3.0 | 700 | - | 0 |
| 17 | 500 | 8 S | 0258.0 | 0258.0 | 1.0 | 450 | - | SR |
| 17 | 200 | 7 C | 0258.0 | 0301.0 | 3.0 | 300 | - | 0 |
| 17 | 200 | 7 C | 0421.0 | 0424.0 | 4.0 | 80 | - | 0 |

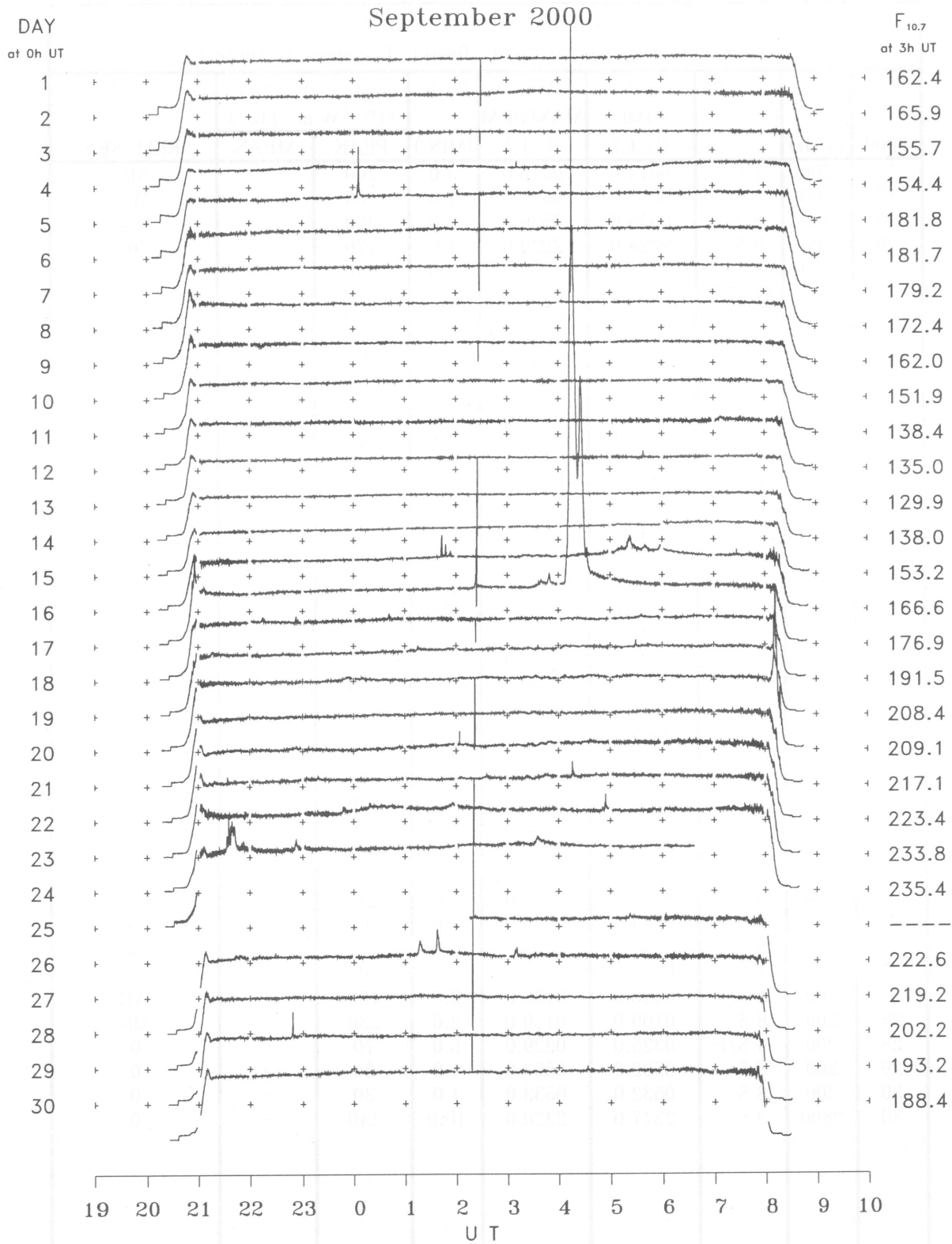
B. Solar Radio Emission
B2.Outstanding Occurrences at Hiraiso

Hiraiso

September 2000

| Single-frequency observations | | | | | | | | |
|---|----------------|--------|-------------------------|------------------------------|----------------|---|------|-----------------------------|
| Normal observing period: 2020 - 0840 U.T. (sunrise to sunset) | | | | | | | | |
| SEP. 2000 | FREQ. (MHz) | TYPE | START TIME (U.T.) | TIME OF MAXIMUM (U.T.) | DUR. (MIN.) | FLUX DENSITY ($10^{-22} \text{ W m}^{-2} \text{ Hz}^{-1}$) | | POLARIZATION REMARKS |
| | | | | | | PEAK | MEAN | |
| 17 | 200 | 7 C | 0514.0 | 0516.0 | 3.0 | 260 | - | MR |
| 17 | 500 | 8 S | 0515.0 | 0516.0 | 1.0 | 150 | - | WR |
| 18 | 500 | 8 S | 0528.0 | 0529.0 | 2.0 | 320 | - | WL |
| 20 | 200 | 8 S | 2228.0 | 2229.0 | 1.0 | 170 | - | 0 |
| 20 | 500 | 8 S | 2251.0 | 2252.0 | 2.0 | 40 | - | 0 |
| 21 | 500 | 42 SER | 0425.0 | 0429.0 | 21.0 | 40 | - | WL |
| 21 | 500 | 7 C | 0615.0 | 0616.0 | 5.0 | 110 | - | ML |
| 21 | 500 | 8 S | 0648.0 | 0649.0 | 1.0 | 80 | - | ML |
| 21 | 500 | 8 S | 2134.0 | 2134.0 | 1.0 | 120 | - | 0 |
| 21 | 200 | 8 S | 2134.0 | 2134.0 | 1.0 | 160 | - | 0 |
| 21 | 200 | 8 S | 2234.0 | 2235.0 | 1.0 | 80 | - | ML |
| 21 | 200 | 8 S | 2303.0 | 2304.0 | 1.0 | 40 | - | WL |
| 21 | 500 | 8 S | 2306.0 | 2306.0 | 1.0 | 200 | - | ML |
| 21 | 200 | 8 S | 2329.0 | 2329.0 | 1.0 | 70 | - | WR |
| 22 | 200 | 8 S | 0126.0 | 0127.0 | 1.0 | 30 | - | ML |
| 22 | 500 | 8 S | 0206.0 | 0206.0 | 1.0 | 70 | - | WR |
| 22 | 200 | 42 SER | 0241.0 | 0247.0 | 7.0 | 70 | - | 0 |
| 22 | 200 | 42 SER | 0413.0 | 0421.0 | 10.0 | 70 | - | |
| 22 | 200 | 42 SER | 0438.0 | 0513.0 | 72.0 | 180 | - | |
| 22 | 500 | 7 C | 0442.0 | 0442.0 | 2.0 | 70 | - | |
| 22 | 200 | 4 S/F | 0705.0 | 0706.0 | 2.0 | 40 | - | |
| 22 | 200 | 8 S | 2250.0 | 2250.0 | 1.0 | 50 | - | WL |
| 23 | 200 | 7 C | 0425.0 | 0432.0 | 9.0 | 130 | - | ML |
| 23 | 500 | 7 C | 0450.0 | 0554.0 | 11.0 | 370 | - | MR |
| 23 | 200 | 47 GB | 0450.0 | 0451.0 | 9.0 | 1130 | - | 0 |
| 23 | 200 | 8 S | 0504.0 | 0504.0 | 1.0 | 170 | - | ML |
| 23 | 200 | 42 SER | 0721.0 | 0729.0 | 16.0 | 240 | - | MR |
| 23 | 200 | 42 SER | 2126.0 | 2133.0 | 12.0 | 400 | - | 0 |
| 23 | 2800 | 7 C | 2133.0 | 2135.0 | 11.0 | 90 | - | 0 |
| 23 | 500 | 7 C | 2133.0 | 2136.0 | 11.0 | 480 | - | WR |
| 23 | 200 | 8 S | 2154.0 | 2156.0 | 2.0 | 240 | - | WL |
| 23 | 500 | 8 S | 2224.0 | 2224.0 | 1.0 | 40 | - | 0 |
| 23 | 200 | 8 S | 2237.0 | 2238.0 | 1.0 | 170 | - | 0 |
| 27 | 2800 | 1 S | 0136.0 | 0137.0 | 5.0 | 50 | - | 0 |
| 27 | 200 | 8 S | 0136.0 | 0138.0 | 3.0 | 180 | - | WR |
| 28 | 200 | 8 S | 0109.0 | 0110.0 | 2.0 | 230 | - | MR |
| 28 | 200 | 4 S/F | 0325.0 | 0329.0 | 5.0 | 70 | - | 0 |
| 29 | 200 | 8 S | 0502.0 | 0503.0 | 1.0 | 30 | - | 0 |
| 30 | 200 | 8 S | 0532.0 | 0533.0 | 1.0 | 30 | - | 0 |
| 30 | 2800 | 3 S | 2317.0 | 2320.0 | 10.0 | 140 | - | 0 |

B. Solar Radio Emission
 B3. Summary Plots of $F_{10.7}$ at Hiraïso



Note: A vertical grid space corresponds to a 100 sfu.
 Elevation angle range $\geq 6^\circ$.

IONOSPHERIC DATA IN JAPAN FOR SEPTEMBER 2000

F-621 Vol.52 No.9 (Not for Sale)

電離層月報 (2000年9月)

第52卷 第9号 (非売品)

2000年12月20日 印刷

2000年12月25日 発行

編集兼 郵政省通信総合研究所

発行所 〒184-8795 東京都小金井市貫井北町4丁目2-1

☎ (042) (327) 7 4 7 8 (直通)

Queries about "Ionospheric Data in Japan" should be forwarded to :
Communications Research Laboratory, Ministry of Posts and Telecommunications,
2-1 Nukui-Kitamachi 4-chome, Koganei-shi, Tokyo 184-8795 JAPAN