

IONOSPHERIC DATA IN JAPAN

FOR FEBRUARY 1996

VOL. 48 NO. 2

CONTENTS

| | |
|---|----|
| Preface | |
| Introduction | 1 |
| A. Ionosphere | |
| A1. Automatic Scaling | |
| Hourly Values at Wakkanai (f_oF2 , fEs and $fmin$) | 5 |
| Hourly Values at Kokubunji (f_oF2 , fEs and $fmin$) | 8 |
| Hourly Values at Yamagawa (f_oF2 , fEs and $fmin$) | 11 |
| Hourly Values at Okinawa (f_oF2 , fEs and $fmin$) | 14 |
| Summary Plots at Wakkanai | 17 |
| Summary Plots at Kokubunji | 25 |
| Summary Plots at Yamagawa | 33 |
| Summary Plots at Okinawa | 41 |
| Monthly Medians $h'F$ and $h'Es$ | 49 |
| Monthly Medians Plot of f_oF2 | 51 |
| A2. Manual Scaling | |
| Hourly Values at Kokubunji | 52 |
| f plot at kokubunji | 66 |
| B. Solar Radio Emission | |
| B1. Daily Data at Hiraiso | 75 |
| B2. Outstanding Occurrences at Hiraiso | 76 |
| B3. Summary Plots of $F_{10.7}$ at Hiraiso | 77 |
| C. Radio Propagation | |
| C1. H.F. Field Strength at Hiraiso | 78 |
| C2. Radio Propagation Quality Figures at Hiraiso | 80 |
| C3. Phase Variation in OMEGA Radio Waves at Inubo | 81 |
| C4. Sudden Ionospheric Disturbances | |
| a. Short Wave Fade-out (SWF) at Hiraiso | 83 |
| b. Sudden Phase Anomaly (SPA) at Inubo | 84 |



COMMUNICATIONS RESEARCH LABORATORY
 MINISTRY OF POSTS AND TELECOMMUNICATIONS
 TOKYO, JAPAN

INTRODUCTION

This Series contains data on ionosphere (I), solar radio emission (S) and radio propagation (P) obtained at the follow-

ing stations under the Communications Research Laboratory, Ministry of Posts and Telecommunications of Japan.

| Station | Geographic | | Geomagnetic | | Technical Method |
|-----------|------------|------------|-------------|-----------|-----------------------|
| | Latitude | Longitude | Latitude | Longitude | |
| Wakkanai | 45°23.5'N | 141°41.2'E | 35.3°N | 206.5° | Vertical Sounding (I) |
| Kokubunji | 35°42.4'N | 139°29.3'E | 25.5°N | 205.8° | Vertical Sounding (I) |
| Yamagawa | 31°12.1'N | 130°37.1'E | 20.4°N | 198.3° | Vertical Sounding (I) |
| Okinawa | 26°16.9'N | 127°48.4'E | 15.3°N | 196.0° | Vertical Sounding (I) |
| Hiraiso | 36°22.0'N | 140°37.5'E | 26.3°N | 206.8° | Radio Receiving (S,P) |
| Inubo | 35°42.2'N | 140°51.5'E | 25.6°N | 207.0° | Radio Receiving (P) |

A. IONOSPHERE

Ionospheric observations are carried out at the above four stations in Japan by means of vertical sounding using ionosondes. The ionosonde produces ionograms, which are recorded digitally on computer storage medium as well as graphically on 35 mm photographic film. The digitally-recorded ionograms are collected from each station by the central computer and reduced to numerical values and Summary Plots by the automatic processing system. The ionograms obtained at Kokubunji are manually scaled as well by experienced specialists to supplement automatically-scaled parameters.

A1. Automatic Scaling

Digital ionograms are automatically scaled by the pattern recognition method. The following five factors of ionospheric characteristics are published for the present. The reliability of these factors has been ascertained by comparison of the automatically-scaled parameters with the manually-scaled values of large amounts of test ionograms.

The published data consist of tabulations of hourly values of three factors (f_oF_2 , fEs , $fmin$) and monthly medians of two factors ($h'Es$, $h'F$), daily Summary Plots and monthly medians plot of f_oF_2 .

a. Characteristics of Ionosphere

| | |
|-----------------|---|
| f_oF_2 | Ordinary wave critical frequency for the F_2 layer |
| fEs | Highest frequency of the Es layer whether it may be ordinary or extraordinary |
| $fmin$ | Lowest frequency which shows vertical ionospheric reflections |
| $h'Es$ $h'F$ | Minimum virtual height on the ordinary wave for the Es and F layers, respectively |

b. Descriptive Letters

The following descriptive letters are used in the tables.

- A Impossible measurement because of the presence of a lower thin layer, for example Es (for f_oF_2).
- B Impossible measurement because of absorption in the vicinity of $fmin$.
- C Impossible measurement because of any failure in observation.
- G Impossible automatic scaling because of too small ionization density of the layer (for fEs).
- N Impossible automatic scaling because of complex echoes.
- Blank No digital record because of trouble in the automatic data processing system, but existence of film record.

c. Definitions of the CNT, MED, UQ and LQ

Median count (CNT) is the number of numerical values from which the median has been computed. In addition to numerical values, the count may include a descriptive letter G.

Median (MED) is defined as the middle value when the numerical values are arranged in order of magnitude, or the average of the two middle values if there is an even number of values.

Upper quartile (UQ) is the median value of the upper half of the values when they are ranked according to magnitude; the **lower quartile** (LQ) is the median value of the lower half.

If CNT is less than 10, there are blank spaces left.

d. Reliability of Automatic Scaling

The results of the comparison between automatically-scaled values and manually-scaled ones showed that hourly values of f_oF_2 , fEs and $fmin$ were scaled within a difference of 1 MHz from about 90, 90 and 99%, respectively of the test ionograms.

e. Summary Plot

Daily Summary Plots which are made from quarter-hourly digital ionograms are published to present general ionosphere conditions. The upper and middle parts of a Summary Plot show the diurnal variation of the frequency range of the echoes reflected from the F and E regions, respectively. The two solid arcing lines indicate the predicted values of f_xE and f_oE calculated by the method described in the CCIR report 340. The lower part shows the diurnal variation of the virtual height where the echo traces become horizontal.

A2. Manual Scaling

The published data consist of tabulations of hourly values of the ionospheric characteristics and figures of daily f -plot.

All symbols and terminology in the tables or figures of ionospheric data are used in accordance with the "URSI Handbook of Ionogram Interpretation and Reduction (Second Edition) 1972" and its revision of chapters 1-4, published in July 1978.

a. Characteristics of Ionosphere

| | |
|---|--|
| f_xl | Top frequency of spread F trace |
| f_oF_2 f_oF_1 f_oE f_oEs | Ordinary wave critical frequency for the F_2, F_1, E and Es including particle E layers, respectively |
| $fbEs$ | Blanketing frequency of the Es layer, e.g. the lowest ordinary wave frequency visible through Es |
| $fmin$ | Lowest frequency which shows vertical ionospheric reflections |
| $M(3000)F_2$ $M(3000)F_1$ | Maximum usable frequency factor for a path of 3000 km for transmission by F_2 and F_1 layers, respectively |
| $h'F_2$ $h'F$ $h'E$ $h'Es$ | Minimum virtual height on the ordinary wave for the F_2, F, E and Es layers, respectively |
| Types of Es | See below b.(iii) |

b. Symbols

(i) Descriptive Letters

The following letters are entered after, or used to replace a numerical value on the monthly tabulation sheets, if necessary.

- A Measurement influenced by, or impossible because of, the presence of a lower thin layer, for example *Es*.
- B Measurement influenced by, or impossible because of, absorption in the vicinity of *fmin*.
- C Measurement influenced by, or impossible because of, any non-ionospheric reason.
- D Measurement influenced by, or impossible because of, the upper limit of the normal frequency range in use.
- E Measurement influenced by, or impossible because of, the lower limit of the normal frequency range in use.
- F Measurement influenced by, or impossible because of, the presence of spread echoes.
- G Measurement influenced or impossible because the ionization density of the layer is too small to enable it to be made accurately.
- H Measurement influenced by, or impossible because of, the presence of a stratification.
- K Presence of particle *E* layer.
- L Measurement influenced or impossible because the trace has no sufficiently definite cusp between layers.
- M Interpretation of measurement questionable because the ordinary and extraordinary components are not distinguishable.
- N Conditions are such that the measurement cannot be interpreted.
- O Measurement refers to the ordinary component.
- P Man-made perturbations of the observed parameter; or spur type spread *F* present.
- Q Range spread present.
- R Measurement influenced by, or impossible because of, attenuation in the vicinity of a critical frequency.
- S Measurement influenced by, or impossible because of, interference or atmospheric.
- T Value determined by a sequence of observations, the actual observation being inconsistent or doubtful.
- V Forked trace which may influence the measurement.
- W Measurement influenced or impossible because the echo lies outside the height range recorded.
- X Measurement refers to the extraordinary component.
- Y Lacuna phenomena, severe layer tilt.
- Z Third magneto-electronic component present.

(ii) Qualifying Letters

The following letters are entered in the first column before a numerical value on the monthly tabulation sheets, if necessary.

- A Less than. Used only when *fEs* is deduced from *fEs* because total blanketing of higher layer is present.
- D Greater than.
- E Less than.
- I Missing value has been replaced by an interpolated value.
- J Ordinary component characteristic deduced from the extraordinary component.

M Mode interpretation uncertain.

O Extraordinary component characteristic deduced from the ordinary component. (Used for x-characteristics only.)

T Value determined by a sequence of observations, the actual observation being inconsistent or doubtful.

U Uncertain or doubtful numerical value.

Z Measurement deduced from the third magneto-electronic component.

(iii) Description of Types of *Es*

When more than one type of *Es* trace are present on the ionogram, the type for the trace used to determine *foEs* must be written first. The number of multiple trace is indicated after the type letter.

The types are:

- f An *Es* trace which shows no appreciable increase of height with frequency.
- I A flat *Es* trace at or below the normal *E* layer minimum virtual height or below the particle *E* layer minimum virtual height.
- c An *Es* trace showing a relatively symmetrical cusp at or below *foE*. (Usually a daytime type.)
- h An *Es* trace showing a discontinuity in height with the normal *E* layer trace at or above *foE*. The cusp is not symmetrical, the low frequency end of the *Es* trace lying clearly above the high frequency end of the normal *E* trace. (Usually a daytime type.)
- q An *Es* trace which is diffuse and non-blanketing over a wide frequency range.
- r An *Es* trace showing an increase in virtual height at the high frequency end similar to group retardation.
- a An *Es* trace having a well-defined flat or gradually rising lower edge with stratified and diffuse traces present above it.
- s A diffuse *Es* trace which rises steadily with frequency and usually emerges from another type *Es* trace.
- d A weak diffuse trace at heights below 95 km associated with high absorption and large *fmin*.
- n The designation 'n' is used to denote an *Es* trace which cannot be classified into one of the standard types.
- k The designation 'k' is used to show the presence of particle *E*. When *foEs* > *foE* (particle *E*) the *Es* type precedes k.

c. Definitions of the CNT, MED, UQ and LQ

Median count (CND) is the number of values from which the median has been computed. In addition to numerical values, the count may include certain descriptive letters.

Median (MED) is the middle value when the numerical values are arranged in order of magnitude, or the average of the two middle values if there is an even number of values.

Upper quartile (UQ) is the median value of the upper half of the values when they are ranked according to magnitude; *the lower quartile* (LQ) is the median value of the lower half.

B. SOLAR RADIO EMISSION

Solar radio observations at 200, 500 and 2800 MHz are carried out at Hiraiso. The observation equipment consists of two parabolic antennas, one with 10-meter diameter for 200 MHz measurements and one with 2-meter diameter for 500 and 2800 MHz measurements. Observations are continuously carried out almost from sunrise to sunset.

B1. Daily Data at Hiraiso

The three-hourly mean and daily mean values of the solar radio emission intensities are tabulated separately for 200 and 500 MHz measurements. The intensities are expressed by the flux density in $10^{-22} \text{ Wm}^{-2} \text{ Hz}^{-1}$ unit.

The table for 200 MHz measurements also presents the variability indices defined by the number of impulsive radio bursts within the three-hour intervals as follows:

- 0 quiet or no burst,
- 1 a few bursts,

2 many bursts,

3 very many bursts.

The daily variability index is defined as the daily mean of three-hourly indices.

The following symbols are used in the tables, when interference or radio bursts prevented measuring the base-level flux densities or determining the variability indices:

* Measurement impossible because of interference.

B Measurement impossible because of bursts. Daily data within parentheses mean that the observation time does not exceed one third of the period.

B2. Outstanding Occurrences at Hiraiso

The table is a list of outstanding occurrences of solar radio emission bursts observed at 200, 500 and 2800 MHz during a month.

Listed in the table are the date, frequencies, the type of event, the start time and the time of maximum, both in U.T. expressed in hours, minutes and tenths of a minute, the duration in minutes, the peak and mean flux densities in $10^{-22} \text{ Wm}^{-2} \text{ Hz}^{-1}$ unit, and the polarization.

The type of event is expressed by a combination of a numerical code and a letter symbol in accordance with the "Descriptive Text of Solar Geophysical Data, NOAA" as defined by H. Tanaka in the "Instruction Manual for Monthly Report of Solar Radio Emission, WDC-C2" in January 1975:

| SGD Code | Letter Symbol | Morphological Classification |
|----------|---------------|------------------------------|
| 1 | S | Simple 1 |
| 2 | S/F | Simple 1F |
| 3 | S | Simple 2 |
| 4 | S/F | Simple 2F |
| 5 | S | Simple |
| 6 | S | Minor |
| 7 | C | Minor ⁺ |
| 8 | S | Spike |
| 20 | GRF | Simple 3 |
| 21 | GRF | Simple 3A |
| 22 | GRF | Simple 3F |
| 23 | GRF | Simple 3AF |
| 24 | R | Rise |
| 25 | R | Rise A |
| 26 | FAL | Fall |
| 27 | RF | Rise and Fall |
| 28 | PRE | Precursor |
| 29 | PBI | Post Burst Increase |
| 30 | PBI | Post Burst Increase A |
| 31 | ABS | Post Burst Decrease |
| 32 | ABS | Absorption |
| 40 | F | Fluctuations |

| SGD Code | Letter Symbol | Morphological Classification |
|----------|---------------|------------------------------|
| 41 | F | Group of Bursts |
| 42 | SER | Series of Bursts |
| 43 | NS | Onset of Noise Storm |
| 44 | NS | Noise Storm in progress |
| 45 | C | Complex |
| 46 | C | Complex F |
| 47 | GB | Great Burst |
| 48 | C | Major |
| 49 | GB | Major ⁺ |

The polarization is expressed by the polarization degree and sense as follows:

| | |
|-----------|---|
| R or L | right- or left-handed polarization, |
| W, M or S | weak, moderate or strong polarization, |
| 0 | almost zero or unable to detect polarization due to small increase of flux, |
| 00 | polarization degree of less than 1 percent. |

One of the following symbols may be attached after numerical values, if necessary.

| | |
|---|------------------------------|
| D | greater than, or later than, |
| E | less than or earlier than, |
| U | approximate, or uncertain. |

B3. Summary Plots of $F_{10.7}$ at Hiraiso

The 10.7 cm solar radio flux at Hiraiso is plotted over a one month period. The 10.7 cm flux ($F_{10.7}$) is determined by adjusting the 10.7 cm radio flux measured at Hiraiso to the Pentinction 10.7 cm radio flux. The figure on the right-hand side shows the $F_{10.7}$ index estimated at Hiraiso.

C. RADIO PROPAGATION

C1. H.F. Field Strength at Hiraiso

Field strength observation of 15 MHz standard waves transmitted from WWV and WWVH stations which are located respectively at Fort Collins, Colorado and Kauai, Hawaii, is carried out at Hiraiso. In order to avoid interference among the same frequency waves, the upper sideband of WWV or WWVH with the audio tone 600 Hz is picked up by the use of a narrow band-pass filter with 80 Hz bandwidth. Particulars of the transmitters and the receiver are summarized in the following table.

The tabulated *field strength* expressed in dB above one microvolt per meter is the average of quasi-peak values of the incident upper sideband field intensity for 45 seconds after the universal time indicated on the table. Abbreviated symbols are as follows:

| | |
|-----|--|
| CNT | number of observed values, |
| MED | median, |
| UD | value of the uppermost decile when they are ranked according to magnitude, |
| LD | value of the lowest decile when they are ranked according to magnitude, |
| U | uncertain, |
| E | less than, |

| | |
|---|---|
| C | influenced by, or impossible because of, any artificial accident, |
| S | influenced by, or impossible because of, interferences or atmospherics. |

C2. Radio Propagation Quality Figures at Hiraiso

The tabulated six-hourly quality figures are calculated for standard waves WWV transmitted from Fort Collins and WWVH transmitted from Kauai.

Quality figures expressing radio propagation conditions range over five grades as follows:

| | |
|---|----------------------------|
| 1 | very poor(very disturbed), |
| 2 | poor(disturbed), |
| 3 | rather poor(unstable), |
| 4 | normal, |
| 5 | good. |

Whole day quality figure ranged in grades of 1o, 1+, 2-, 2o, 2+, 3-, 3o, 3+, 4-, 4o, 4+, 5-, 5o stands for an average of six-hourly quality figures of the two circuits. Abbreviated symbols are as follows:

| | |
|---|-------------------------|
| C | artificial accident, |
| S | propagational accident, |
| U | inaccurate. |

| Characteristics | Transmitter | | Receiver |
|------------------------|------------------------|------------------------|--------------------------|
| Station Call | WWV | WWVH | |
| Location | Fort Collins, Colorado | Kauai, Hawaii | Hiraiso, Ibaraki |
| latitude | 40°41'N | 22°00'N | 36°22'N |
| longitude | 105°02'W | 159°46'W | 140°38'E |
| Distance | 9150 km | 5910 km | -- |
| Carrier Power | 10 kW | 10 kW | -- |
| Power in each sideband | 625 W | 625 W | -- |
| Modulation | 50 % | 50 % | -- |
| Antenna | $\lambda / 2$ vertical | $\lambda / 2$ vertical | 4.5 m vertical rod |
| Bandwidth | -- | -- | 80 Hz for upper sideband |
| Calibration | -- | -- | Every hour |

The column of conditions presents a record of the forecast of *radio propagation conditions* which is applicable to forthcoming 12 hours and broadcast six times par hour from JJY (Japan Standard Wave) staion. The conditions are denoted as follows:

N normal,
U unstable,
W disturbed.

Data on *geomagnetic storms* which are often correlated with radio propagation disturbances are tabulated based on reports from observation at Kakioka Magnetic Observatory, Japan Meteorological Agency. *Time* (U.T.) is expressed in hours and minutes (or tenths of an hour) , and *range* in nanotesla. When they are uncertain quantitatively, /'s are used to replace the numerical values. Continuation of a geomagnetic storm is denoted by ---.

C3. Phase Variation in OMEGA Radio Waves at Inubo

The phase values of eight OMEGA radio signals as received at Inubo are depicted for an interval of one month, along with the phase deviation defined as a deviation from a value averaged over the six quietest day within the month. Particulars of the received signals are given in the table below.

In each of the four panels of the figure, the phase (ϕ) is shown in the lower part and the phase deviation ($\Delta\phi$) is shown in the upper part. The phase data are sampled every 30 min, so the curves of the phase and phase deviation are composed of 48 data points per day. The phase delay is measured as a positive value.

The polar cap phase anomaly (PCPA) caused by the solar protons are well detected on the Norway signal. The start, end and maximum times of the PCPA are listed in the table next to the figure, where the times are expressed as day / hour & minute in U.T.. The maximum phase deviation in the list is defined as a phase advance (negative values in the figure) in degrees.

C4. Sudden Ionospheric Disturbances

a. Short Wave Fade-out (SWF) at Hiraiso

The table of short wave fade-out (SWF) is prepared from the record of field intensities measured at Hiraiso.

Drop-out intensities of the 10 MHz, the 20 MHz, and the

25 MHz waves are respectively distinguished by marks ' , ' ' , and ' ' ' from those of the 15 MHz wave for WWV and WWVH. Values of *start*, *duration*, *type*, and *importance* are obtained from data of the circuit whose drop-out intensity in dB is underlined as xx. When these quantities could not be determined accurately, they are accompanied by one of the following symbols.

D greater than,
E less than,
U uncertain or doubtful.

Types of fade-out are as follows:

S sudden drop-out and gradual recovery,
SL slow drop-out taking 5 to 15 minutes and gradual recovery,
G gradual and irregular in both drop-out and recovery.

Importance of fade-out is scaled according to its amplitude into nine ascending grades as 1-, 1, 1+, 2-, 2, 2+, 3-, 3, 3+.

Correspondence of solar optical and X-ray flares, and solar radio burst to SWF is marked by X, being determined with data from interchange messages of IUWDS and observations at Hiraiso.

In table (a) SWF, *date* indicates the day to which the *start-time* of the event belongs.

b. Sudden Phase Anomaly (SPA) at Inubo

Data of sudden phase anomaly (SPA) are prepared from the records of phase measurement of VLF radio waves received at Inubo. The transmitting stations are listed in the following table.

Phase advance is shown in unit of degree at its maximum stage. No transmission or no reception during the period is indicated by -, an indistinguishable record is spaced out, and a multi-peak event is marked by *. The most remarkable or distinct phase advance is underlined and listed in the column of *Time*.

In table (b) SPA, *date* indicates the day to which the *start-time* of the event belongs.

The following letters may be attached to the value, if necessary.

D greater than,
E less than,
U uncertain or doubtful.

| Transmitting Stations | | | | | | |
|-----------------------|--------------------------------------|----------|-----------|--------------------|----------------------------|------------------------------------|
| Name | Location (Geographic Coordinates) | | Call Sign | Frequency (kHz) | Radiation Power (kW) | Arc Distance from Inubo (km) |
| Norway | 66°25'N | 013°08'E | Ω / N | 13.6 | 10 | 7820 |
| Liberia | 06°18'N | 010°40'W | Ω / L | 13.6 | 10 | 14480 |
| Hawaii | 21°24'N | 157°50'W | Ω / H | 13.6 | 10 | 6100 |
| North Dakota | 46°22'N | 098°20'W | Ω / ND | 13.6 | 10 | 9140 |
| La Reunion | 20°58'S | 055°17'E | Ω / LR | 13.6 | 10 | 10970 |
| Argentina | 43°03'S | 065°11'W | Ω / AR | 13.6 | 10 | 17640 |
| Australia | 38°29'S | 146°56'E | Ω / AU | 13.6 | 10 | 8270 |
| Japan | 34°37'N | 129°27'E | Ω / J | 13.6 | 10 | 1040 |
| North West Cape | 21°49'S | 114°10'E | NWC | 22.3 | 1000 | 6990 |

HOURLY VALUES OF f_oF₂ AT WAKKANAI
 FEB. 1996
 LAT. 45.4N LON. 141.7E SWEEP 1MHz TO 25MHz AUTOMATIC SCALING

| H D | 00 | 01 | 02 | 03 | 04 | 05 | 06 | 07 | 08 | 09 | 10 | 11 | 12 | 13 | 14 | 15 | 16 | 17 | 18 | 19 | 20 | 21 | 22 | 23 | | |
|--------|----|----|----|----|----|----|----|----|----|----|----|----|----|----|----|----|----|----|----|----|----|----|----|----|----|----|
| 1 | 38 | 35 | 32 | 28 | 29 | 26 | 26 | 38 | | 52 | 54 | 60 | 57 | 58 | 66 | 58 | 48 | 37 | 31 | 35 | | 35 | 31 | 31 | | |
| 2 | 31 | 35 | 29 | 30 | 31 | 35 | 30 | 38 | 57 | | 56 | 54 | 62 | A | 58 | 60 | 52 | 40 | | 38 | 38 | | 39 | 36 | | |
| 3 | 35 | | 40 | 30 | 30 | 32 | 31 | 42 | 56 | 61 | 68 | | A | 54 | 54 | 55 | | 38 | 35 | | 31 | 28 | 38 | 30 | | |
| 4 | 35 | 35 | 29 | 29 | 35 | 29 | 26 | 35 | 44 | 52 | | 52 | | A | 52 | 56 | 57 | | N | N | | 35 | N | 35 | 29 | |
| 5 | 32 | 28 | 26 | 25 | 26 | 29 | N | 38 | | 56 | 60 | N | N | A | 62 | 58 | 48 | | A | | | 25 | 30 | 35 | 28 | |
| 6 | 28 | 31 | 29 | 29 | 28 | 28 | B | 35 | 54 | 52 | 61 | 69 | 60 | A | 54 | 60 | 40 | 31 | | B | | 29 | 29 | 29 | 31 | 29 |
| 7 | 29 | 26 | 29 | 36 | | 30 | 28 | 31 | 40 | 48 | 49 | 61 | | 39 | 58 | 62 | | 28 | | N | | 26 | 29 | 36 | 30 | 29 |
| 8 | 28 | 25 | 28 | 25 | 26 | 29 | 35 | | 55 | 53 | 63 | 66 | 60 | 64 | 55 | | 51 | | N | | 32 | 35 | 35 | 35 | 29 | |
| 9 | 32 | 28 | 29 | 29 | 35 | | N | 31 | | 55 | 53 | 60 | 58 | 68 | 67 | 60 | N | | B | | | 28 | 29 | 40 | 35 | |
| 10 | 29 | 30 | 30 | 32 | 30 | 25 | 26 | 35 | 26 | 56 | 54 | 49 | 59 | A | 39 | 60 | 59 | 40 | 35 | | N | N | | 29 | 26 | 29 |
| 11 | 24 | 28 | 31 | 30 | 25 | 28 | N | 38 | 54 | A | A | 80 | | 67 | 68 | 61 | 61 | | 29 | 26 | 35 | 29 | 38 | 35 | | |
| 12 | 30 | 35 | 34 | 28 | 35 | 28 | 30 | 38 | 31 | A | A | 70 | | 64 | 56 | 58 | 52 | | A | | 29 | 31 | 35 | 30 | 35 | |
| 13 | 35 | 41 | 35 | 30 | 32 | 32 | 29 | 28 | 44 | 56 | A | 36 | 63 | 63 | 57 | 57 | 57 | 57 | 30 | 29 | 34 | 29 | 32 | 31 | | |
| 14 | 28 | 29 | 28 | 28 | 29 | 29 | B | 35 | 50 | 50 | 53 | 56 | 61 | 68 | 74 | 63 | 53 | 38 | 30 | 35 | 32 | 31 | 26 | 35 | | |
| 15 | 31 | 28 | 28 | 30 | 30 | | N | 32 | 57 | 39 | | 58 | 58 | 70 | 56 | 58 | 57 | | A | | | 28 | 25 | 28 | 27 | |
| 16 | 29 | 28 | 29 | 29 | 28 | B | N | 41 | 40 | 56 | A | 52 | 61 | 62 | 61 | 61 | 59 | A | A | A | N | | 29 | 35 | 35 | |
| 17 | 29 | 31 | 34 | 30 | 31 | 29 | B | 35 | | 54 | 67 | A | 68 | 62 | | 56 | 52 | | 38 | 35 | 29 | 30 | 41 | 38 | | |
| 18 | 32 | 40 | 36 | 48 | 47 | | 35 | 36 | 37 | 52 | 61 | 60 | 57 | 64 | 55 | 60 | 54 | 44 | | 35 | 35 | 35 | 37 | 35 | | |
| 19 | 35 | 35 | 34 | 30 | 30 | 29 | 28 | 48 | 51 | 52 | 54 | 60 | 66 | 61 | 56 | 53 | 54 | 45 | 30 | 28 | 29 | 30 | 35 | 29 | | |
| 20 | 35 | 41 | 35 | 37 | 32 | 35 | 29 | 34 | 53 | 56 | 56 | 58 | 61 | | 54 | 50 | 55 | 51 | 29 | 26 | 28 | 30 | 35 | 35 | | |
| 21 | 35 | 35 | 28 | 29 | 38 | N | N | 34 | 55 | 57 | 56 | 56 | 58 | 62 | 63 | 53 | 56 | | 34 | 29 | | 28 | 29 | 29 | | |
| 22 | 31 | 30 | 28 | 34 | 31 | 30 | N | 37 | | A | 50 | A | 60 | 64 | 68 | 51 | 54 | 47 | 31 | 29 | A | 22 | 29 | 35 | | |
| 23 | 29 | 30 | 35 | 28 | 29 | 28 | 23 | 25 | | A | 49 | | | 62 | A | 59 | 53 | | A | B | | 35 | 30 | 35 | 35 | |
| 24 | 35 | 32 | 34 | 28 | 32 | 28 | B | 48 | 68 | 60 | 67 | 60 | 70 | 78 | | 66 | 59 | 50 | A | A | | 35 | N | A | 35 | |
| 25 | 29 | 38 | 30 | 30 | 34 | 35 | N | 38 | | 54 | 60 | 61 | 66 | 68 | 68 | 71 | 60 | 52 | | A | | 32 | 28 | 34 | 28 | |
| 26 | 29 | 28 | 35 | 28 | 28 | 26 | 26 | 38 | 61 | 54 | 63 | 60 | 72 | 68 | 64 | 54 | 60 | 56 | 35 | 30 | 32 | 28 | 35 | 32 | | |
| 27 | 35 | 38 | | | 41 | 32 | 29 | | 54 | 58 | 66 | A | | 59 | 55 | 51 | 62 | 60 | 32 | 30 | 30 | 32 | 35 | 30 | | |
| 28 | 32 | 32 | 35 | 35 | 35 | 29 | | 48 | 55 | 55 | 54 | 63 | 55 | 67 | 54 | 60 | 67 | 55 | 34 | 29 | 30 | 35 | 26 | 29 | | |
| 29 | 36 | 35 | 28 | 28 | 29 | 29 | 28 | 44 | 59 | 56 | 49 | 49 | 57 | 67 | A | A | 56 | 54 | | 26 | 29 | A | A | 29 | | |
| 30 | | | | | | | | | | | | | | | | | | | | | | | | | | |
| 31 | | | | | | | | | | | | | | | | | | | | | | | | | | |
| | 00 | 01 | 02 | 03 | 04 | 05 | 06 | 07 | 08 | 09 | 10 | 11 | 12 | 13 | 14 | 15 | 16 | 17 | 18 | 19 | 20 | 21 | 22 | 23 | | |
| CNT | 29 | 28 | 28 | 28 | 28 | 24 | 16 | 27 | 22 | 24 | 23 | 23 | 21 | 23 | 25 | 27 | 26 | 19 | 14 | 19 | 24 | 25 | 27 | 29 | | |
| MED | 31 | 32 | 30 | 30 | 30 | 29 | 28 | 37 | 54 | 54 | 56 | 60 | 60 | 64 | 57 | 58 | 56 | 45 | 32 | 29 | 31 | 30 | 35 | 31 | | |
| U Q | 35 | 35 | 34 | 30 | 34 | 31 | 30 | 38 | 56 | 56 | 63 | 61 | 64 | 68 | 65 | 60 | 59 | 54 | 35 | 35 | 35 | 33 | 35 | 35 | | |
| L Q | 29 | 28 | 28 | 28 | 29 | 28 | 26 | 34 | 44 | 52 | 53 | 54 | 58 | 62 | 54 | 55 | 52 | 38 | 30 | 28 | 29 | 28 | 30 | 29 | | |

HOURLY VALUES OF fEs AT WAKKANAI

FEB. 1996

LAT. 45.4N LON. 141.7E SWEEP 1MHz TO 25MHz AUTOMATIC SCALING

| H D | 00 | 01 | 02 | 03 | 04 | 05 | 06 | 07 | 08 | 09 | 10 | 11 | 12 | 13 | 14 | 15 | 16 | 17 | 18 | 19 | 20 | 21 | 22 | 23 |
|--------|----|----|----|----|----|----|----|----|----|----|----|----|----|----|----|----|----|----|----|----|----|----|----|----|
| 1 | G | G | G | G | G | G | G | G | G | | 26 | 23 | 29 | 26 | 34 | 46 | 37 | G | G | G | G | G | G | G |
| 2 | G | G | G | G | G | G | G | 24 | 30 | | 26 | 30 | 32 | 32 | 34 | 31 | 29 | G | | G | G | G | G | G |
| 3 | G | G | G | G | G | G | G | G | | 28 | 31 | 36 | 44 | 34 | 33 | 31 | G | 28 | G | G | G | G | G | G |
| 4 | G | G | G | G | G | G | G | G | 28 | 33 | 30 | 32 | | 34 | 39 | 30 | G | G | 24 | | 29 | 37 | G | G |
| 5 | G | G | G | G | G | G | G | | 35 | 32 | 42 | | 34 | 36 | | 31 | 30 | 26 | 40 | | 28 | | G | G |
| 6 | G | G | G | G | G | G | B | 26 | 28 | N | 40 | 29 | 27 | 28 | 26 | 22 | G | G | B | G | G | G | G | G |
| 7 | G | G | | G | | G | G | | G | | 28 | 27 | | 27 | 26 | 22 | 23 | 28 | | G | | 25 | G | G |
| 8 | G | 27 | | G | G | G | G | G | 29 | 27 | 33 | 40 | 35 | 30 | 26 | | G | 25 | | G | G | G | G | G |
| 9 | G | G | | G | G | G | G | 25 | | 30 | 30 | 34 | 29 | 27 | 25 | 24 | 25 | 26 | B | G | G | G | G | G |
| 10 | G | G | G | G | G | G | G | | 26 | 34 | 34 | 32 | 28 | 28 | 27 | 27 | G | G | G | G | G | G | G | G |
| 11 | 29 | G | G | G | G | G | G | 29 | 33 | | | 42 | 33 | 31 | 26 | 30 | G | G | G | G | G | G | | G |
| 12 | 28 | 26 | | G | G | G | | 27 | | 25 | 31 | 24 | 32 | 29 | 39 | 24 | 34 | | | 27 | | G | G | G |
| 13 | G | G | | G | G | G | G | | 23 | 26 | 29 | 34 | 31 | 29 | 27 | 25 | G | G | G | G | | 28 | | 25 |
| 14 | G | G | G | G | 28 | G | B | G | 38 | 25 | 28 | 30 | 28 | 31 | 30 | 30 | 28 | | G | G | G | G | G | G |
| 15 | G | G | | G | G | G | G | | 33 | 30 | 34 | 35 | 33 | 34 | 26 | 27 | G | | | 28 | | G | G | 32 |
| 16 | 33 | 25 | 32 | 25 | 24 | B | G | 28 | 31 | 43 | 40 | 39 | 31 | 33 | 29 | 28 | 38 | 38 | 25 | 32 | G | G | G | G |
| 17 | G | G | G | G | G | G | B | 26 | 26 | 30 | 33 | 34 | 35 | 27 | 25 | 27 | 34 | 27 | | 27 | | G | G | G |
| 18 | G | G | G | G | G | G | G | G | 24 | 27 | 29 | 27 | 28 | 35 | 32 | 27 | 29 | G | G | G | | 29 | G | G |
| 19 | G | G | G | G | G | G | G | G | 21 | 32 | 31 | 32 | 28 | 21 | 29 | 32 | 34 | 24 | | G | G | G | G | G |
| 20 | G | G | G | G | G | G | G | G | 30 | 29 | 30 | 30 | 31 | | 27 | 30 | | G | G | G | G | G | G | G |
| 21 | G | G | G | G | G | G | G | 28 | 30 | 26 | 30 | 29 | 28 | 28 | 30 | 39 | 24 | | G | G | | G | G | G |
| 22 | G | G | G | 28 | G | G | G | 29 | 28 | 32 | 29 | 34 | 41 | 44 | 42 | 36 | 24 | G | G | G | | 36 | 23 | 28 |
| 23 | 28 | G | G | G | G | G | G | 31 | 35 | 34 | 40 | | | 44 | 38 | 36 | 36 | 36 | 28 | B | | G | G | G |
| 24 | G | G | G | G | G | G | B | G | 32 | 42 | 29 | 32 | 51 | 36 | 30 | 33 | 34 | 27 | | 30 | 27 | 27 | 29 | 31 |
| 25 | G | G | G | 28 | G | 26 | 27 | G | 29 | 32 | 33 | 27 | 26 | 31 | 31 | 28 | 40 | G | G | 31 | 24 | | G | G |
| 26 | G | G | G | G | G | 27 | G | G | | 30 | 34 | 28 | 30 | 29 | 29 | 26 | G | G | G | G | G | G | G | G |
| 27 | G | G | G | G | G | G | G | | 24 | 29 | 28 | 28 | | 29 | 29 | 26 | 28 | | G | G | G | G | G | G |
| 28 | 29 | G | G | G | G | G | | 30 | 28 | 30 | 34 | 41 | 39 | 30 | 58 | 34 | 24 | 24 | | G | G | G | G | G |
| 29 | G | G | G | G | G | G | G | G | | 32 | 33 | 43 | 34 | 24 | 38 | | 29 | G | G | | 28 | | 27 | 35 |
| 30 | | | | | | | | | | | | | | | | | | | | | | | | |
| 31 | | | | | | | | | | | | | | | | | | | | | | | | |
| | 00 | 01 | 02 | 03 | 04 | 05 | 06 | 07 | 08 | 09 | 10 | 11 | 12 | 13 | 14 | 15 | 16 | 17 | 18 | 19 | 20 | 21 | 22 | 23 |
| CNT | 29 | 29 | 27 | 29 | 28 | 27 | 24 | 25 | 26 | 24 | 28 | 27 | 25 | 29 | 28 | 27 | 28 | 26 | 24 | 25 | 28 | 29 | 28 | 29 |
| MED | G | G | G | G | G | G | G | G | 28 | 30 | 31 | 32 | 31 | 30 | 30 | 30 | 26 | G | G | G | G | G | G | G |
| U Q | G | G | G | G | G | G | G | 27 | 31 | 32 | 34 | 35 | 34 | 34 | 34 | 32 | 34 | 26 | G | G | 24 | G | G | G |
| L Q | G | G | G | G | G | G | G | G | 24 | 27 | 29 | 28 | 28 | 27 | 26 | 26 | G | G | G | G | G | G | G | G |

HOURLY VALUES OF fmin AT WAKKANAI

FEB. 1996

LAT. 45.4N LON. 141.7E SWEEP 1MHz TO 25MHz AUTOMATIC SCALING

| $\begin{matrix} H \\ D \end{matrix}$ | 00 | 01 | 02 | 03 | 04 | 05 | 06 | 07 | 08 | 09 | 10 | 11 | 12 | 13 | 14 | 15 | 16 | 17 | 18 | 19 | 20 | 21 | 22 | 23 | |
|--------------------------------------|----|----|----|----|----|----|----|----|----|----|----|----|----|----|----|----|----|----|----|----|----|----|----|----|----|
| 1 | 15 | 15 | 15 | 15 | 15 | 14 | 16 | 16 | 21 | 15 | 16 | 15 | 15 | 15 | 16 | 16 | 15 | 15 | 17 | 16 | 17 | 16 | 15 | 16 | |
| 2 | 15 | 16 | 15 | 15 | 15 | 16 | 15 | 16 | 16 | | 15 | 16 | 16 | 16 | 15 | 15 | 15 | 15 | | 16 | 16 | 15 | 15 | 16 | |
| 3 | 15 | 15 | 15 | 15 | 16 | 16 | 15 | 17 | 18 | 18 | 15 | 15 | 15 | 16 | 16 | 15 | 21 | 15 | 16 | 15 | 16 | 15 | 15 | 15 | |
| 4 | 15 | 15 | 15 | 15 | 15 | 15 | 15 | 15 | 16 | 15 | 15 | 15 | | 16 | 15 | 15 | 20 | 15 | 22 | 16 | 15 | 16 | 16 | 15 | |
| 5 | 16 | 15 | 15 | 15 | 15 | 15 | 17 | 17 | 17 | 16 | 16 | 16 | 15 | 16 | 15 | 15 | 15 | 15 | 15 | | 15 | 15 | 15 | 16 | |
| 6 | 15 | 15 | 15 | 15 | 15 | 15 | B | 17 | 16 | 16 | 15 | 15 | 16 | 16 | 16 | 15 | 17 | 15 | B | 15 | 17 | 15 | 15 | 15 | |
| 7 | 16 | 15 | 15 | 15 | | 15 | 15 | 16 | 23 | 16 | 16 | 16 | | 16 | 16 | 16 | 22 | 15 | | 17 | 17 | 15 | 15 | 16 | |
| 8 | 15 | 15 | 15 | 15 | 15 | 15 | 15 | 16 | 18 | 16 | 16 | 16 | 16 | 16 | 18 | | 20 | 15 | 20 | 18 | 15 | 15 | 15 | 15 | |
| 9 | 15 | 15 | 16 | 15 | 15 | 15 | 17 | 17 | | 17 | 16 | 16 | 16 | 16 | 17 | | 18 | 15 | B | 20 | 16 | 15 | 15 | 15 | |
| 10 | 15 | 16 | 15 | 16 | 16 | 16 | 16 | 16 | 16 | 15 | 16 | 16 | 16 | 16 | 15 | 15 | 18 | 15 | 15 | 15 | 15 | 18 | 15 | 16 | 15 |
| 11 | 15 | 15 | 15 | 14 | 15 | 16 | 18 | 15 | 14 | 15 | 15 | 16 | 16 | 16 | 16 | 15 | 17 | 15 | 17 | 17 | 17 | 16 | 16 | 15 | 15 |
| 12 | 16 | 15 | 16 | 16 | 15 | 15 | 16 | 16 | 15 | 16 | 15 | 17 | 16 | 16 | 16 | 16 | 15 | 15 | 15 | 17 | 17 | 16 | 17 | 16 | 15 |
| 13 | 15 | 15 | 16 | 15 | 17 | 15 | 15 | 18 | 16 | 16 | 16 | 16 | 16 | 16 | 15 | 16 | 20 | 15 | 15 | 16 | 16 | 16 | 15 | 16 | |
| 14 | 17 | 15 | 16 | 16 | 15 | 15 | B | 20 | 18 | 15 | 16 | 17 | 16 | 16 | 15 | 15 | 17 | 15 | 16 | 15 | 16 | 16 | 16 | 15 | |
| 15 | 15 | 15 | 16 | 16 | 16 | 18 | 17 | 17 | 16 | 15 | 15 | 15 | 18 | 16 | 15 | 15 | 20 | 15 | 17 | 15 | 20 | 15 | 15 | 15 | |
| 16 | 15 | 16 | 16 | 16 | 15 | B | 17 | 16 | 15 | 15 | 16 | 15 | 15 | 15 | 15 | 15 | 14 | 15 | 17 | 15 | 18 | 17 | 16 | 15 | |
| 17 | 15 | 15 | 15 | 15 | 16 | 16 | B | 16 | 17 | 15 | 15 | 16 | 15 | 15 | 15 | 16 | 15 | 15 | 16 | 15 | 16 | 17 | 15 | 15 | |
| 18 | 16 | 15 | 16 | 16 | 15 | 15 | 16 | 16 | 21 | 15 | 18 | 16 | 15 | 15 | 15 | 16 | 15 | 15 | 15 | 16 | 15 | 16 | 15 | 15 | |
| 19 | 15 | 15 | 15 | 15 | 16 | 15 | 15 | 20 | 14 | 15 | 16 | 17 | 15 | 15 | 16 | 15 | 15 | 15 | 16 | 16 | 16 | 15 | 17 | 15 | 15 |
| 20 | 15 | 15 | 15 | 16 | 15 | 15 | 16 | 20 | 15 | 16 | 15 | 16 | 15 | 18 | 15 | 15 | 17 | 15 | 16 | 20 | 15 | 15 | 15 | 15 | |
| 21 | 15 | 15 | 15 | 15 | 15 | 17 | 16 | 18 | 15 | 15 | 16 | 16 | 16 | 15 | 16 | 15 | 24 | 17 | 17 | 16 | | 15 | 16 | 15 | |
| 22 | 16 | 16 | 15 | 15 | 15 | 15 | 16 | 15 | 18 | 15 | 16 | 16 | 15 | 16 | 15 | 15 | 16 | 16 | 16 | 17 | 15 | 20 | 16 | 15 | |
| 23 | 15 | 17 | 15 | 15 | 16 | 15 | 17 | 16 | 15 | 15 | 14 | | | 15 | 15 | 15 | 15 | 15 | 16 | B | 17 | 16 | 15 | 15 | |
| 24 | 15 | 15 | 15 | 16 | 16 | 15 | B | 21 | 15 | 15 | 15 | 16 | 15 | 15 | 15 | 15 | 15 | 16 | 16 | 15 | 16 | 17 | 15 | 15 | |
| 25 | 15 | 15 | 15 | 15 | 15 | 16 | 18 | 23 | 22 | 16 | 16 | | 17 | 16 | 20 | 16 | 17 | 17 | 16 | 15 | 15 | 15 | 16 | 15 | |
| 26 | 17 | 15 | 15 | 15 | 15 | 16 | 18 | 20 | 26 | 15 | 16 | 16 | 16 | 21 | 17 | 16 | 22 | 16 | 16 | 16 | 16 | 15 | 16 | 15 | |
| 27 | 15 | 16 | 15 | 16 | 15 | 16 | 16 | 18 | 15 | 16 | 17 | 17 | | 20 | 20 | 16 | 18 | 18 | 17 | 16 | 18 | 16 | 17 | 16 | |
| 28 | 15 | 16 | 16 | 15 | 16 | 15 | | 16 | 16 | 16 | 16 | 18 | 18 | 17 | 17 | 16 | 16 | 15 | 16 | 17 | 16 | 16 | 16 | 15 | |
| 29 | 15 | 15 | 15 | 15 | 15 | 16 | 16 | 20 | 15 | 15 | 17 | 17 | 17 | 16 | 16 | 17 | 18 | 17 | 16 | 16 | 17 | 18 | 16 | 18 | |
| 30 | | | | | | | | | | | | | | | | | | | | | | | | | |
| 31 | | | | | | | | | | | | | | | | | | | | | | | | | |
| | 00 | 01 | 02 | 03 | 04 | 05 | 06 | 07 | 08 | 09 | 10 | 11 | 12 | 13 | 14 | 15 | 16 | 17 | 18 | 19 | 20 | 21 | 22 | 23 | |
| CNT | 29 | 29 | 29 | 29 | 28 | 28 | 24 | 29 | 28 | 28 | 29 | 27 | 25 | 29 | 29 | 27 | 29 | 29 | 25 | 27 | 28 | 29 | 29 | 29 | 29 |
| MED | 15 | 15 | 15 | 15 | 15 | 15 | 16 | 17 | 16 | 15 | 16 | 16 | 16 | 16 | 16 | 15 | 17 | 15 | 16 | 16 | 16 | 16 | 15 | 15 | |
| U Q | 15 | 15 | 16 | 16 | 16 | 16 | 17 | 19 | 18 | 16 | 16 | 16 | 16 | 16 | 16 | 16 | 20 | 15 | 17 | 17 | 17 | 16 | 16 | 15 | |
| L Q | 15 | 15 | 15 | 15 | 15 | 15 | 15 | 16 | 15 | 15 | 15 | 16 | 15 | 15 | 15 | 15 | 15 | 15 | 16 | 15 | 15 | 15 | 15 | 15 | |

HOURLY VALUES OF f_oF₂ AT KOKUBUNJI

FEB. 1996

LAT. 35.7N LON. 139.5E SWEEP 1MHz TO 25MHz AUTOMATIC SCALING

| H D | 00 | 01 | 02 | 03 | 04 | 05 | 06 | 07 | 08 | 09 | 10 | 11 | 12 | 13 | 14 | 15 | 16 | 17 | 18 | 19 | 20 | 21 | 22 | 23 | |
|--------|----|----|----|----|----|----|----|----|----|----|----|----|----|-----|----|----|----|----|----|----|----|----|----|----|----|
| 1 | 26 | 29 | 32 | 31 | 32 | 36 | | | 48 | 56 | 58 | 69 | 58 | 68 | 61 | 60 | 51 | 46 | | | 35 | | | 49 | |
| 2 | | 35 | N | N | | 59 | 59 | 57 | 57 | | 51 | | 60 | 69 | | 60 | 48 | 37 | 37 | 34 | 47 | | 47 | 48 | |
| 3 | 43 | 46 | | 42 | B | 32 | 46 | 57 | 58 | 68 | 79 | 94 | 97 | 60 | 58 | 60 | | 32 | 29 | 30 | 36 | | 69 | 59 | |
| 4 | | | 31 | 31 | 32 | 26 | | 38 | | 68 | 56 | 59 | 57 | 59 | A | 52 | 52 | 48 | | 35 | | 69 | 59 | | |
| 5 | 34 | | 59 | 40 | | | 29 | | 56 | | 58 | | 84 | | A | A | 59 | 40 | 35 | | 35 | | N | B | |
| 6 | 28 | A | A | 59 | 35 | B | | 35 | | A | 51 | 72 | 84 | 72 | 60 | 51 | 52 | 44 | | N | | | B | 49 | |
| 7 | | 29 | 31 | 46 | 34 | A | A | | 58 | | 60 | 66 | | 58 | 60 | 68 | 52 | 40 | A | 35 | | | 35 | 35 | |
| 8 | 34 | 32 | 32 | | 59 | 29 | | 38 | 30 | | 74 | 73 | 81 | 67 | A | A | 46 | 37 | A | A | 35 | 44 | | | |
| 9 | | 36 | | 35 | 28 | | | | 55 | 58 | 59 | | 81 | | 69 | 62 | | 41 | A | | A | A | | 29 | |
| 10 | 31 | 35 | 31 | 35 | 36 | B | | 40 | 56 | 51 | 59 | 52 | 66 | 53 | 60 | 56 | 61 | 42 | B | | 38 | | 32 | | |
| 11 | | 59 | 30 | 28 | 38 | B | | A | 69 | 51 | 59 | 73 | 90 | 103 | 68 | 68 | 68 | 46 | A | A | 56 | A | 36 | | |
| 12 | | A | | 36 | 35 | | | 46 | | 50 | 61 | | | 68 | 68 | 66 | 56 | | 31 | | 35 | | 31 | 35 | |
| 13 | 34 | 35 | | 31 | 35 | | 31 | 49 | 58 | | 54 | 56 | 62 | 63 | 82 | 67 | 67 | 57 | A | 45 | 44 | 59 | N | 59 | |
| 14 | | 32 | 32 | 32 | 32 | 31 | | B | A | 50 | 56 | 58 | 62 | 67 | 87 | 82 | 86 | | A | | | | 35 | | |
| 15 | 37 | 29 | 34 | | 31 | | N | 47 | | 59 | 59 | 60 | 70 | 68 | 68 | 80 | 54 | 42 | 35 | | 31 | | | | |
| 16 | | 34 | 34 | 28 | B | B | | A | 47 | | 59 | | 74 | 78 | 67 | 63 | 70 | 50 | 35 | A | 31 | 29 | A | 32 | |
| 17 | 26 | 31 | 35 | 34 | 32 | B | N | | 69 | 69 | 72 | 82 | 92 | | 68 | 59 | 54 | 48 | 41 | 40 | 31 | | | 32 | |
| 18 | 30 | 31 | | 32 | 35 | N | | 59 | 69 | 69 | 57 | 66 | | 75 | 67 | 59 | 58 | 68 | 35 | 35 | 35 | | 46 | 34 | |
| 19 | | | 44 | 40 | 34 | 35 | | 49 | 56 | | 68 | 84 | 69 | 70 | 60 | 59 | 55 | | 34 | | 36 | 34 | 35 | 35 | |
| 20 | 34 | 35 | 43 | 32 | 31 | N | B | 31 | 56 | | 57 | 67 | 76 | 73 | 62 | 60 | 53 | 48 | A | | 38 | A | N | 30 | |
| 21 | 32 | 28 | | 42 | | B | | 34 | | 68 | 56 | 62 | 74 | 77 | 68 | 60 | 69 | | | | 59 | 59 | 69 | | |
| 22 | 23 | | 32 | 30 | | B | N | 37 | 56 | 59 | 54 | 55 | A | 70 | 69 | 69 | 54 | 47 | 43 | | 59 | | | 38 | |
| 23 | A | 32 | 30 | | 59 | | N | 26 | | 63 | 67 | 60 | 68 | A | 63 | 66 | 56 | | A | A | 58 | | 35 | | |
| 24 | | 34 | | | | 49 | | 48 | | 68 | 76 | | 71 | 77 | 68 | 62 | 58 | | | | 49 | 46 | N | 69 | |
| 25 | | 38 | 38 | 40 | 46 | 49 | 34 | 37 | | 68 | 59 | 63 | | 96 | 91 | 72 | 71 | 51 | 44 | | 36 | | | 58 | |
| 26 | | | | 32 | N | | A | 46 | | | 66 | 88 | 96 | 90 | 80 | 68 | 62 | 72 | 42 | | 26 | | 49 | A | |
| 27 | | A | 29 | 35 | | B | | 69 | | 68 | 60 | 58 | 66 | 67 | 63 | 68 | 67 | 60 | 61 | 46 | 35 | 34 | N | 59 | 28 |
| 28 | 30 | 36 | | | 35 | B | | 34 | | 68 | 69 | 63 | 58 | 70 | 87 | 78 | | 57 | 68 | 47 | A | A | A | A | A |
| 29 | A | 59 | 32 | 32 | 36 | B | | 29 | 42 | 57 | 54 | 61 | 76 | 82 | 84 | 72 | | 72 | 55 | 41 | A | A | | 27 | A |
| 30 | | | | | | | | | | | | | | | | | | | | | | | | | |
| 31 | | | | | | | | | | | | | | | | | | | | | | | | | |
| | 00 | 01 | 02 | 03 | 04 | 05 | 06 | 07 | 08 | 09 | 10 | 11 | 12 | 13 | 14 | 15 | 16 | 17 | 18 | 19 | 20 | 21 | 22 | 23 | |
| CNT | 14 | 21 | 18 | 23 | 20 | | | 18 | 20 | 19 | 29 | 23 | 23 | 25 | 25 | 25 | 26 | 23 | 16 | | 18 | 10 | 14 | 17 | |
| MED | 32 | 34 | 32 | 34 | 35 | | | 41 | 56 | 60 | 59 | 66 | 71 | 70 | 68 | 62 | 56 | 47 | 39 | | 35 | 40 | 41 | 35 | |
| U Q | 34 | 36 | 35 | 40 | 36 | | | 48 | 63 | 68 | 64 | 73 | 84 | 81 | 70 | 68 | 62 | 55 | 43 | | 47 | 59 | 59 | 53 | |
| L Q | 28 | 31 | 31 | 31 | 32 | | | 37 | 55 | 56 | 57 | 60 | 67 | 65 | 61 | 59 | 53 | 41 | 35 | | 34 | 32 | 35 | 32 | |

HOURLY VALUES OF fEs AT KOKUBUNJI

FEB. 1996

LAT. 35.7N LON. 139.5E SWEEP 1MHz TO 25MHz AUTOMATIC SCALING

| D \ H | 00 | 01 | 02 | 03 | 04 | 05 | 06 | 07 | 08 | 09 | 10 | 11 | 12 | 13 | 14 | 15 | 16 | 17 | 18 | 19 | 20 | 21 | 22 | 23 | |
|-------|----|----|----|----|----|----|----|----|----|----|----|----|----|----|----|----|----|----|----|----|----|----|----|----|----|
| 1 | G | G | G | G | G | G | G | | 29 | 39 | 34 | 36 | 39 | 52 | 41 | 31 | 32 | 31 | G | G | G | G | G | G | |
| 2 | G | G | G | G | G | G | G | G | 33 | 36 | 32 | | 32 | 32 | 36 | 34 | 30 | G | G | G | G | G | G | G | |
| 3 | G | G | | G | B | G | G | 25 | 30 | 41 | 33 | | 48 | 55 | 52 | 32 | | G | G | G | G | G | G | G | |
| 4 | G | G | G | G | G | G | 24 | G | 29 | 32 | 36 | 42 | 44 | 44 | 50 | 35 | 29 | G | | G | G | G | G | G | |
| 5 | G | G | G | | G | G | G | 26 | 30 | 39 | 47 | 45 | 36 | 55 | 58 | 75 | 28 | G | G | G | G | G | G | B | |
| 6 | 24 | 29 | 30 | 34 | G | B | G | 25 | 34 | 49 | 32 | 36 | 34 | 32 | 39 | 36 | 28 | 26 | G | | G | G | B | G | |
| 7 | G | G | G | G | G | | | G | 31 | 40 | 34 | 46 | 50 | 34 | 34 | 32 | 29 | 28 | 24 | 22 | G | G | | G | |
| 8 | G | G | G | G | 24 | G | G | 26 | 29 | 32 | 40 | 42 | 49 | 48 | 78 | 62 | 51 | 40 | 33 | 35 | 27 | G | G | G | |
| 9 | G | G | G | G | G | G | G | | 32 | 37 | 35 | 36 | 38 | 47 | 33 | 31 | 30 | 30 | 32 | 30 | 28 | 25 | G | G | |
| 10 | G | G | G | G | G | B | G | | 35 | 33 | 38 | 33 | 35 | 34 | 34 | 34 | 29 | 25 | B | G | G | G | G | G | |
| 11 | G | G | G | G | G | B | G | 28 | 33 | 56 | 54 | 48 | 41 | 39 | 33 | 30 | 30 | 27 | 33 | 26 | 26 | 40 | 31 | G | |
| 12 | G | | G | G | G | G | G | G | 29 | | 35 | 35 | 34 | 44 | 34 | 26 | 32 | G | G | G | G | G | G | G | |
| 13 | G | G | G | G | G | G | G | G | 29 | 27 | 30 | 41 | 44 | 45 | 38 | 35 | 28 | G | G | G | G | G | G | G | |
| 14 | G | G | G | | 29 | | B | 30 | 29 | 40 | 34 | 34 | 50 | 42 | 40 | 32 | 31 | 38 | 26 | G | G | | G | G | |
| 15 | G | G | G | | G | G | G | G | 30 | 34 | 33 | 35 | 43 | 34 | 33 | 32 | 30 | 24 | G | G | G | | G | G | |
| 16 | G | G | | 25 | 24 | B | B | G | 26 | 33 | 40 | 51 | 84 | 57 | 40 | 40 | 40 | 30 | 32 | G | | | 33 | G | |
| 17 | G | | G | G | | B | G | | 35 | 38 | 31 | 31 | 36 | 31 | 30 | 32 | 30 | 24 | G | G | G | G | G | G | |
| 18 | G | G | G | G | G | G | G | | 26 | 27 | 29 | 29 | 37 | 30 | 34 | 34 | 30 | G | G | G | G | G | G | G | |
| 19 | G | G | G | G | G | G | G | | 31 | 32 | 32 | 34 | 34 | 32 | 36 | 34 | 28 | G | G | | G | G | G | G | |
| 20 | G | G | G | G | G | G | B | | 23 | 28 | 32 | 29 | 37 | 30 | 32 | 30 | 33 | 33 | 25 | 33 | 24 | G | G | G | |
| 21 | G | G | G | G | G | B | G | 30 | 29 | 33 | 33 | 36 | 44 | | 33 | 37 | 30 | 30 | G | G | 29 | 33 | 28 | G | |
| 22 | G | G | G | G | G | B | G | 26 | 39 | 36 | 44 | 38 | 57 | 48 | 48 | 34 | 29 | 35 | G | G | G | G | G | 27 | |
| 23 | 28 | 29 | 32 | G | G | G | G | 30 | 34 | 45 | 50 | 37 | 55 | 53 | 53 | 45 | 49 | 45 | 37 | 26 | 23 | G | 30 | G | |
| 24 | G | G | G | G | G | G | G | 26 | 34 | 36 | 48 | | 54 | 44 | 43 | 40 | 35 | 28 | G | G | G | G | G | G | |
| 25 | G | G | G | G | G | G | | 27 | 26 | 32 | 34 | 44 | 55 | 73 | 88 | 43 | 33 | 29 | G | G | 25 | 38 | G | G | |
| 26 | G | G | | G | G | G | 24 | 33 | 34 | 31 | 29 | 34 | 29 | 29 | 27 | 32 | 28 | 29 | 28 | G | G | G | G | 26 | |
| 27 | | 27 | 30 | G | G | B | G | | 30 | 33 | 28 | 30 | 34 | 29 | 33 | 28 | G | G | G | G | G | G | | G | |
| 28 | G | G | G | G | G | B | G | | 40 | 35 | 34 | 30 | 49 | 36 | 34 | 28 | 31 | 37 | 33 | 32 | 32 | 39 | 34 | 39 | |
| 29 | 29 | G | G | G | G | B | G | 23 | 30 | 32 | 34 | 32 | 47 | 38 | 29 | | 32 | G | G | | 34 | 29 | 29 | 32 | 41 |
| 30 | | | | | | | | | | | | | | | | | | | | | | | | | |
| 31 | | | | | | | | | | | | | | | | | | | | | | | | | |
| | 00 | 01 | 02 | 03 | 04 | 05 | 06 | 07 | 08 | 09 | 10 | 11 | 12 | 13 | 14 | 15 | 16 | 17 | 18 | 19 | 20 | 21 | 22 | 23 | |
| CNT | 28 | 28 | 27 | 28 | 25 | 18 | 26 | 21 | 29 | 28 | 29 | 26 | 29 | 28 | 29 | 28 | 28 | 29 | 28 | 28 | 29 | 27 | 27 | 28 | |
| MED | G | G | G | G | G | G | G | 26 | 31 | 36 | 34 | 36 | 43 | 40 | 36 | 34 | 30 | 25 | G | G | G | G | G | G | |
| U Q | G | G | G | G | G | G | G | 27 | 34 | 39 | 42 | 42 | 49 | 47 | 43 | 35 | 31 | 30 | 27 | 25 | 26 | 25 | 28 | G | |
| L Q | G | G | G | G | G | G | G | G | 29 | 32 | 32 | 34 | 34 | 32 | 33 | 32 | 29 | G | G | G | G | G | G | G | |

HOURLY VALUES OF fmin AT KOKUBUNJI

FEB. 1996

LAT. 35.7N LON. 139.5E SWEEP 1MHz TO 25MHz AUTOMATIC SCALING

| H D | 00 | 01 | 02 | 03 | 04 | 05 | 06 | 07 | 08 | 09 | 10 | 11 | 12 | 13 | 14 | 15 | 16 | 17 | 18 | 19 | 20 | 21 | 22 | 23 | |
|--------|----|----|----|----|----|----|----|----|----|----|----|----|----|----|----|----|----|----|----|----|----|----|----|----|----|
| 1 | 14 | 16 | 15 | 15 | 15 | 15 | 14 | | 15 | 15 | 14 | 14 | 15 | 15 | 14 | 14 | 14 | 16 | 16 | 14 | 14 | 15 | 15 | 15 | |
| 2 | 14 | 15 | 15 | 15 | 15 | 15 | 15 | 17 | 15 | 15 | 15 | | 16 | 15 | 14 | 15 | 14 | 16 | 15 | 17 | 14 | 14 | 14 | 15 | |
| 3 | 15 | 14 | | 14 | B | 14 | 15 | 18 | 15 | 15 | 14 | 15 | 15 | 14 | 14 | 16 | | 17 | 14 | 15 | 16 | 14 | 14 | 15 | |
| 4 | 14 | 14 | 14 | 15 | 14 | 15 | 14 | 18 | 14 | 15 | 15 | 14 | 14 | 15 | 15 | 15 | 14 | 16 | 15 | 17 | 15 | 15 | 14 | 15 | |
| 5 | 15 | 14 | 14 | 14 | 14 | 16 | 14 | 16 | 15 | 14 | 14 | 15 | 15 | 14 | 14 | 15 | 15 | 17 | 14 | 16 | 16 | 17 | 18 | B | |
| 6 | 14 | 14 | 15 | 15 | 15 | B | 16 | 16 | 14 | 15 | 14 | 14 | 15 | 15 | 14 | 14 | 15 | 15 | 14 | 15 | 14 | 18 | B | 15 | |
| 7 | 14 | 14 | 15 | 15 | 15 | 14 | 16 | 15 | 15 | 14 | 15 | 14 | 15 | 14 | 14 | 15 | 15 | 16 | 15 | 18 | 14 | 14 | 15 | 15 | |
| 8 | 15 | 15 | 14 | 15 | 15 | 15 | 15 | 15 | 15 | 15 | 14 | 14 | 15 | 14 | 15 | 15 | 15 | 14 | 14 | 14 | 14 | 15 | 15 | 14 | |
| 9 | 15 | 14 | 15 | 14 | 14 | 16 | 16 | | 14 | 14 | 15 | 14 | 14 | 15 | 14 | 15 | 15 | 14 | 14 | 14 | 14 | 15 | 14 | 17 | |
| 10 | 15 | 15 | 15 | 15 | 15 | B | 16 | 15 | 15 | 14 | 15 | 15 | 14 | 15 | 15 | 15 | 15 | 15 | B | | 15 | 15 | 14 | 15 | 15 |
| 11 | 15 | 14 | 15 | 15 | 15 | B | | 16 | 15 | 15 | 15 | 14 | 15 | 15 | 16 | 14 | 15 | 15 | 14 | 15 | 16 | 15 | 14 | 14 | |
| 12 | 14 | 14 | 15 | 15 | 15 | 15 | 16 | 18 | 14 | 15 | 16 | 16 | 15 | 15 | 15 | 14 | 15 | 17 | 15 | 15 | 15 | 15 | 15 | 15 | |
| 13 | 14 | 15 | 14 | 14 | 15 | 14 | 15 | 18 | 15 | 14 | 14 | 15 | 14 | 15 | 15 | 15 | 14 | 18 | 15 | 14 | 14 | 18 | 17 | 14 | |
| 14 | 15 | 15 | 15 | 15 | 14 | 14 | B | 14 | 14 | 15 | 15 | 15 | 15 | 15 | 15 | 16 | 14 | 14 | 14 | 15 | 14 | 15 | 15 | 15 | |
| 15 | 15 | 14 | 15 | | 15 | 18 | 16 | 20 | 14 | 16 | 14 | 15 | 15 | 16 | 15 | 15 | 14 | 15 | 14 | 15 | 14 | 14 | 15 | 15 | |
| 16 | 14 | 15 | 14 | 14 | B | B | 15 | 16 | 17 | 15 | 15 | 15 | 17 | 14 | 16 | 15 | 15 | 15 | 14 | 14 | 15 | 14 | 14 | 15 | |
| 17 | 14 | 14 | 15 | 14 | 15 | B | 16 | | 14 | 14 | 14 | 14 | 16 | 15 | 15 | 15 | 14 | 17 | 16 | 15 | 15 | 15 | 15 | 15 | |
| 18 | 15 | 15 | 14 | 14 | 15 | 16 | 15 | | 17 | 15 | 15 | 14 | 15 | 16 | 15 | 15 | 14 | 17 | 14 | 16 | 16 | 14 | 18 | 15 | |
| 19 | 14 | 14 | 14 | 14 | 15 | 15 | 14 | 14 | 15 | 16 | 15 | 16 | 15 | 15 | 14 | 15 | 18 | 17 | 15 | 15 | 16 | 15 | 15 | 15 | |
| 20 | 15 | 14 | 15 | 15 | 14 | 15 | B | 17 | 15 | 15 | 16 | 15 | 16 | 14 | 15 | 15 | 15 | 16 | 14 | 14 | 15 | 15 | 16 | 15 | |
| 21 | 14 | 14 | 14 | 15 | 14 | B | 17 | 15 | 14 | 15 | 15 | 15 | 16 | 15 | 16 | 15 | 14 | 15 | 14 | 17 | 15 | 15 | 14 | 14 | |
| 22 | 15 | 14 | 15 | 14 | 15 | B | 17 | 16 | 15 | 14 | 14 | 14 | 15 | 15 | 14 | 15 | 14 | 14 | 14 | 15 | 17 | 17 | 15 | 14 | |
| 23 | 14 | 15 | 14 | 14 | 15 | | 17 | 15 | 14 | 15 | 15 | 15 | 15 | 15 | 14 | 15 | 15 | 15 | 14 | 14 | 14 | 15 | 15 | 14 | |
| 24 | 14 | 14 | 14 | 14 | 14 | 15 | 18 | 16 | 15 | 15 | 15 | | 15 | 15 | 15 | 15 | 15 | 16 | 15 | 17 | 15 | 15 | 14 | 15 | |
| 25 | 14 | 14 | 15 | 15 | 14 | 18 | 14 | 15 | 15 | 15 | 14 | 14 | 17 | 17 | 16 | 14 | 15 | 16 | 15 | 14 | 15 | 14 | 15 | 15 | |
| 26 | 15 | 15 | | 15 | 15 | 15 | 15 | 16 | 14 | 15 | 15 | 16 | 15 | 15 | 15 | 14 | 15 | 14 | 15 | 15 | 15 | | 14 | 14 | |
| 27 | 14 | 15 | 15 | 15 | 15 | B | 14 | | 14 | 15 | 15 | 15 | 16 | 16 | 15 | 15 | 14 | 18 | 14 | 14 | 15 | 16 | 15 | 14 | |
| 28 | 15 | 14 | 15 | 15 | 14 | B | 14 | | 18 | 14 | 16 | 16 | 15 | 17 | 16 | 16 | 15 | 15 | 14 | 15 | 15 | 14 | 15 | 15 | |
| 29 | 15 | 14 | 14 | 15 | 15 | B | 17 | 24 | 18 | 15 | 15 | 16 | 15 | 18 | 16 | | 14 | 17 | 14 | 16 | 15 | 14 | 14 | 14 | |
| 30 | | | | | | | | | | | | | | | | | | | | | | | | | |
| 31 | | | | | | | | | | | | | | | | | | | | | | | | | |
| | 00 | 01 | 02 | 03 | 04 | 05 | 06 | 07 | 08 | 09 | 10 | 11 | 12 | 13 | 14 | 15 | 16 | 17 | 18 | 19 | 20 | 21 | 22 | 23 | |
| CNT | 29 | 29 | 27 | 28 | 27 | 18 | 26 | 23 | 29 | 29 | 29 | 27 | 29 | 29 | 29 | 28 | 28 | 29 | 28 | 29 | 29 | 28 | 28 | 28 | |
| MED | 14 | 14 | 15 | 15 | 15 | 15 | 15 | 16 | 15 | 15 | 15 | 15 | 15 | 15 | 15 | 15 | 15 | 16 | 14 | 15 | 15 | 15 | 15 | 15 | |
| U Q | 15 | 15 | 15 | 15 | 15 | 16 | 16 | 18 | 15 | 15 | 15 | 15 | 15 | 15 | 15 | 15 | 15 | 17 | 15 | 16 | 15 | 15 | 15 | 15 | |
| L Q | 14 | 14 | 14 | 14 | 14 | 15 | 14 | 15 | 14 | 14 | 14 | 14 | 15 | 15 | 14 | 15 | 14 | 15 | 14 | 14 | 14 | 14 | 14 | 14 | |

HOURLY VALUES OF fOF2 AT YAMAGAWA
 FEB. 1996
 LAT. 31.2N LON. 130.6E SWEEP 1MHz TO 25MHz AUTOMATIC SCALING

| H D | 00 | 01 | 02 | 03 | 04 | 05 | 06 | 07 | 08 | 09 | 10 | 11 | 12 | 13 | 14 | 15 | 16 | 17 | 18 | 19 | 20 | 21 | 22 | 23 | |
|--------|----|----|----|----|----|-----|----|-----|-----|-----|-----|-----|-----|-----|-----|-----|-----|-----|-----|----|----|----|----|----|--|
| 1 | 63 | 70 | 64 | | 56 | N | 42 | 30 | A | C | A | | 128 | 81 | | 99 | 61 | 70 | C | | 89 | 64 | 36 | | |
| 2 | | | 59 | 56 | 37 | | | | 46 | C | | | 127 | 71 | 62 | 139 | C | 95 | 90 | C | 89 | | 69 | | |
| 3 | | N | 52 | C | C | 78 | 72 | 76 | | 105 | C | 151 | 98 | 73 | 68 | 57 | 48 | 53 | 43 | 69 | 43 | | 37 | 51 | |
| 4 | | 70 | 60 | 74 | 32 | | C | 25 | 70 | 69 | A | 68 | 60 | 60 | 105 | | | | 80 | C | 48 | C | | | |
| 5 | | | C | 74 | 69 | 59 | 34 | 89 | 106 | | A | 83 | | 160 | C | | 140 | 106 | 47 | A | A | C | | 60 | |
| 6 | | C | 40 | | 60 | C | 51 | C | 65 | C | | 39 | 160 | | 112 | 100 | | 54 | 53 | | N | | 46 | 43 | |
| 7 | | C | 71 | | | | | C | 59 | | A | C | 71 | | 82 | A | C | 94 | | | 30 | A | 65 | 49 | |
| 8 | C | | | 50 | 75 | 49 | | | | | C | | 156 | 170 | 161 | C | | 119 | | 89 | 59 | C | 32 | 69 | |
| 9 | 61 | 52 | | | | 175 | N | | 57 | 63 | 66 | 62 | | C | 92 | 89 | | C | A | 89 | A | 89 | 99 | | |
| 10 | C | C | 49 | C | 74 | | | | | 48 | 100 | 65 | 72 | | 110 | 58 | | 93 | 64 | 74 | | | 70 | 69 | |
| 11 | C | C | 72 | | C | 44 | C | 61 | 44 | 70 | 62 | 74 | 93 | 78 | 80 | 91 | | | | 89 | A | | | C | |
| 12 | 51 | 38 | | C | | | N | | C | | 106 | | 67 | 59 | 96 | | 169 | | 92 | | | 89 | 43 | | |
| 13 | C | 70 | 71 | C | 49 | 42 | | | 110 | | | | C | C | | C | | 119 | 54 | 99 | 49 | | 64 | | |
| 14 | 26 | 48 | | 74 | 66 | | N | 48 | | 108 | 62 | 114 | A | | C | C | | | 53 | 42 | 89 | 89 | 25 | | |
| 15 | 89 | | 59 | | | N | C | 49 | 50 | 82 | 68 | 60 | 66 | 80 | 86 | 86 | | 48 | 48 | 59 | 43 | | | | |
| 16 | | 46 | 25 | | 59 | B | | 77 | | | | 60 | 138 | 128 | A | 131 | 57 | 58 | 53 | 69 | 69 | A | A | A | |
| 17 | 38 | | 36 | 48 | 43 | B | C | 69 | 72 | | 73 | 76 | 88 | 86 | 88 | C | 106 | 96 | 53 | 89 | C | 71 | 56 | 49 | |
| 18 | 47 | 43 | C | C | C | | | 123 | C | 68 | | A | 136 | 87 | 98 | 131 | 53 | 68 | 54 | 35 | 49 | C | | | |
| 19 | | 65 | | A | 62 | 49 | | C | C | C | 68 | 67 | | 72 | | 60 | 76 | 58 | | A | 59 | 58 | 69 | | |
| 20 | | 59 | 49 | | 48 | | | 59 | | | 108 | 104 | 76 | 73 | | 121 | 129 | 105 | 108 | | | A | 29 | 28 | |
| 21 | C | C | 53 | | | | | | C | | 56 | A | | | C | | 58 | 124 | | 63 | A | | A | | |
| 22 | 25 | 48 | 49 | C | 73 | | | 49 | C | | A | 59 | C | A | A | 56 | B | C | | | A | A | C | 70 | |
| 23 | C | 69 | | 69 | C | B | | | C | B | 66 | | | 62 | 58 | 62 | | | 96 | C | A | 79 | 56 | | |
| 24 | | C | 59 | | 74 | A | 53 | C | 134 | 76 | C | 91 | C | 80 | 62 | | C | | | 37 | C | 72 | 30 | | |
| 25 | | | 64 | | 74 | B | | N | | | | 112 | 90 | 96 | 178 | 166 | | | | C | A | C | | | |
| 26 | | | | C | C | | 24 | 69 | A | | 130 | 162 | C | C | 90 | | 78 | 93 | 59 | C | 43 | | C | 89 | |
| 27 | C | 46 | | C | C | | C | B | | B | B | | C | 66 | C | 132 | 66 | A | | 42 | A | 65 | N | | |
| 28 | 64 | A | | | N | | N | | 49 | B | 66 | | C | 87 | C | 160 | 104 | 139 | | 89 | A | 49 | A | | |
| 29 | | 49 | 28 | | | | | 70 | 114 | 59 | 50 | 75 | | | A | 62 | | 104 | C | | A | | | | |
| 30 | | | | | | | | | | | | | | | | | | | | | | | | | |
| 31 | | | | | | | | | | | | | | | | | | | | | | | | | |
| | 00 | 01 | 02 | 03 | 04 | 05 | 06 | 07 | 08 | 09 | 10 | 11 | 12 | 13 | 14 | 15 | 16 | 17 | 18 | 19 | 20 | 21 | 22 | 23 | |
| CNT | | 14 | 18 | | 15 | | | 14 | 13 | 10 | 13 | 19 | 16 | 19 | 16 | 19 | 13 | 21 | 16 | 13 | 12 | | 15 | 14 | |
| MED | | 50 | 56 | | 60 | | | 60 | 65 | 76 | 68 | 68 | 92 | 81 | 88 | 99 | 76 | 93 | 56 | 69 | 49 | | 60 | 50 | |
| U Q | | 69 | 64 | | 73 | | | 70 | 89 | 106 | 88 | 104 | 132 | 96 | 107 | 132 | 112 | 104 | 89 | 89 | 64 | | 69 | 69 | |
| L Q | | 46 | 49 | | 48 | | | 49 | 49 | 63 | 62 | 62 | 71 | 72 | 80 | 62 | 57 | 56 | 50 | 50 | 43 | | 37 | 43 | |

HOURLY VALUES OF fEs AT YAMAGAWA
 FEB. 1996
 LAT. 31.2N LON. 130.6E SWEEP 1MHZ TO 25MHZ AUTOMATIC SCALING

| D | H | 00 | 01 | 02 | 03 | 04 | 05 | 06 | 07 | 08 | 09 | 10 | 11 | 12 | 13 | 14 | 15 | 16 | 17 | 18 | 19 | 20 | 21 | 22 | 23 | | |
|-----|----|----|----|----|----|----|----|----|-----|----|----|----|----|-----|----|-----|----|----|-----|-----|----|----|----|----|----|----|---|
| 1 | C | | 27 | G | | 46 | C | G | G | 30 | C | 28 | 50 | | 56 | | 40 | 29 | 43 | 39 | | G | G | G | G | | |
| 2 | | G | G | G | G | | | G | | 37 | | | 56 | 65 | 44 | 43 | C | C | | 28 | 40 | 54 | G | 36 | G | G | |
| 3 | | | G | G | G | G | G | G | G | | 52 | 55 | 61 | 47 | 44 | 31 | 30 | 30 | 27 | | G | G | G | G | G | G | |
| 4 | | G | G | G | G | | | 41 | G | 31 | 50 | 59 | 32 | 31 | 40 | 67 | 69 | | | 37 | C | G | G | G | G | G | |
| 5 | | | C | G | G | G | G | G | G | 63 | | 48 | 45 | | 79 | C | | 54 | 44 | 28 | 35 | 28 | | C | G | G | |
| 6 | G | G | G | | 30 | G | 26 | C | | 34 | 60 | | 36 | 109 | C | 76 | 58 | 33 | 28 | G | | | 24 | G | G | G | |
| 7 | | C | G | G | | | | | 36 | 33 | 36 | 54 | C | | 50 | 40 | 61 | C | | 52 | | | 29 | | 38 | 32 | |
| 8 | C | | | | G | 31 | G | | | 31 | C | 86 | 88 | C | 50 | C | | | N | | G | 37 | C | G | G | G | |
| 9 | G | G | | | | | G | | | 54 | 32 | 37 | 29 | 93 | 40 | 147 | | C | | 50 | | | 30 | G | 27 | G | |
| 10 | C | C | G | C | | 37 | | G | | | 31 | 45 | 45 | 37 | C | 67 | 30 | | 49 | G | G | G | | G | G | G | |
| 11 | G | C | G | | 65 | 48 | | C | 11 | 31 | 45 | 30 | 50 | 41 | 41 | | 68 | | | | G | | | | | C | |
| 12 | | 30 | | C | | | G | | | C | 47 | | 31 | 30 | 74 | | 47 | | | 48 | | G | | G | G | G | |
| 13 | G | G | G | G | G | G | | | | | 29 | | C | C | | 66 | | 53 | 29 | | G | G | G | | G | G | |
| 14 | G | G | G | G | | G | G | | 27 | 54 | | | | 31 | | C | C | | | 28 | G | 32 | 25 | G | G | G | |
| 15 | G | G | | G | G | G | G | G | G | | 27 | 44 | 28 | 30 | 44 | 55 | | 28 | 26 | 28 | G | G | 25 | G | G | G | |
| 16 | G | G | G | G | G | B | | 40 | 38 | 28 | | | 49 | | 89 | 83 | 85 | 42 | 32 | G | G | | 32 | 34 | 39 | 33 | |
| 17 | 28 | 26 | 33 | G | 21 | B | C | | | 38 | 48 | 30 | 29 | 36 | 41 | 42 | 30 | 44 | 47 | 45 | | G | G | C | G | G | G |
| 18 | G | G | | 56 | G | C | | | | 55 | 30 | C | 62 | C | 64 | 32 | 37 | 48 | 30 | 29 | 33 | G | G | G | G | G | G |
| 19 | | G | | 54 | G | G | | C | | 27 | 41 | 31 | | 42 | | 37 | 48 | 30 | 30 | 30 | 30 | 27 | 35 | 23 | | G | |
| 20 | | G | G | G | G | G | | 44 | 22 | | 38 | 47 | 41 | 40 | 50 | C | | 43 | 52 | 108 | G | G | | G | G | G | |
| 21 | C | | G | | | | G | | | C | | 34 | 75 | | 66 | 70 | | 33 | 47 | 45 | 44 | 24 | | | | 29 | |
| 22 | 30 | 54 | 48 | 61 | 11 | | | 26 | 161 | G | | 60 | 40 | C | 41 | 43 | 44 | | 30 | | | 39 | 32 | C | G | G | |
| 23 | 92 | G | | 30 | C | B | G | | | 43 | | 50 | | C | 43 | | 49 | | 37 | C | 60 | 34 | 24 | C | G | G | |
| 24 | G | C | G | | | 47 | 30 | 26 | C | 72 | | | C | 70 | C | 48 | 34 | | | C | | G | G | C | C | 24 | |
| 25 | | 43 | G | | | | B | G | G | | | 48 | 30 | 51 | 98 | 79 | 97 | | | | C | | C | | | | |
| 26 | G | | | | C | C | G | | | 51 | | 58 | 50 | G | C | | 30 | | 30 | | 39 | C | 26 | 33 | G | G | |
| 27 | C | 31 | | | C | C | | C | B | | B | B | | C | 36 | C | 58 | | 60 | | 31 | | 30 | | G | G | |
| 28 | G | C | G | | G | G | G | | 34 | 29 | | B | | G | 30 | C | 66 | 46 | 39 | 47 | 38 | 26 | 40 | 28 | 33 | 33 | |
| 29 | | G | | 33 | | | | | 46 | 56 | 40 | 45 | 29 | | | | 30 | 35 | 101 | C | | 32 | 29 | 24 | 38 | 34 | |
| 30 | | | | | | | | | | | | | | | | | | | | | | | | | | | |
| 31 | | | | | | | | | | | | | | | | | | | | | | | | | | | |
| | | 00 | 01 | 02 | 03 | 04 | 05 | 06 | 07 | 08 | 09 | 10 | 11 | 12 | 13 | 14 | 15 | 16 | 17 | 18 | 19 | 20 | 21 | 22 | 23 | | |
| CNT | | 14 | 22 | 22 | 15 | 17 | 12 | 19 | 18 | 18 | 16 | 16 | 22 | 19 | 21 | 16 | 21 | 16 | 23 | 17 | 21 | 26 | 20 | 23 | 27 | | |
| MED | | G | G | G | G | G | G | G | 26 | 32 | 39 | 45 | 46 | 41 | 43 | 50 | 47 | 38 | 39 | 30 | G | 26 | G | G | G | | |
| U Q | | G | 30 | 23 | G | 25 | 16 | 26 | 37 | 54 | 46 | 56 | 50 | 65 | 61 | 73 | 63 | 47 | 49 | 39 | 33 | 30 | 32 | 27 | G | | |
| L Q | | G | G | G | G | G | G | G | G | 29 | 31 | 32 | 32 | 31 | 40 | 41 | 32 | 30 | 29 | G | G | G | G | G | G | | |

HOURLY VALUES OF fmin AT YAMAGAWA
 FEB. 1996
 LAT. 31.2N LON. 130.6E SWEEP 1MHz TO 25MHz AUTOMATIC SCALING

| ^H / _D | 00 | 01 | 02 | 03 | 04 | 05 | 06 | 07 | 08 | 09 | 10 | 11 | 12 | 13 | 14 | 15 | 16 | 17 | 18 | 19 | 20 | 21 | 22 | 23 | |
|-----------------------------|----|----|----|----|----|--------------|----|--------------|--------------|--------------|--------------|--------------|--------------|--------------|--------------|--------------|--------------|----|----|----|----|--------------|----|----|--|
| 1 | 20 | 20 | 18 | | 20 | 27 | 20 | 15 | 20 | 26 | | 24 | 27 | 17 | | 21 | 15 | 20 | 21 | 24 | 14 | 17 | 15 | 20 | |
| 2 | | 20 | 20 | 18 | 14 | 16 | 15 | 15 | 16 | 26 | 17 | 17 | 24 | 17 | 17 | ^C | 22 | 20 | 17 | 20 | 14 | 20 | 14 | 15 | |
| 3 | 21 | 23 | 20 | 16 | 24 | 20 | 20 | 20 | | 18 | 21 | 20 | 15 | 16 | 15 | 15 | 15 | 14 | 14 | 14 | 14 | 14 | 15 | 20 | |
| 4 | 16 | 20 | 20 | 20 | 15 | | 26 | 14 | 16 | 18 | 20 | 15 | 16 | 15 | 18 | 21 | 30 | 34 | 20 | 27 | 14 | 20 | 14 | 14 | |
| 5 | | | 20 | 20 | 14 | 14 | 17 | 15 | 20 | 23 | 15 | 16 | | ^C | 34 | | 20 | 20 | 14 | 14 | 15 | ^C | 20 | 14 | |
| 6 | 14 | 15 | 17 | | 20 | 18 | 16 | ^C | 16 | 20 | | 14 | 22 | 27 | 20 | 20 | 15 | 14 | 15 | | 16 | 14 | 14 | 14 | |
| 7 | 16 | 14 | 18 | 15 | | | 17 | ^C | 14 | 15 | 20 | ^C | | | 17 | 22 | 22 | 22 | 20 | | 14 | 14 | 20 | 14 | |
| 8 | 24 | 21 | 16 | 20 | 18 | 18 | 18 | 17 | 14 | 17 | ^C | | 26 | 21 | 23 | ^C | 18 | 17 | | 16 | 20 | ^C | 14 | 14 | |
| 9 | 18 | 20 | | | | 21 | 14 | 18 | 14 | 15 | 15 | 17 | 24 | 18 | | 27 | ^C | 21 | 17 | | 15 | 18 | 15 | 15 | |
| 10 | 22 | 26 | 20 | 18 | 20 | | | | | 15 | 18 | 16 | 16 | ^C | 20 | 15 | | 20 | 15 | 21 | 14 | 14 | 21 | 14 | |
| 11 | 14 | 17 | 20 | | 21 | 20 | 30 | 18 | 15 | 17 | 14 | 16 | 16 | 17 | 16 | 16 | | 27 | | 14 | 14 | | 20 | 20 | |
| 12 | 20 | 15 | 15 | 24 | | 15 | 15 | 15 | 20 | 21 | | 16 | 17 | 24 | | 20 | | 20 | 16 | 14 | | 14 | 14 | 15 | |
| 13 | 20 | 18 | 20 | 18 | 14 | 15 | 17 | | 20 | 17 | | 16 | ^C | 26 | 26 | 29 | 20 | 15 | | 14 | 14 | 14 | 17 | 14 | |
| 14 | 15 | 15 | 20 | 21 | 20 | 20 | 18 | 15 | 20 | 20 | 15 | 24 | 15 | 22 | ^C | 35 | | 14 | 16 | 14 | 16 | 15 | 15 | 14 | |
| 15 | 15 | 17 | 14 | 14 | 14 | 16 | 18 | 14 | 15 | 20 | 16 | 14 | 16 | 16 | 15 | 16 | 16 | 14 | 16 | 14 | 15 | 14 | 15 | 14 | |
| 16 | 14 | 14 | 14 | 14 | 14 | ^B | 20 | 20 | 15 | | 20 | 16 | 24 | 27 | | | 15 | 14 | 15 | 14 | 14 | 15 | 14 | 15 | |
| 17 | 14 | 14 | 14 | 14 | 14 | ^B | 22 | 21 | 20 | 14 | 14 | 15 | 15 | 17 | 16 | 21 | 17 | 20 | 16 | 14 | 17 | 20 | 18 | 16 | |
| 18 | 14 | 20 | 20 | 20 | 20 | | 17 | 20 | 17 | 20 | 14 | ^C | 27 | 17 | 20 | 22 | 15 | 15 | 16 | 14 | 14 | 20 | 14 | 17 | |
| 19 | 16 | 20 | | 20 | 20 | 21 | 26 | 24 | 20 | ^C | 15 | 15 | 14 | 16 | | 17 | 18 | 14 | 16 | 14 | 14 | 20 | 15 | 14 | |
| 20 | 20 | 20 | 20 | 20 | 20 | 20 | 14 | 14 | | 15 | 23 | 27 | 18 | 18 | 20 | 14 | 26 | 21 | 29 | 14 | 14 | 14 | 15 | 14 | |
| 21 | 21 | 23 | 18 | 16 | | | 16 | 14 | ^C | | 16 | | 46 | | ^C | | 15 | 21 | 20 | 20 | 15 | | | 16 | |
| 22 | 15 | 20 | 20 | 15 | 20 | | | 15 | | ^C | | 17 | ^C | 24 | 14 | 15 | ^B | 23 | | | 14 | 15 | 20 | 20 | |
| 23 | 23 | 15 | | 15 | 17 | ^B | 16 | | 35 | 27 | ^B | 16 | | 17 | 18 | 16 | | 15 | 18 | 20 | 15 | 15 | 20 | 15 | |
| 24 | 16 | 20 | 15 | 16 | | 20 | 15 | 16 | 14 | 21 | | 21 | 18 | ^C | 17 | 15 | | 41 | | 15 | 20 | 14 | 21 | 15 | |
| 25 | | 22 | 21 | 26 | 21 | ^B | 33 | | | | | 28 | 20 | 18 | 24 | 27 | 22 | 18 | | 20 | 14 | 20 | 22 | | |
| 26 | 14 | 17 | | 15 | 14 | ^C | 14 | 16 | 15 | | 22 | 29 | ^C | ^C | 20 | | 16 | 15 | 15 | 20 | 15 | 15 | 15 | 15 | |
| 27 | 20 | 15 | 18 | 23 | 21 | | 29 | ^B | | ^B | ^B | | ^C | 20 | ^C | 28 | 16 | 22 | 32 | 15 | | 15 | 21 | 14 | |
| 28 | 20 | 26 | 22 | 14 | 14 | | 16 | 17 | 15 | ^B | 17 | | ^C | 21 | ^C | 26 | 29 | 21 | 22 | 14 | 17 | 14 | 15 | 14 | |
| 29 | | 14 | 15 | | | | 42 | 20 | 21 | 15 | 16 | 17 | | | 24 | 17 | 27 | 22 | 30 | 15 | 15 | 15 | 15 | 15 | |
| 30 | | | | | | | | | | | | | | | | | | | | | | | | | |
| 31 | | | | | | | | | | | | | | | | | | | | | | | | | |
| | 00 | 01 | 02 | 03 | 04 | 05 | 06 | 07 | 08 | 09 | 10 | 11 | 12 | 13 | 14 | 15 | 16 | 17 | 18 | 19 | 20 | 21 | 22 | 23 | |
| CNT | 25 | 28 | 25 | 24 | 23 | 15 | 26 | 23 | 22 | 21 | 19 | 23 | 20 | 22 | 19 | 23 | 21 | 29 | 23 | 25 | 27 | 25 | 28 | 28 | |
| MED | 16 | 20 | 20 | 18 | 20 | 20 | 17 | 16 | 16 | 18 | 16 | 16 | 18 | 18 | 18 | 20 | 18 | 20 | 16 | 14 | 14 | 15 | 15 | 15 | |
| U Q | 20 | 20 | 20 | 20 | 20 | 20 | 20 | 20 | 20 | 21 | 20 | 21 | 24 | 22 | 20 | 26 | 22 | 21 | 20 | 20 | 15 | 19 | 20 | 15 | |
| L Q | 14 | 15 | 15 | 15 | 14 | 16 | 16 | 15 | 15 | 15 | 15 | 16 | 16 | 17 | 16 | 16 | 15 | 15 | 15 | 14 | 14 | 14 | 14 | 14 | |

HOURLY VALUES OF f_oF₂ AT OKINAWA

FEB. 1996

LAT. 26.3N LON. 127.8E SWEEP 1MHz TO 25MHz AUTOMATIC SCALING

| D \ H | 00 | 01 | 02 | 03 | 04 | 05 | 06 | 07 | 08 | 09 | 10 | 11 | 12 | 13 | 14 | 15 | 16 | 17 | 18 | 19 | 20 | 21 | 22 | 23 |
|-------|----|----|----|----|----|----|----|----|----|----|----|-----|-----|-----|-----|-----|-----|-----|-----|----|-----|----|-----|----|
| 1 | 28 | 89 | | | | B | | | A | 59 | | 61 | 69 | 68 | | 72 | 84 | 76 | 62 | | | | 109 | 59 |
| 2 | 59 | | 59 | | | B | | | A | 48 | | 63 | 86 | 81 | 69 | 69 | 69 | A | | | 99 | | | A |
| 3 | B | 49 | 59 | 59 | | | | | A | 65 | | 78 | | 87 | | | 56 | 62 | 48 | 34 | 109 | | | 49 |
| 4 | 43 | | | | N | B | | | A | 58 | | 67 | 68 | | 68 | 69 | 57 | | 47 | A | A | A | A | 35 |
| 5 | | | 36 | 30 | 59 | | B | | A | 72 | A | 76 | | | 126 | 103 | 91 | 51 | 57 | A | 79 | | 109 | B |
| 6 | 48 | | | 69 | | | B | | A | 74 | | 84 | 83 | 92 | | 148 | | 90 | 75 | A | A | 79 | | 89 |
| 7 | | 69 | 59 | B | 44 | B | | B | A | 65 | 67 | | 103 | | 120 | 102 | 84 | | A | A | A | A | A | 46 |
| 8 | | | 37 | | 46 | 38 | A | B | A | 70 | | | | 120 | 119 | 91 | | 93 | 65 | 38 | A | 59 | | |
| 9 | 59 | | | | 69 | B | B | | A | 89 | | 65 | | 83 | 96 | 95 | 112 | | 84 | 82 | | A | 69 | |
| 10 | 38 | | 49 | 58 | | B | A | | A | 69 | | 54 | 60 | 80 | 104 | | 96 | | 102 | | 73 | | | 89 |
| 11 | | B | | A | | A | | A | A | 69 | 69 | 79 | 104 | | 83 | 100 | 119 | 77 | | A | A | A | A | A |
| 12 | A | 89 | A | A | A | 59 | A | | | 43 | | 69 | 67 | 78 | 67 | | 96 | | | 59 | | | | 89 |
| 13 | B | 89 | | | 69 | 59 | | | | 39 | | | | 66 | | 96 | 94 | 95 | 95 | 74 | 67 | | 79 | 69 |
| 14 | | 69 | | | 89 | A | A | | | 42 | | 68 | 69 | | 66 | 102 | | 90 | 86 | | 109 | A | 54 | 46 |
| 15 | | 69 | | | 89 | B | | | A | 66 | 58 | 73 | | 97 | | 68 | | 56 | 45 | | 119 | A | A | 89 |
| 16 | | | 89 | 32 | A | A | | | | 39 | | 69 | 83 | 78 | 93 | 74 | 83 | 73 | 57 | 66 | A | A | A | 59 |
| 17 | 32 | A | 44 | | 69 | | A | | A | | | | | | 82 | 92 | 88 | 51 | 66 | 55 | | | A | A |
| 18 | 89 | | 30 | | | B | B | | A | A | | 71 | 83 | 70 | 84 | 97 | 76 | 69 | | | 99 | | | B |
| 19 | 47 | 46 | | 69 | 59 | B | | | | 54 | | 67 | 78 | 81 | 77 | 68 | 66 | 72 | 63 | A | | 69 | | |
| 20 | 69 | | | 69 | B | A | | | A | 71 | 69 | 63 | 82 | | B | 83 | 73 | 86 | | 68 | 43 | 89 | A | 47 |
| 21 | B | | 32 | 39 | B | B | | | | 56 | A | 100 | 98 | | 65 | 74 | | | | | 61 | A | A | 49 |
| 22 | 47 | | 59 | | A | A | | | | 54 | 60 | 62 | 92 | | 69 | 86 | | 99 | 98 | 90 | A | A | A | 89 |
| 23 | 89 | B | 89 | 89 | A | B | A | | A | A | | 68 | 76 | 91 | 71 | | 69 | 66 | B | 60 | | A | A | 79 |
| 24 | A | A | 31 | | | | A | | A | 68 | | 91 | 94 | | B | B | 84 | A | A | B | | A | A | A |
| 25 | A | 69 | | | | | A | A | A | | | 57 | 75 | | | 103 | 111 | 91 | | 85 | A | A | A | A |
| 26 | A | A | 89 | 89 | | | | | | | | | | | | | 104 | 119 | | 90 | | | 74 | B |
| 27 | | | A | B | 59 | | | | A | 60 | 58 | 55 | 56 | 60 | | 102 | 103 | 83 | 68 | | 119 | A | 69 | |
| 28 | 31 | | 25 | 45 | A | A | A | A | | 43 | 59 | 62 | 67 | | 92 | 106 | 108 | 104 | 102 | 75 | 41 | 89 | 59 | |
| 29 | | | | | B | | A | A | | 54 | | | 93 | 89 | 102 | 92 | 81 | | 64 | 57 | A | A | | 38 |
| 30 | | | | | | | | | | | | | | | | | | | | | | | | |
| 31 | | | | | | | | | | | | | | | | | | | | | | | | |
| | 00 | 01 | 02 | 03 | 04 | 05 | 06 | 07 | 08 | 09 | 10 | 11 | 12 | 13 | 14 | 15 | 16 | 17 | 18 | 19 | 20 | 21 | 22 | 23 |
| CNT | 13 | | 14 | 11 | 10 | | | | | 18 | 14 | 24 | 19 | 18 | 19 | 24 | 22 | 17 | 21 | | | | | 14 |
| MED | 47 | | 54 | 59 | 64 | | | | | 65 | 68 | 76 | 83 | 83 | 92 | 86 | 85 | 77 | 65 | | | | | 54 |
| U Q | 64 | | 59 | 69 | 69 | | | | | 69 | 69 | 83 | 96 | 93 | 103 | 102 | 99 | 91 | 74 | | | | | 89 |
| L Q | 35 | | 36 | 39 | 59 | | | | | 59 | 60 | 67 | 70 | 69 | 77 | 72 | 69 | 63 | 57 | | | | | 46 |

HOURLY VALUES OF fEs AT OKINAWA
 FEB. 1996
 LAT. 26.3N LON. 127.8E SWEEP 1MHz TO 25MHz AUTOMATIC SCALING

| $\begin{matrix} H \\ D \end{matrix}$ | 00 | 01 | 02 | 03 | 04 | 05 | 06 | 07 | 08 | 09 | 10 | 11 | 12 | 13 | 14 | 15 | 16 | 17 | 18 | 19 | 20 | 21 | 22 | 23 | |
|--------------------------------------|----|----|----|----|----|----|----|----|----|----|----|----|----|----|----|----|----|----|----|----|----|----|----|----|----|
| 1 | G | G | G | G | G | B | G | G | | 33 | 36 | 46 | 47 | 50 | 40 | 38 | 40 | 30 | | G | G | G | | G | |
| 2 | G | G | G | G | G | B | G | G | | 43 | | 46 | 48 | 48 | 42 | 38 | 38 | 45 | | G | G | G | G | 23 | |
| 3 | B | G | G | G | G | G | G | G | 27 | 34 | | 38 | 51 | 46 | | | 34 | 50 | G | G | G | G | G | G | |
| 4 | G | G | G | G | G | B | G | G | | 33 | | 38 | 40 | 44 | 60 | 42 | 39 | 34 | | 32 | | | 38 | 36 | |
| 5 | G | G | G | G | | G | B | G | | 54 | 61 | 47 | 50 | 36 | 43 | 40 | 35 | 37 | | 48 | | 45 | G | B | |
| 6 | G | G | G | G | G | G | B | G | | 30 | | 40 | 62 | 74 | 42 | 48 | 31 | | | 66 | | G | G | G | |
| 7 | G | G | G | B | G | B | G | B | 46 | 54 | 60 | 46 | 51 | 54 | 51 | 51 | 43 | | 67 | 94 | 42 | 48 | 50 | | |
| 8 | | G | G | | G | G | | B | 27 | 32 | 36 | 35 | 39 | 39 | 38 | 40 | | 30 | | 36 | | G | G | 26 | |
| 9 | G | G | G | G | G | B | B | | G | 54 | | 32 | 45 | 43 | | 89 | 48 | | 36 | 40 | 29 | | 38 | | |
| 10 | G | | | G | G | B | | G | | 33 | 36 | 36 | 38 | 48 | 27 | 36 | 31 | | 29 | | G | G | G | G | |
| 11 | G | B | | 55 | | 26 | | G | 47 | | 40 | 49 | 68 | 68 | 65 | | 35 | 28 | | 30 | 59 | 45 | | 32 | |
| 12 | | G | | 44 | 41 | | 25 | G | | 38 | 37 | 37 | | 45 | 42 | 42 | 32 | 30 | G | G | G | G | G | 33 | |
| 13 | B | G | G | G | G | G | G | G | G | 34 | 33 | 42 | 45 | | 44 | 41 | 36 | 31 | 23 | | 25 | G | G | G | |
| 14 | G | G | G | G | G | | 26 | | G | 32 | 35 | 48 | 36 | 35 | 33 | 38 | 40 | | | G | | 33 | G | G | |
| 15 | G | G | G | | | B | G | G | | 42 | 35 | 36 | 34 | 42 | 40 | 38 | | 32 | | G | G | G | 43 | 36 | 32 |
| 16 | G | G | | 34 | 31 | 26 | 26 | | G | 51 | 58 | 38 | 49 | 57 | 51 | 46 | 41 | 42 | 32 | | 32 | 38 | | G | |
| 17 | | | 26 | 35 | | G | | G | | | | | | 39 | 36 | 31 | 33 | 30 | G | G | G | G | 36 | | |
| 18 | 39 | G | G | G | G | B | B | G | 33 | 35 | 34 | 37 | 63 | 41 | 39 | 39 | 35 | 30 | | G | G | G | G | B | |
| 19 | G | G | G | G | G | B | G | G | | 31 | | N | 41 | 48 | 48 | 41 | 37 | 37 | 26 | 26 | G | | 23 | G | |
| 20 | G | G | | | B | | G | G | 29 | 33 | 36 | 44 | | B | 36 | 35 | 34 | | G | G | G | | G | G | |
| 21 | B | G | G | | B | B | G | G | G | 50 | 36 | 34 | 28 | 31 | 32 | 44 | 36 | | | G | | 23 | | G | |
| 22 | G | | G | G | 35 | | G | G | 45 | | 56 | | 45 | 56 | 77 | | 69 | 44 | 42 | 32 | 34 | 44 | G | G | |
| 23 | G | B | G | G | 30 | B | | G | | 39 | | 60 | 58 | 50 | 36 | 38 | | B | G | G | G | G | G | 28 | |
| 24 | 29 | 34 | G | | G | G | | G | 34 | 32 | | 39 | 39 | B | B | 74 | 70 | 59 | B | | 34 | 33 | 33 | 31 | G |
| 25 | | G | 33 | | | | | | 58 | | 35 | | 58 | 55 | 54 | 40 | | | 88 | | | | 38 | 38 | |
| 26 | 34 | 30 | G | G | G | G | | | | | | | | | | 58 | 34 | 32 | G | | 37 | G | G | G | |
| 27 | G | G | 30 | B | G | G | G | G | | | | 58 | 36 | | 59 | 43 | 38 | | 39 | 38 | 27 | 42 | G | B | |
| 28 | G | G | | G | | 32 | | | 43 | 33 | 34 | 30 | | | 47 | 47 | 41 | 32 | G | G | G | 24 | | G | |
| 29 | G | G | G | G | B | G | | | 51 | 50 | 44 | 40 | 48 | 51 | 40 | 37 | 34 | 28 | G | | 26 | | G | G | |
| 30 | | | | | | | | | | | | | | | | | | | | | | | | | |
| 31 | | | | | | | | | | | | | | | | | | | | | | | | | |
| | 00 | 01 | 02 | 03 | 04 | 05 | 06 | 07 | 08 | 09 | 10 | 11 | 12 | 13 | 14 | 15 | 16 | 17 | 18 | 19 | 20 | 21 | 22 | 23 | |
| CNT | 22 | 24 | 24 | 21 | 20 | 16 | 16 | 21 | 14 | 23 | 18 | 24 | 24 | 23 | 25 | 26 | 25 | 19 | 18 | 26 | 23 | 23 | 24 | 23 | |
| MED | G | G | G | G | G | G | G | G | 34 | 34 | 36 | 40 | 46 | 48 | 42 | 40 | 36 | 32 | 12 | G | G | G | G | G | |
| U Q | G | G | G | G | G | 25 | G | G | 46 | 50 | 44 | 46 | 51 | 54 | 51 | 46 | 40 | 42 | 36 | 34 | 33 | 42 | 33 | 28 | |
| L Q | G | G | G | G | G | G | G | G | 27 | 33 | 35 | 36 | 39 | 41 | 37 | 38 | 34 | 30 | G | G | G | G | G | G | |

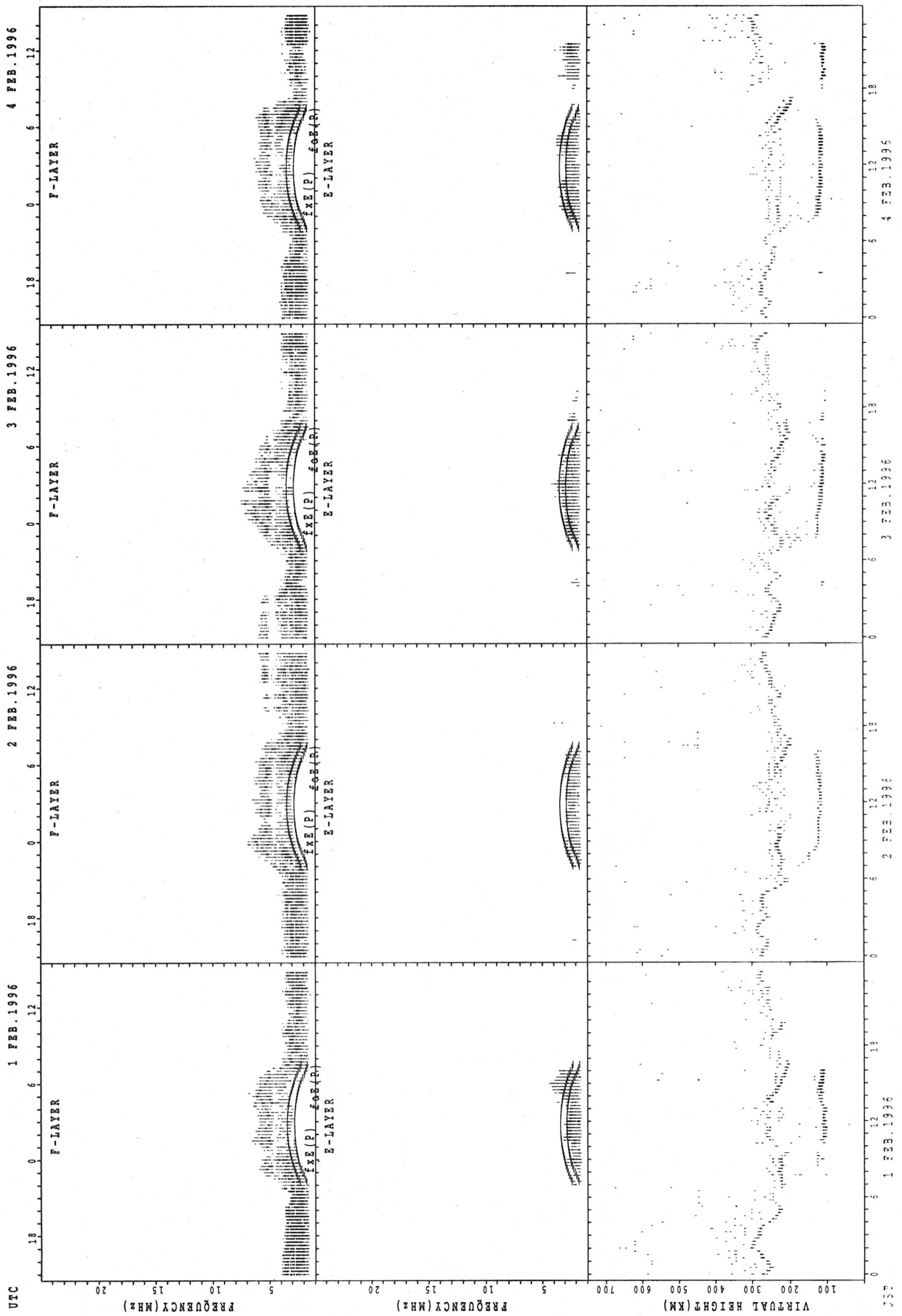
HOURLY VALUES OF fmin AT OKINAWA

FEB. 1996

LAT. 26.3N LON. 127.8E SWEEP 1MHZ TO 25MHZ AUTOMATIC SCALING

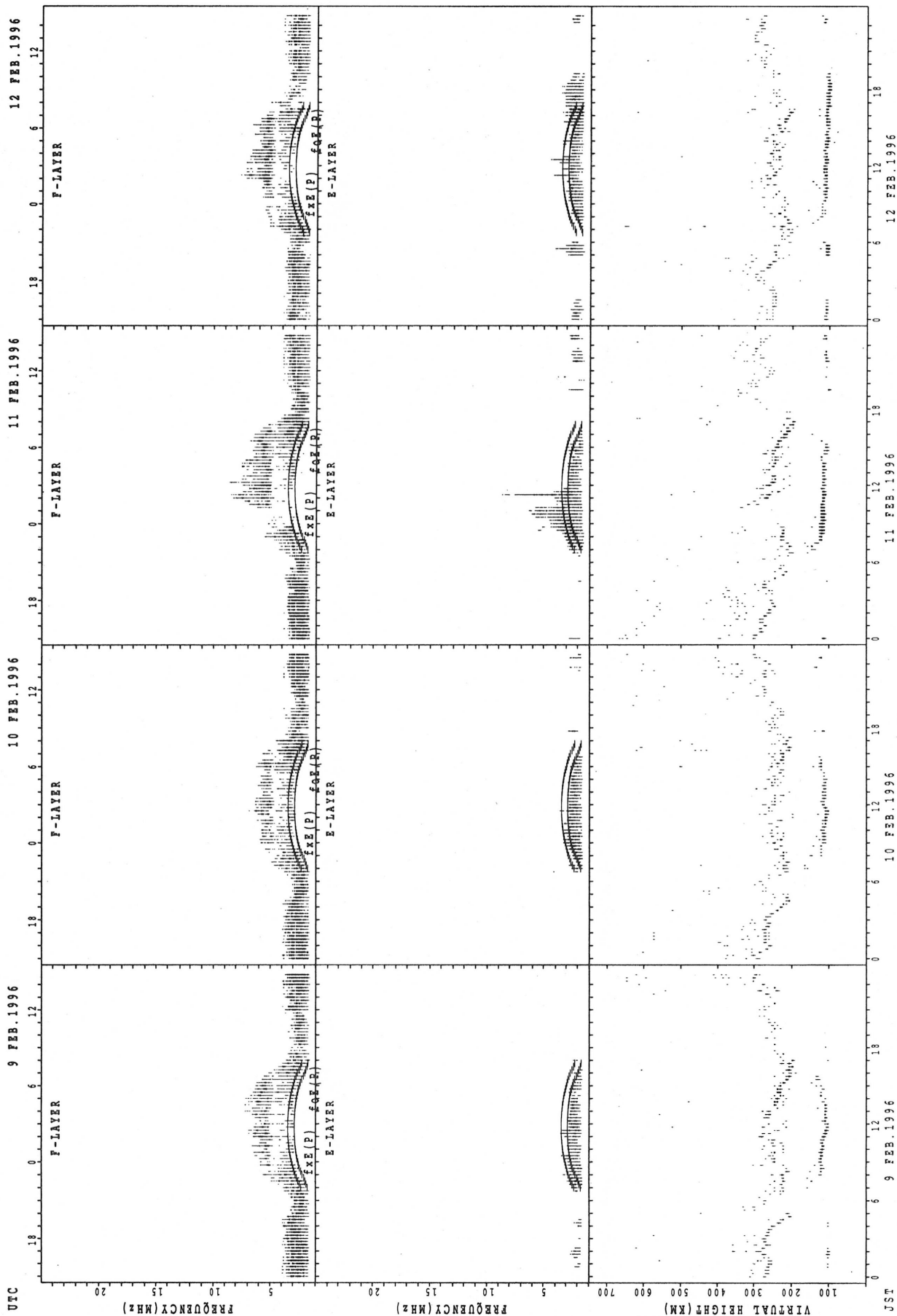
| D ^H | 00 | 01 | 02 | 03 | 04 | 05 | 06 | 07 | 08 | 09 | 10 | 11 | 12 | 13 | 14 | 15 | 16 | 17 | 18 | 19 | 20 | 21 | 22 | 23 |
|----------------|----|----|----|----|----|----|----|----|----|----|----|----|----|----|----|----|----|----|----|----|----|----|----|----|
| 1 | 15 | 15 | 14 | 14 | 14 | B | 18 | 16 | 14 | 14 | 14 | 16 | 16 | 16 | 15 | 15 | 14 | 15 | 16 | 14 | 14 | 14 | 15 | 15 |
| 2 | 18 | 15 | 15 | 15 | 15 | B | 15 | | 15 | 14 | 14 | 15 | 16 | 15 | 15 | 14 | 14 | 14 | | 14 | 14 | 15 | 15 | 15 |
| 3 | B | 15 | 15 | 14 | 15 | 18 | 20 | | 14 | 14 | | 17 | 17 | 15 | 16 | | 14 | 14 | 18 | 14 | 15 | 14 | 16 | 14 |
| 4 | 14 | 15 | 14 | 14 | 16 | B | 16 | 18 | 14 | 14 | | 15 | 15 | 16 | 15 | 15 | 15 | 14 | 15 | 14 | 14 | 14 | 15 | 15 |
| 5 | 15 | 14 | 15 | 14 | 14 | 14 | | 14 | 15 | 14 | 14 | 14 | 16 | 17 | 16 | 15 | 14 | 14 | 16 | 15 | 14 | 14 | 15 | B |
| 6 | 14 | 15 | 14 | 15 | 18 | | B | 18 | 14 | 14 | | 14 | 15 | 16 | 18 | 17 | 14 | 14 | 14 | 14 | 14 | 15 | 18 | 14 |
| 7 | 15 | 15 | | B | 14 | B | | B | 17 | 14 | 14 | 16 | 15 | 17 | 15 | 14 | 14 | | 14 | 14 | 14 | 14 | 14 | 14 |
| 8 | 16 | 14 | 14 | 14 | 15 | 15 | 14 | B | 14 | 14 | 15 | 15 | 16 | 17 | 15 | 15 | | 14 | 14 | 14 | 15 | 14 | 14 | 15 |
| 9 | 15 | 15 | 15 | 16 | 15 | B | B | 14 | 24 | 14 | | 14 | 16 | 18 | 18 | 16 | 15 | 14 | 15 | 14 | 15 | 14 | 15 | 15 |
| 10 | 15 | 15 | 17 | 16 | 15 | B | 14 | 14 | 16 | 14 | 15 | 18 | 24 | 17 | 16 | 15 | 15 | | 15 | 14 | 15 | 14 | 15 | 15 |
| 11 | 18 | B | | 14 | | 14 | 15 | 18 | 15 | 14 | 15 | 15 | 15 | 15 | 16 | 16 | 15 | 14 | | 14 | 15 | 15 | 15 | 14 |
| 12 | 15 | 14 | 15 | 15 | 15 | 14 | 14 | 14 | 15 | 14 | 15 | 15 | 16 | 16 | 16 | 15 | 14 | 15 | 17 | 14 | 14 | 14 | 15 | 14 |
| 13 | B | 15 | 14 | 18 | 15 | 14 | 18 | 15 | 14 | 18 | 15 | 15 | 18 | 15 | 15 | 15 | 15 | 14 | 16 | 15 | 15 | 14 | 15 | 14 |
| 14 | 18 | 14 | 14 | | 14 | 14 | | 15 | 14 | 15 | 14 | 17 | 14 | 16 | 15 | 14 | 15 | 14 | 14 | 15 | 15 | 14 | 15 | 14 |
| 15 | 15 | 15 | 15 | | 14 | B | | 15 | 14 | 14 | 14 | 14 | 16 | 16 | 17 | 16 | | 15 | 15 | 16 | 15 | 14 | 15 | 14 |
| 16 | 15 | 16 | 15 | 15 | 14 | 15 | 15 | 14 | 14 | 14 | 15 | 17 | 16 | 16 | | 16 | 15 | 14 | 15 | 14 | 15 | 14 | 15 | 15 |
| 17 | 14 | 14 | 14 | 14 | 14 | 14 | 15 | 14 | 14 | | | | | 17 | 16 | 17 | 14 | 15 | 21 | 14 | 15 | 14 | 14 | 15 |
| 18 | 15 | 14 | 15 | 14 | 15 | B | B | 18 | 14 | 14 | 14 | 15 | 21 | 18 | 18 | 17 | 15 | 14 | | 14 | 14 | 14 | 15 | B |
| 19 | 15 | 14 | 16 | 14 | 15 | B | 18 | | 15 | 14 | | 16 | 15 | 16 | 17 | 18 | 15 | 14 | 14 | 14 | 15 | 15 | 14 | |
| 20 | 14 | 15 | | 14 | B | 16 | | 18 | 14 | 14 | 16 | 20 | 20 | B | 17 | 16 | 14 | | 21 | 14 | 14 | 15 | 15 | 18 |
| 21 | B | 18 | 14 | 14 | B | B | | 14 | 15 | 14 | 15 | 16 | 16 | 18 | 16 | 16 | 15 | | | 15 | 17 | 15 | 14 | 15 |
| 22 | 16 | 14 | 15 | 15 | 15 | 15 | | 14 | 14 | 14 | 15 | 15 | 17 | 21 | 20 | | 15 | 14 | 14 | 14 | 14 | 14 | 18 | 14 |
| 23 | 18 | B | 16 | 15 | 15 | B | 18 | 14 | 15 | 14 | 15 | 15 | 16 | 18 | 21 | 15 | 15 | B | 21 | 14 | 15 | 15 | 14 | 14 |
| 24 | 14 | 15 | 14 | 14 | 15 | | 14 | 14 | 15 | 14 | 16 | 15 | 17 | B | B | 16 | 15 | 15 | B | 15 | 14 | 14 | 14 | 17 |
| 25 | 14 | | 14 | 14 | 15 | 14 | 15 | 14 | 14 | | 16 | 16 | 16 | 18 | 17 | 16 | 15 | 14 | 14 | 14 | 14 | 14 | 14 | 14 |
| 26 | 14 | 14 | 15 | 15 | 14 | | | | | | | | | | | 16 | 15 | 14 | 21 | 14 | 14 | 14 | 15 | 14 |
| 27 | 15 | 14 | 15 | B | 14 | | | 15 | 14 | 16 | 16 | 17 | 24 | 24 | 20 | 16 | 15 | 14 | 14 | 14 | 14 | | 14 | B |
| 28 | 14 | 14 | 14 | 14 | 15 | 15 | 14 | 14 | 14 | 14 | 16 | 16 | 18 | 16 | 14 | 14 | 14 | 14 | 24 | 16 | 14 | 14 | 14 | 14 |
| 29 | 14 | 14 | 15 | 15 | B | 18 | | 14 | 14 | 14 | 15 | 16 | 18 | 24 | 21 | 18 | 16 | 14 | 21 | 14 | 14 | 15 | 14 | 14 |
| 30 | | | | | | | | | | | | | | | | | | | | | | | | |
| 31 | | | | | | | | | | | | | | | | | | | | | | | | |
| | 00 | 01 | 02 | 03 | 04 | 05 | 06 | 07 | 08 | 09 | 10 | 11 | 12 | 13 | 14 | 15 | 16 | 17 | 18 | 19 | 20 | 21 | 22 | 23 |
| CNT | 26 | 26 | 26 | 25 | 25 | 14 | 16 | 23 | 28 | 26 | 22 | 27 | 27 | 26 | 26 | 27 | 27 | 24 | 24 | 29 | 29 | 28 | 29 | 25 |
| MED | 15 | 15 | 15 | 14 | 15 | 14 | 15 | 14 | 14 | 14 | 15 | 15 | 16 | 16 | 16 | 16 | 15 | 14 | 15 | 14 | 14 | 14 | 15 | 14 |
| U Q | 15 | 15 | 15 | 15 | 15 | 15 | 18 | 16 | 15 | 14 | 15 | 16 | 18 | 18 | 18 | 16 | 15 | 14 | 19 | 14 | 15 | 15 | 15 | 15 |
| L Q | 14 | 14 | 14 | 14 | 14 | 14 | 14 | 14 | 14 | 14 | 14 | 15 | 16 | 16 | 15 | 15 | 14 | 14 | 14 | 14 | 14 | 14 | 14 | 14 |

SUMMARY PLOTS AT WAKKANAI



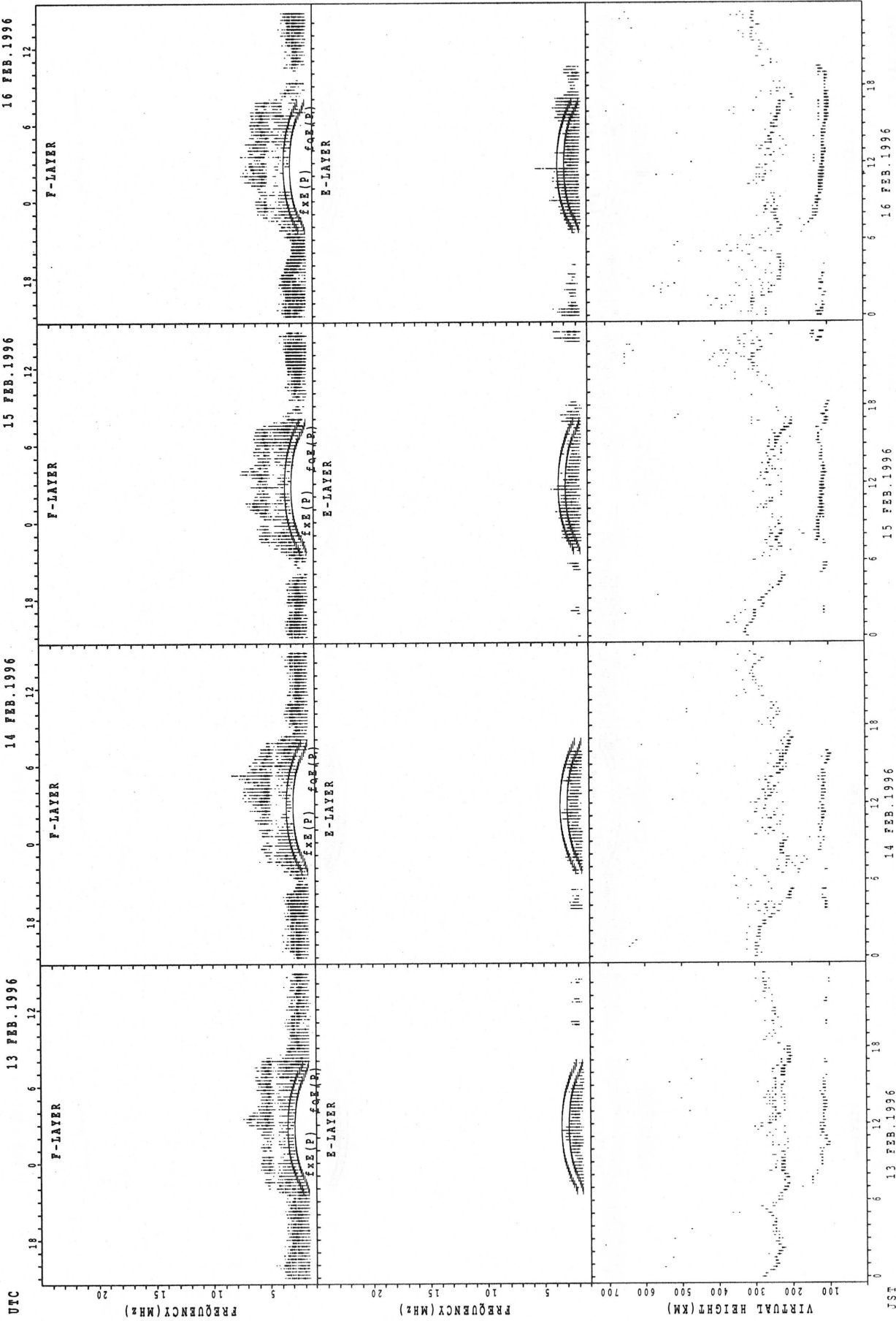
USE
 F2 (P) OBSERVED VALUE FOR F2
 F2 (P) OBSERVED VALUE FOR F2
 F2 (P) OBSERVED VALUE FOR F2

SUMMARY PLOTS AT WAKKANAI



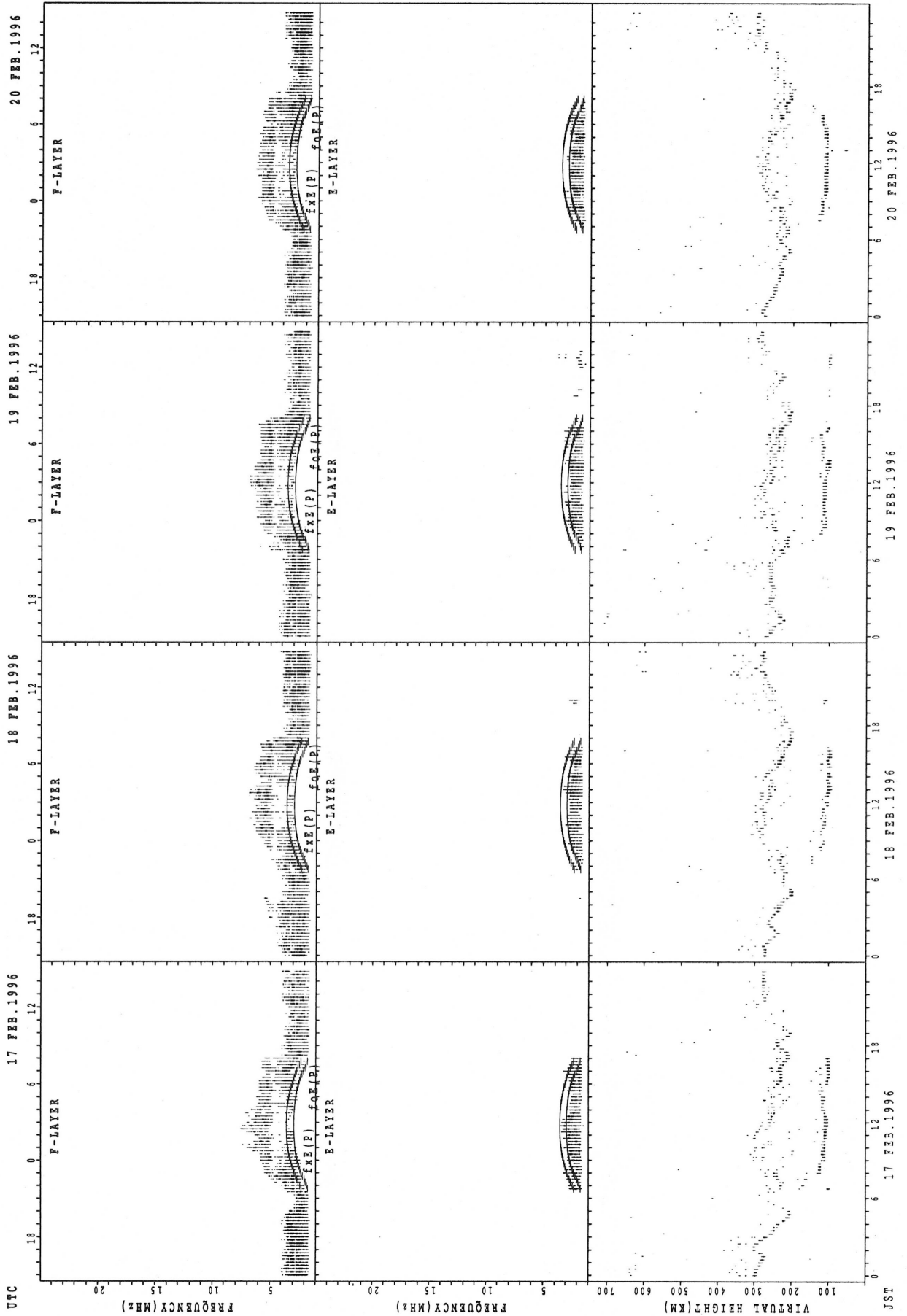
fXE(P); PREDICTED VALUE FOR fXE
fOF(P); PREDICTED VALUE FOR fOF

SUMMARY PLOTS AT WAKKANAI



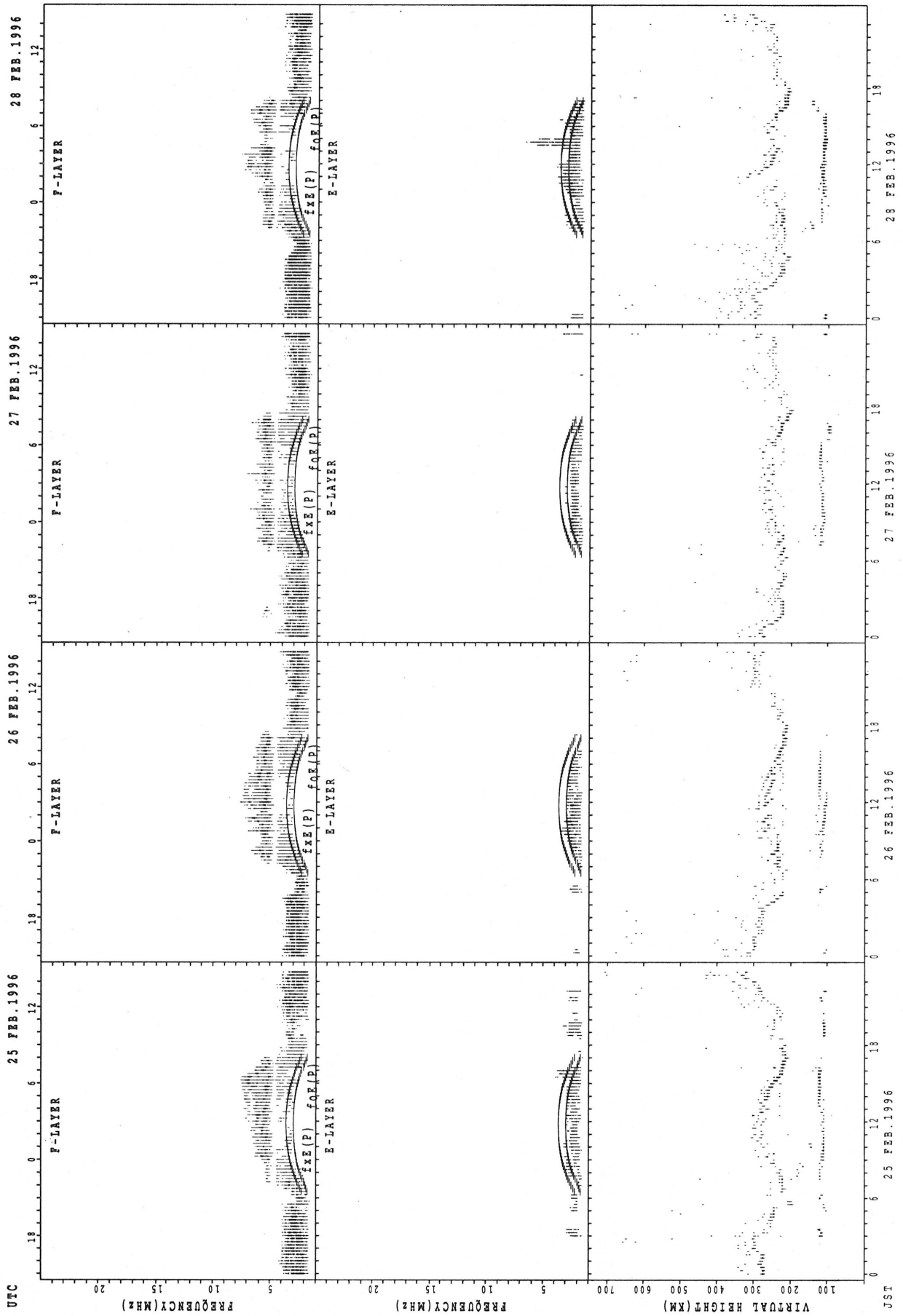
f_{x E}(P) : PREDICTED VALUE FOR f_{x E}
 f_{o E}(P) : PREDICTED VALUE FOR f_{o E}

SUMMARY PLOTS AT WAKKANAI



$f_{xe}(P)$: PREDICTED VALUE FOR f_{xe}
 $f_{oe}(P)$: PREDICTED VALUE FOR f_{oe}

SUMMARY PLOTS AT WAKKANAI

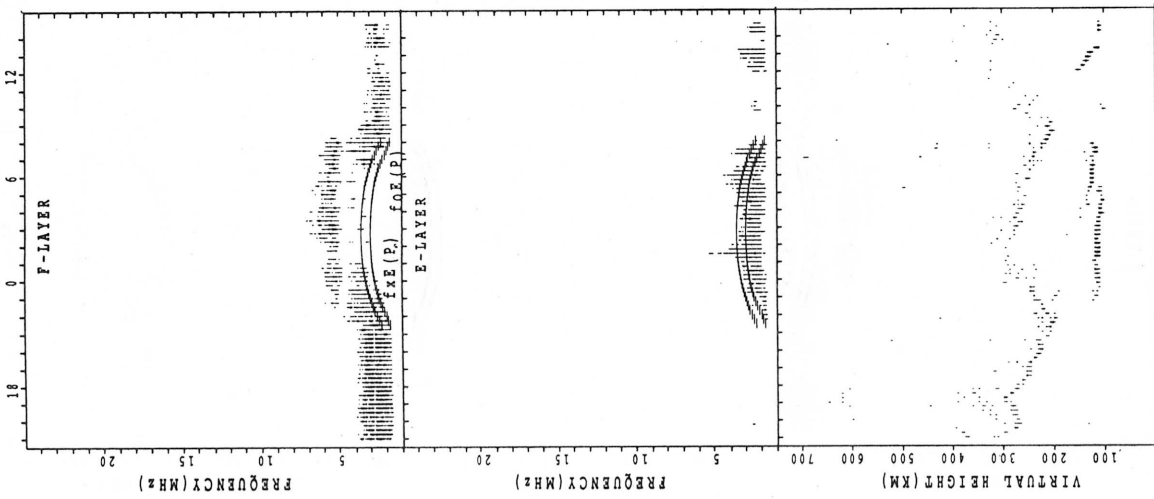


f_{x E(P)}: PREDICTED VALUE FOR f_{x E}
 f_{o E(P)}: PREDICTED VALUE FOR f_{o E}

SUMMARY PLOTS AT WAKKANAI

29 FEB. 1996

UTC

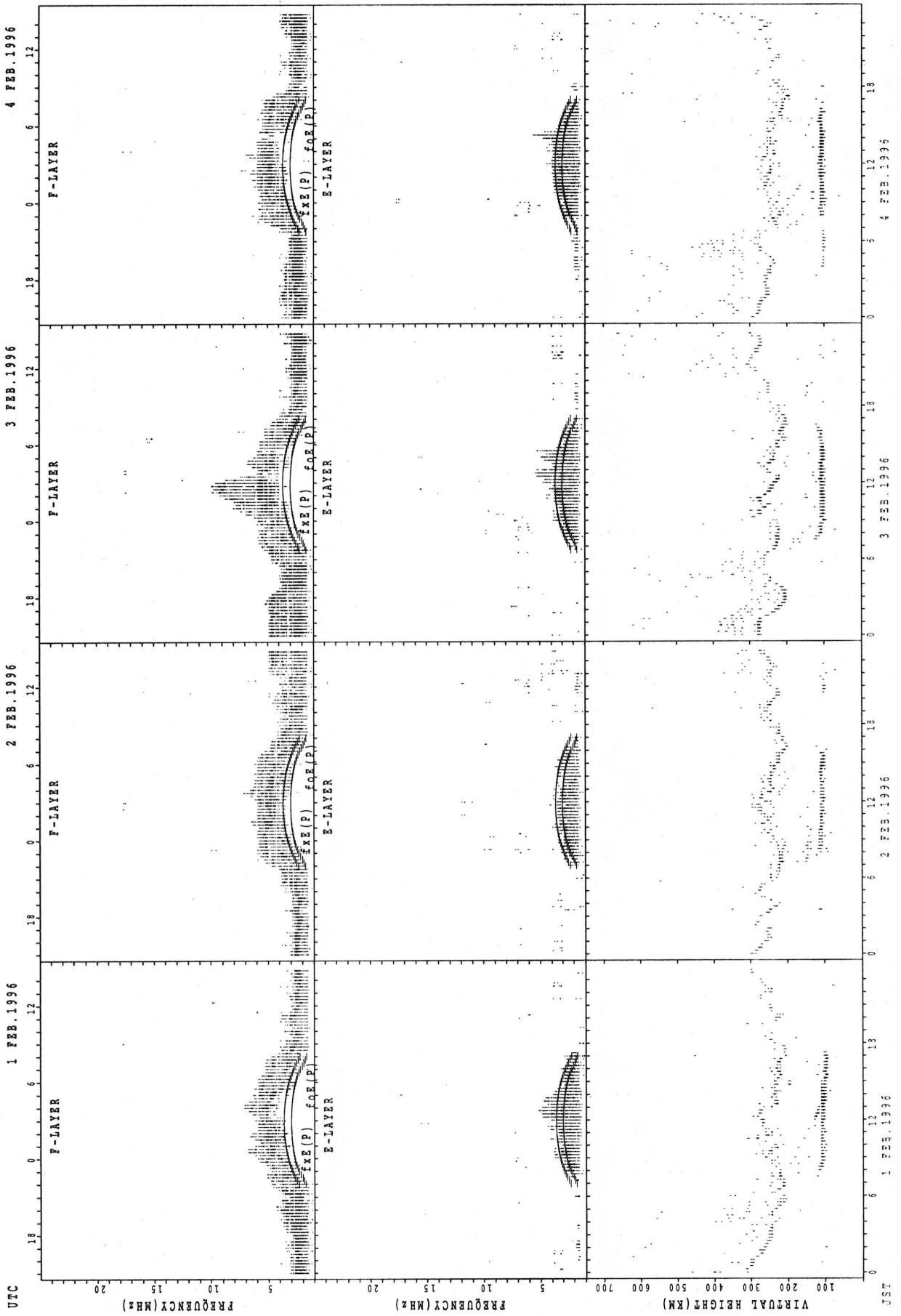


29 FEB. 1996

UTC

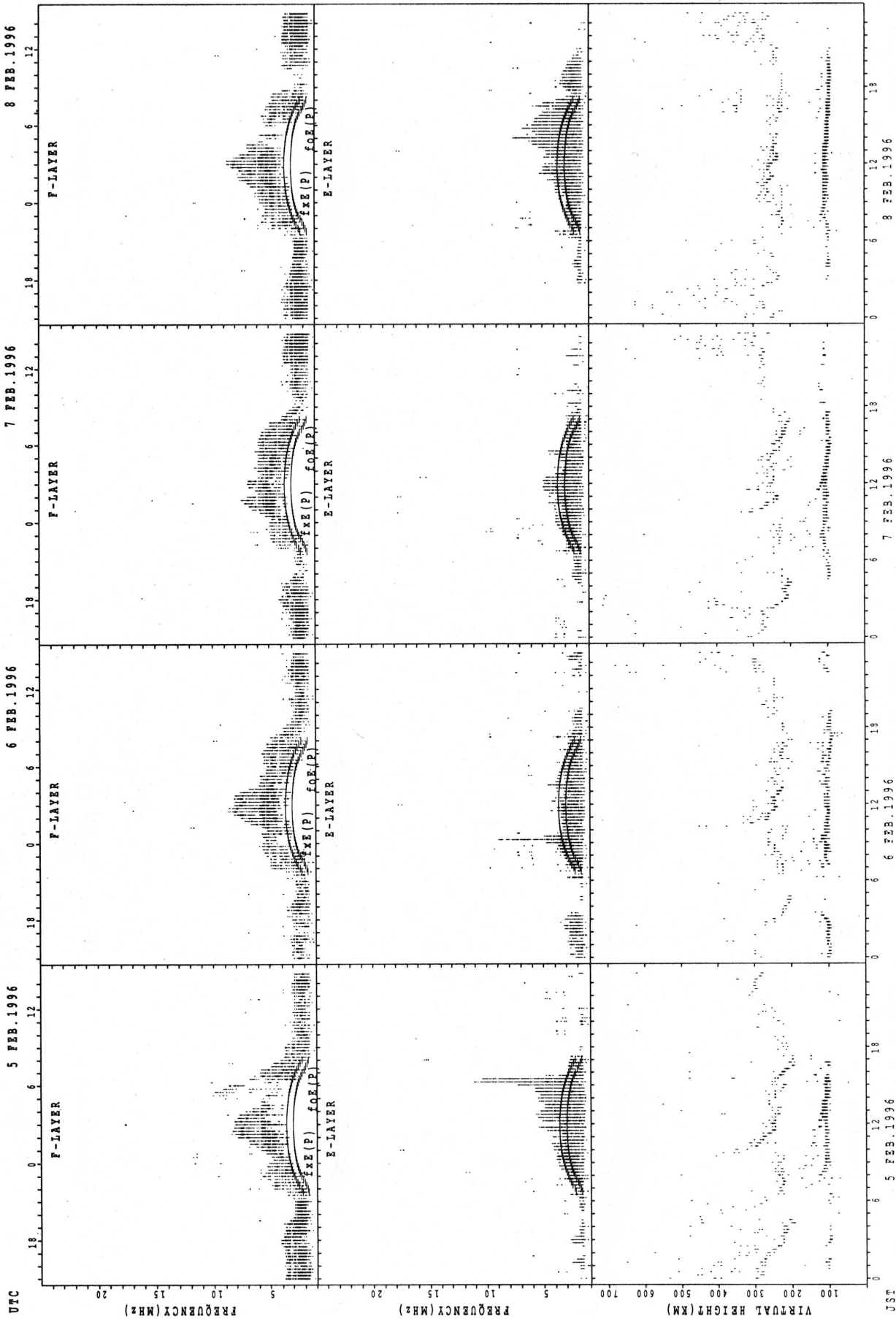
EXE(P) PREDICTED VALUE FOR EXE
FOE(P) PREDICTED VALUE FOR FOE

SUMMARY PLOTS AT KOKUBUNJI TOKYO




F2(P) PREDICTED VALUE FOR F2E
 F2(O) OBSERVED VALUE FOR F2E
 F2(P) PREDICTED VALUE FOR F2E
 F2(O) OBSERVED VALUE FOR F2E

SUMMARY PLOTS AT KOKUBUNJI TOKYO



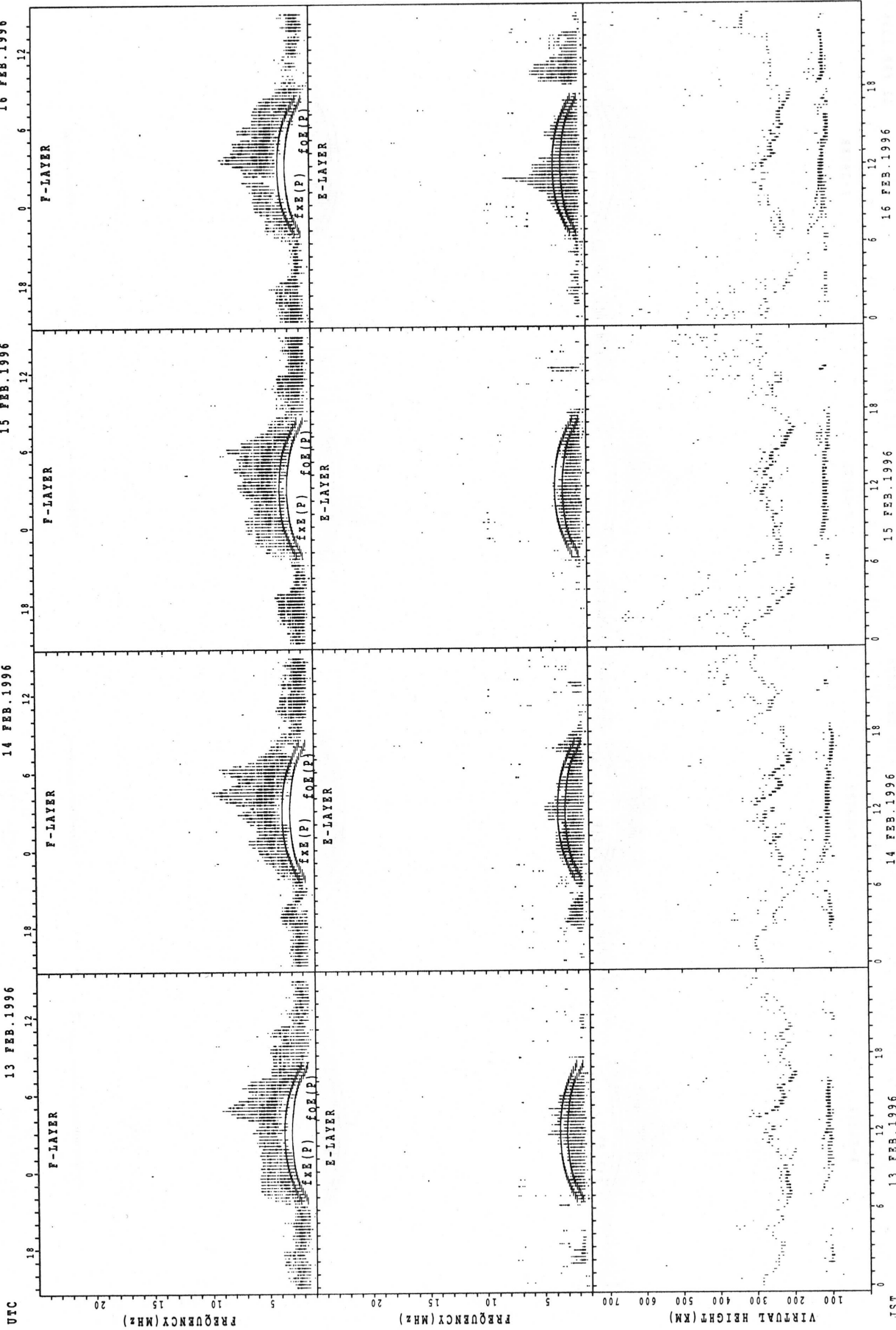
foF2(P) PREDICTED VALUE FOR F2
foE3(P) PREDICTED VALUE FOR E3

SUMMARY PLOTS AT KOKUBUNJI TOKYO



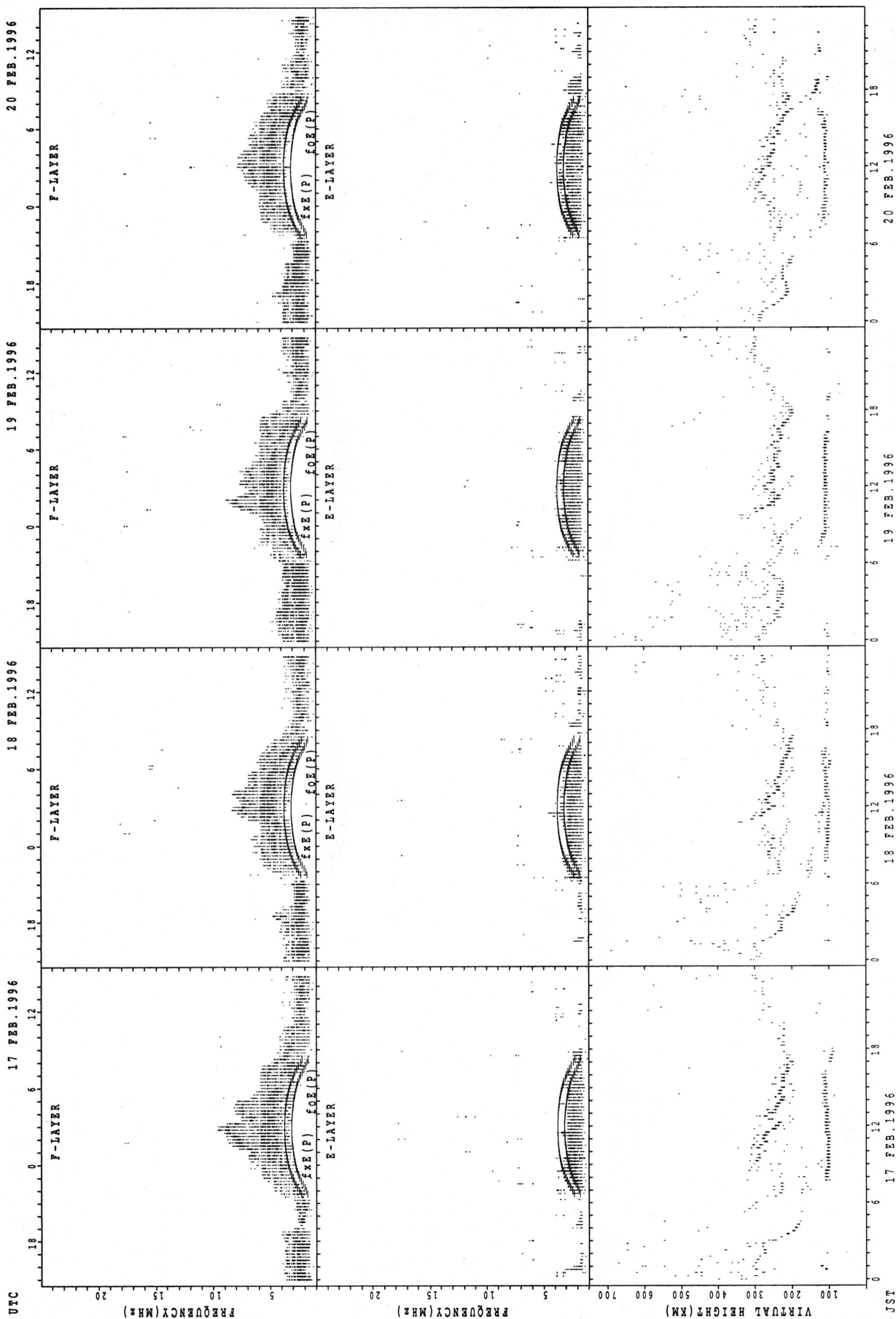
f_oF2 (P): PREDICTED VALUE FOR f_oF2
 f_oE (P): PREDICTED VALUE FOR f_oE
 f_oE3000MUF (P): PREDICTED VALUE FOR f_oE3000MUF

SUMMARY PLOTS AT KOKUBUNJI TOKYO



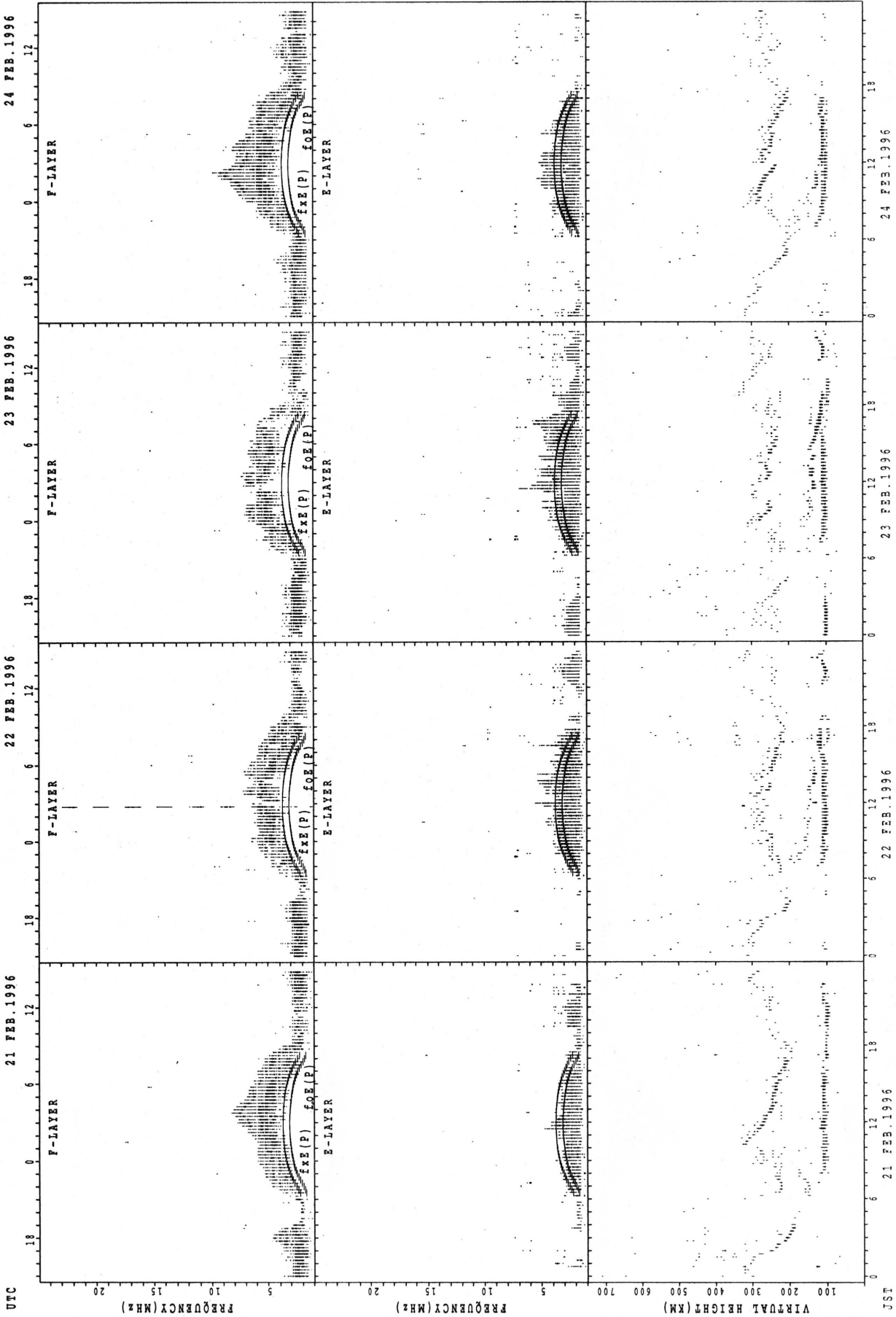
fxe(P) : PREDICTED VALUE FOR fxe
 fce(P) : PREDICTED VALUE FOR fce

SUMMARY PLOTS AT KOKUBUNJI TOKYO



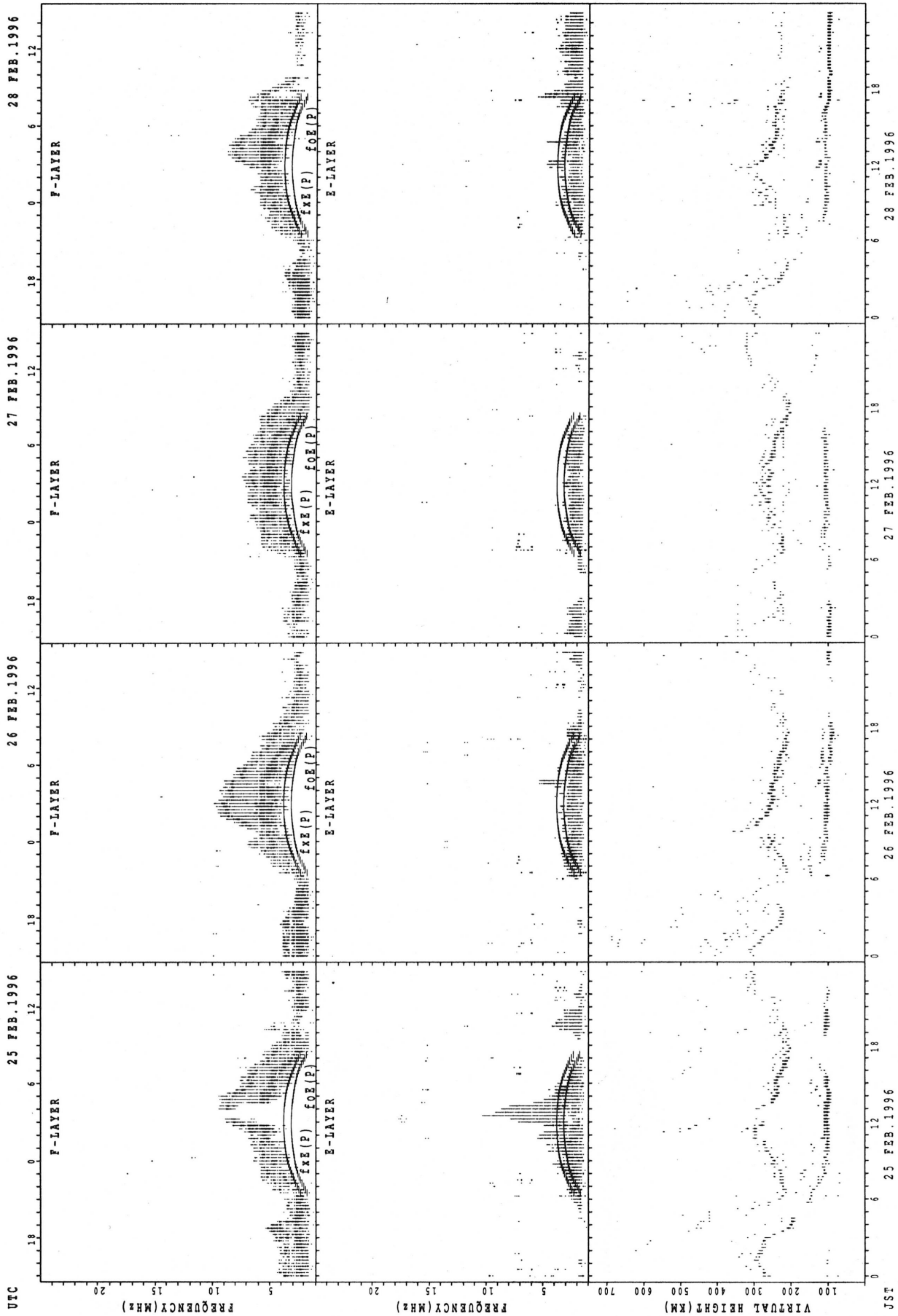
f_oF₂(P); PREDICTED VALUE FOR f_oF₂
 F₂(3000)MUF(P); PREDICTED VALUE FOR F₂(3000)MUF
 f_oE₂(P); PREDICTED VALUE FOR f_oE₂
 E_s(P); PREDICTED VALUE FOR E_s

SUMMARY PLOTS AT KOKUBUNJI TOKYO



f_xE(P): PREDICTED VALUE FOR f_xE
f_oE(P): PREDICTED VALUE FOR f_oE

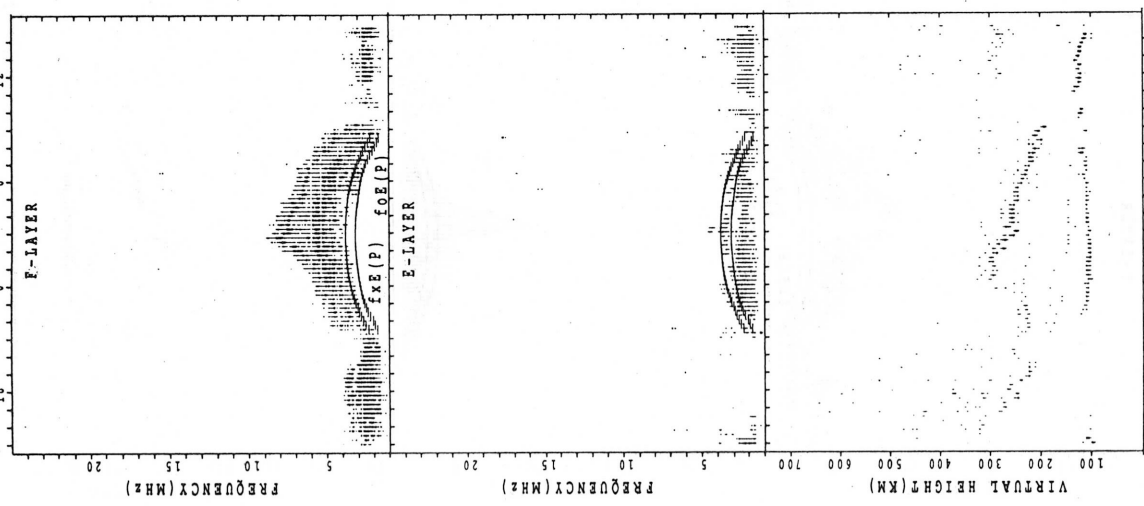
SUMMARY PLOTS AT KOKUBUNJI TOKYO



$f_xE(P)$: PREDICTED VALUE FOR f_xE
 $f_oE(P)$: PREDICTED VALUE FOR f_oE

SUMMARY PLOTS AT KOKUBUNJI TOKYO


UTC 29 FEB. 1996



UTR 29 FEB. 1996

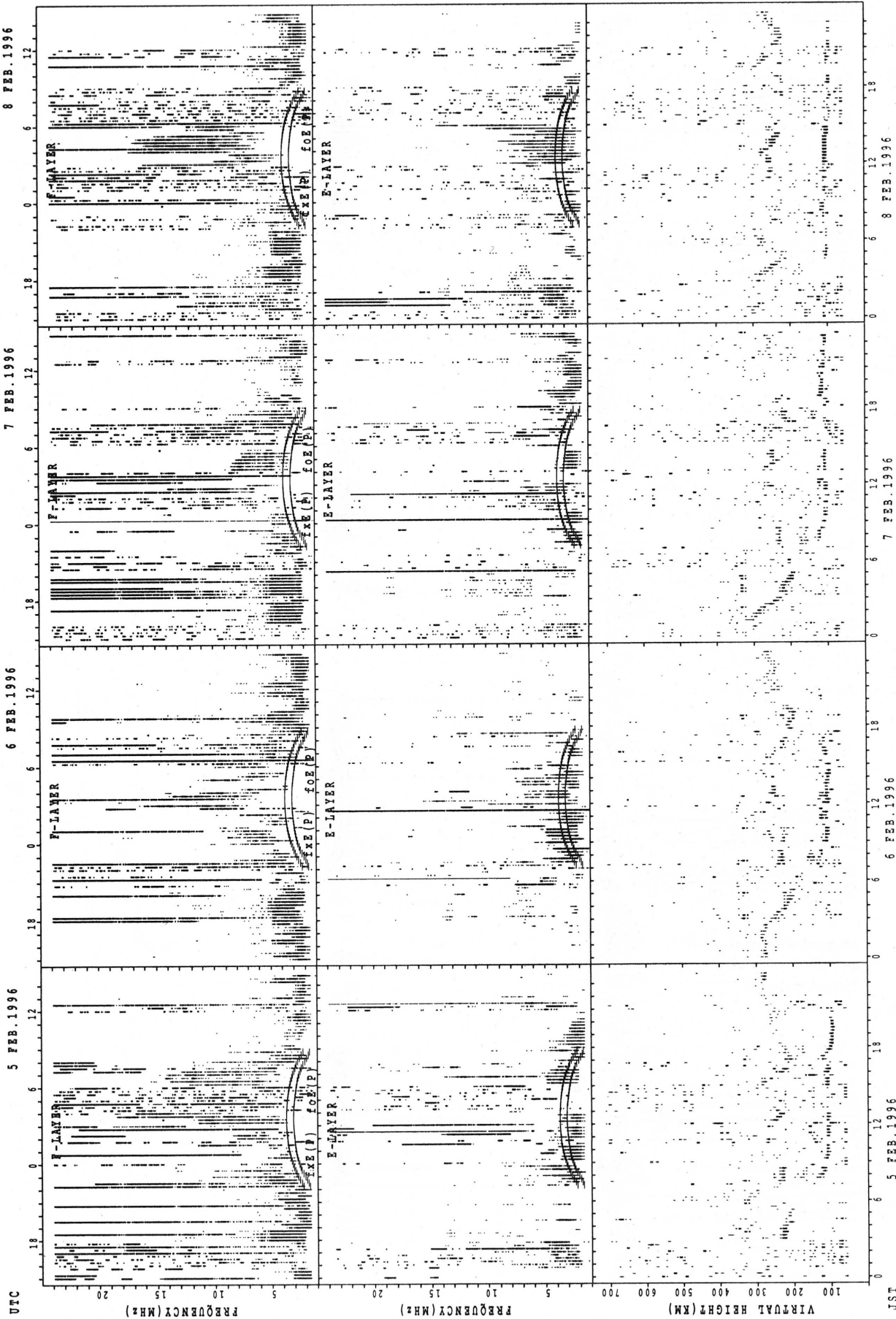
f_xE(P) PREDICTED VALUE FOR TIME
f_oE(P) PREDICTED VALUE FOR TIME

SUMMARY PLOTS AT YAMAGAWA




foE(P) PREDICTED VALUE FOR EMB
foE(P) PREDICTED VALUE FOR EMB

SUMMARY PLOTS AT YAMAGAWA



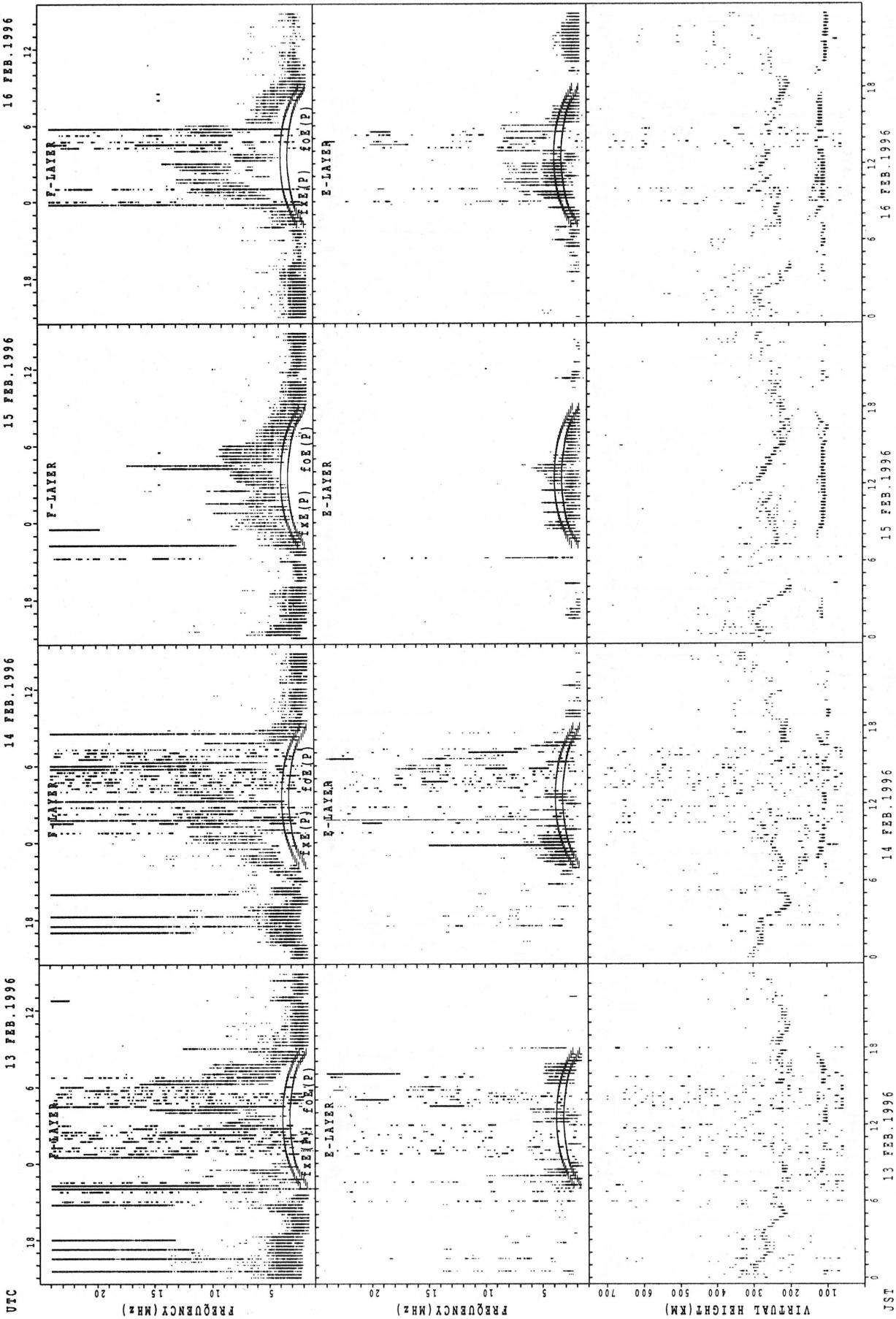
fxe(P) : PREDICTED VALUE FOR fxe
fof2(P) : PREDICTED VALUE FOR fof2

SUMMARY PLOTS AT YAMAGAWA




FX(P) : PREDICTED VALUE FOR Fx
 Fx(3000)MUF(P) : PREDICTED VALUE FOR Fx(3000)MUF

SUMMARY PLOTS AT YAMAGAWA




fxe(p) : PREDICTED VALUE FOR fxe
foE(p) : PREDICTED VALUE FOR foE

SUMMARY PLOTS AT YAMAGAWA




fxe(P); PREDICTED VALUE FOR fxe
 fce(P); PREDICTED VALUE FOR fce

SUMMARY PLOTS AT YAMAGAWA



f_oF_2(P) : PREDICTED VALUE FOR f_oF_2
f_oE_3(P) : PREDICTED VALUE FOR f_oE_3

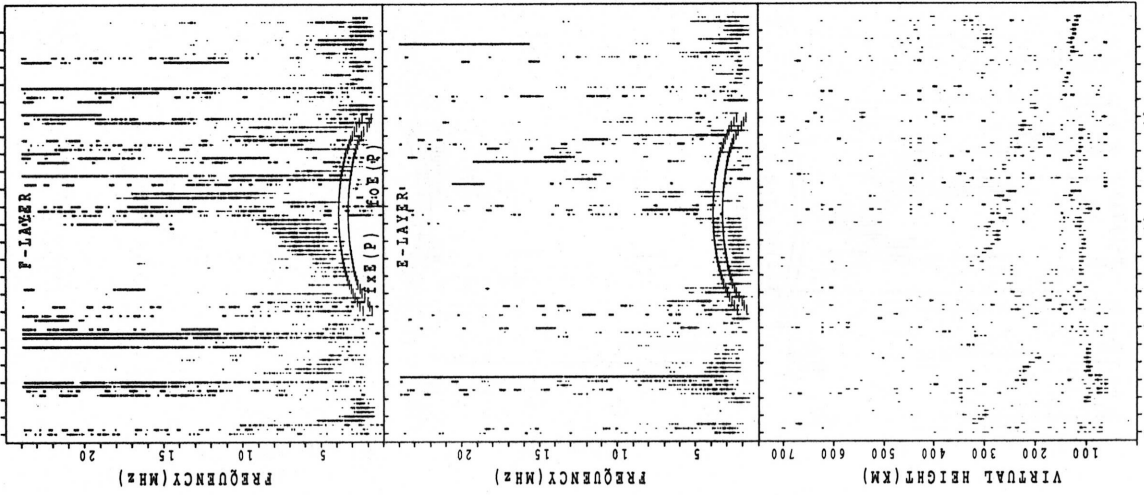
SUMMARY PLOTS AT YAMAGAWA



f_oF2(P) : PREDICTED VALUE FOR f_oF2
 f_minF2(P) : PREDICTED VALUE FOR f_minF2
 h'pF2(P) : PREDICTED VALUE FOR h'pF2

SUMMARY PLOTS AT YAMAGAWA

UTC 29 FEB. 1996

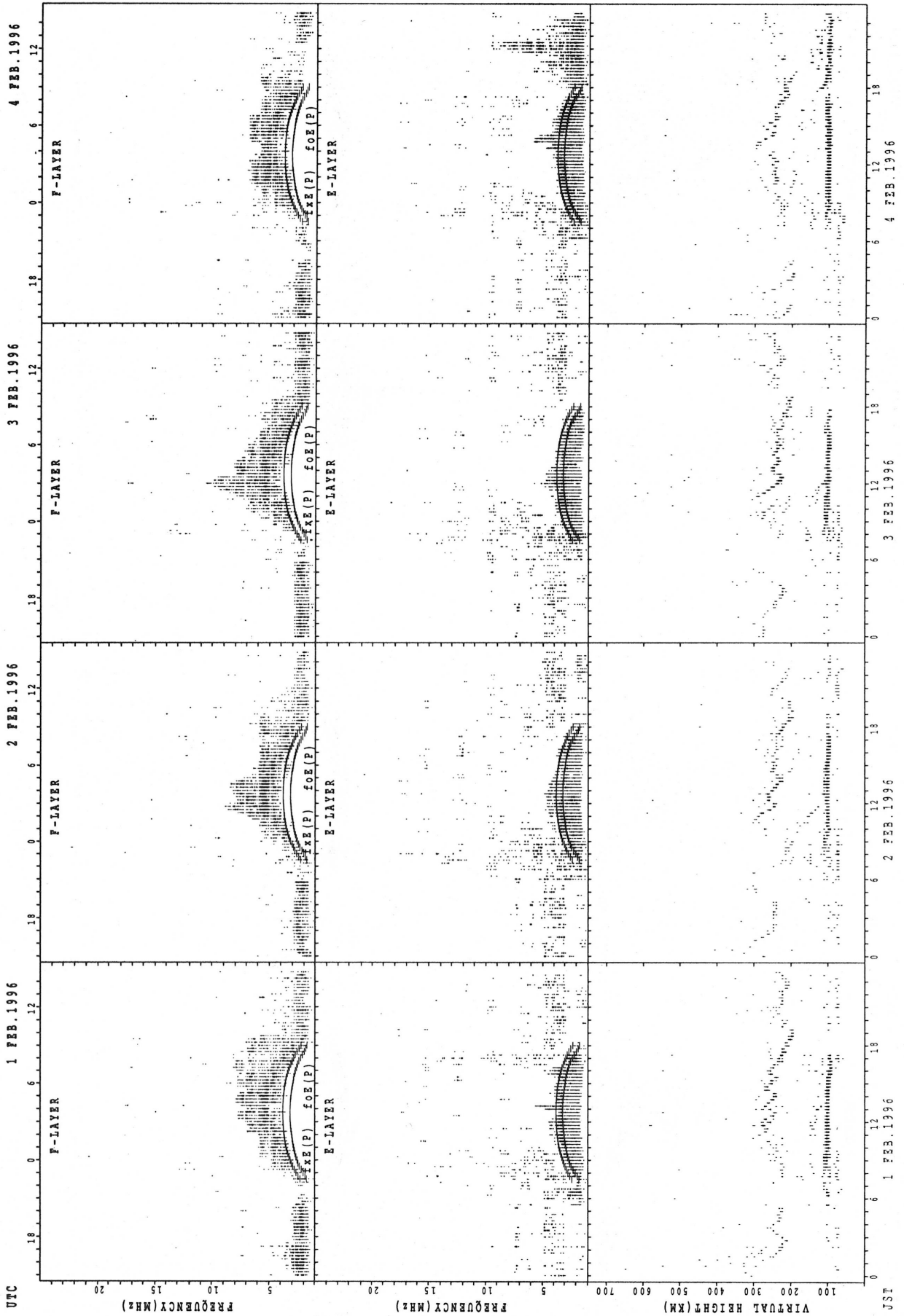


XfE(P) : PREDICTED VALUE FOR XfE
 fE(P) : PREDICTED VALUE FOR fE

Remarks: SUMMARY PLOTS AT YAMAGAWA
 from 1 Feb. 1996 to 29 Feb. 1996
 are not reliable because of
 the ionosonde trouble.

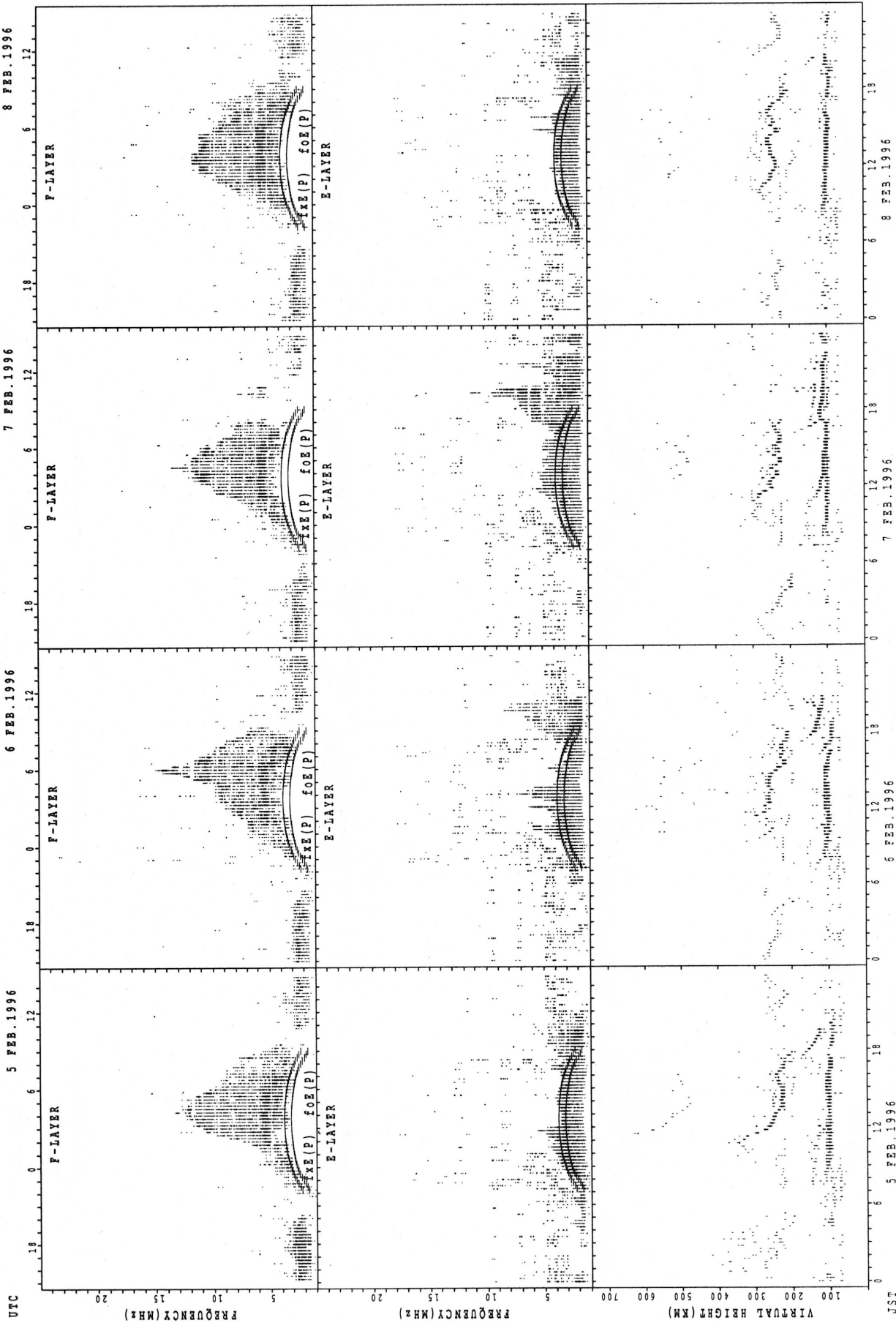
UTC

SUMMARY PLOTS AT OKINAWA



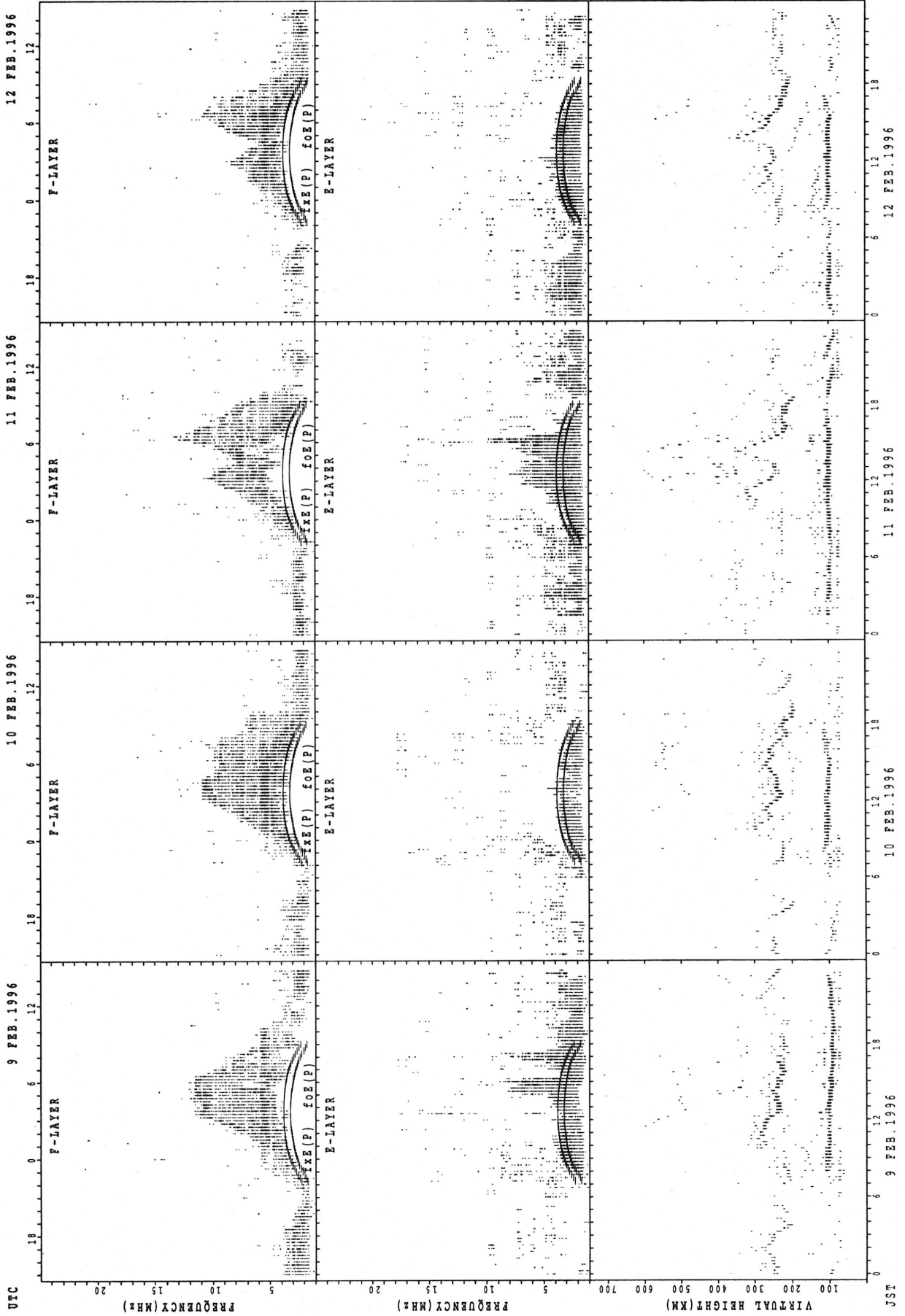
Fx(P) : PREDICTED VALUE FOR Fx
 Fx(O) : OBSERVED VALUE FOR Fx
 Fy(P) : PREDICTED VALUE FOR Fy
 Fy(O) : OBSERVED VALUE FOR Fy

SUMMARY PLOTS AT OKINAWA

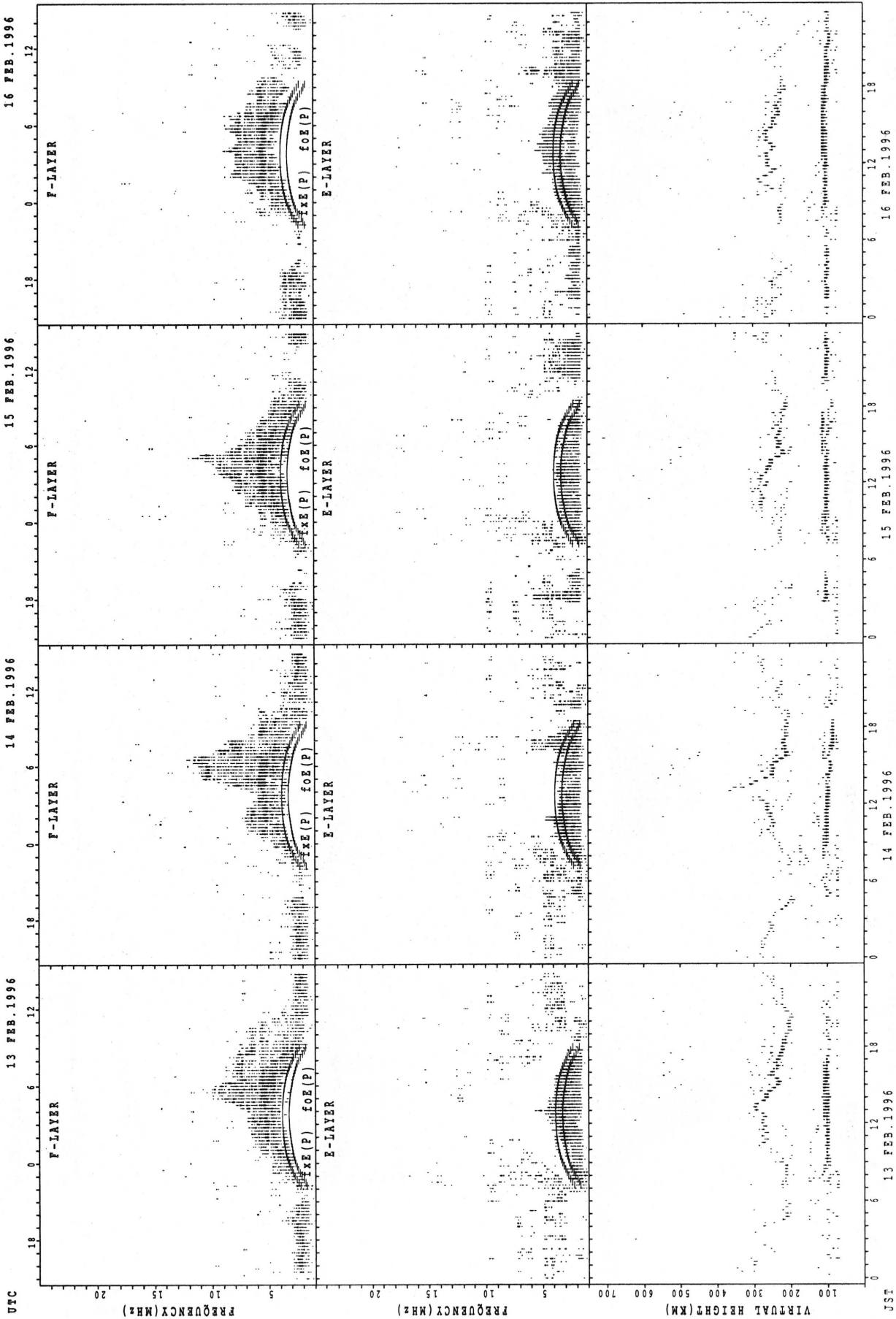


f_xE(P) PREDICTED VALUE FOR f_xE
f_oE(P) PREDICTED VALUE FOR f_oE

SUMMARY PLOTS AT OKINAWA

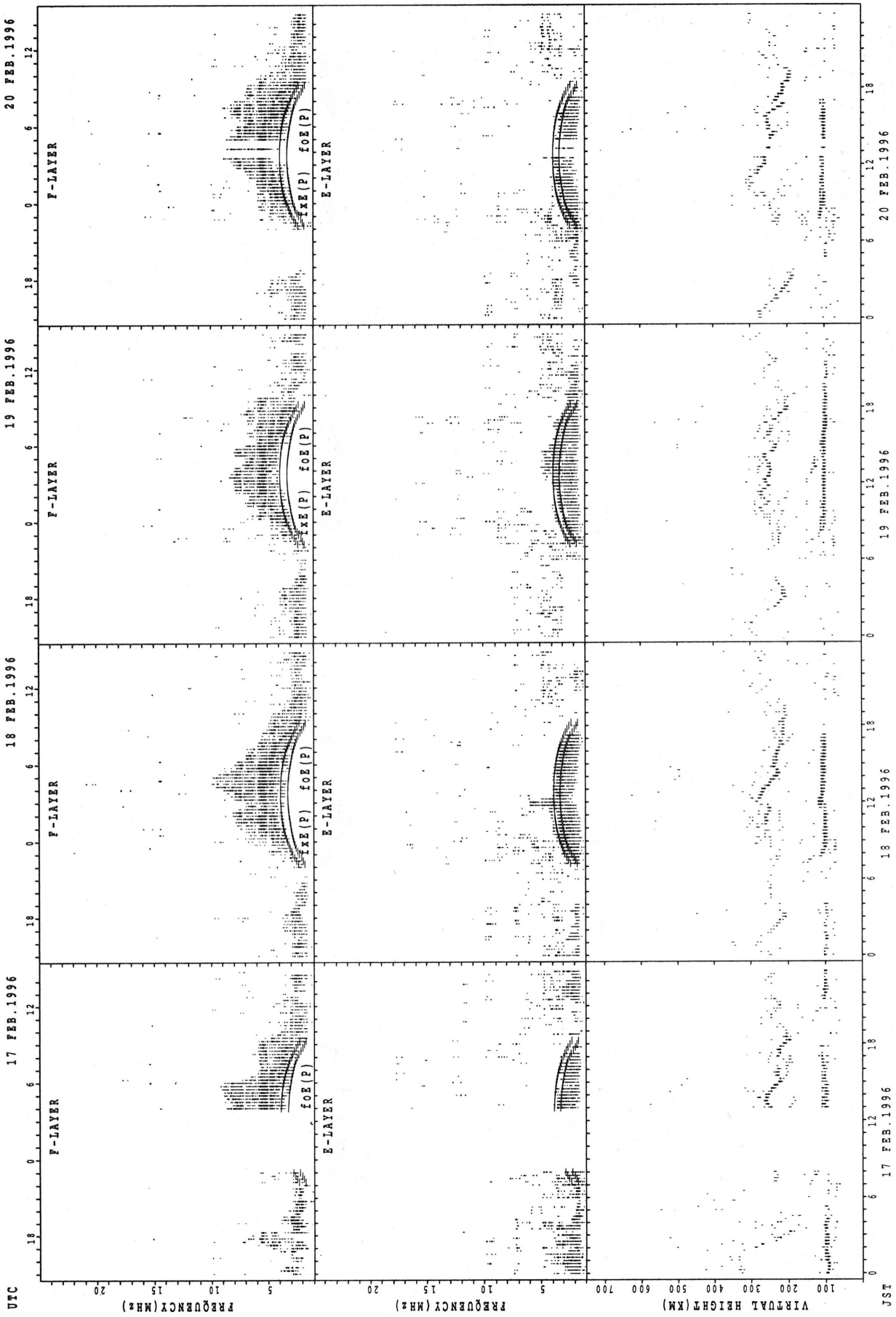


SUMMARY PLOTS AT OKINAWA



fXE(P) PREDICTED VALUE FOR fXE
 fXE(P) PREDICTED VALUE FOR fXE

SUMMARY PLOTS AT OKINAWA




$f_{x E}(P)$: PREDICTED VALUE FOR $f_{x E}$
 $f_o E(P)$: PREDICTED VALUE FOR $f_o E$

UTC

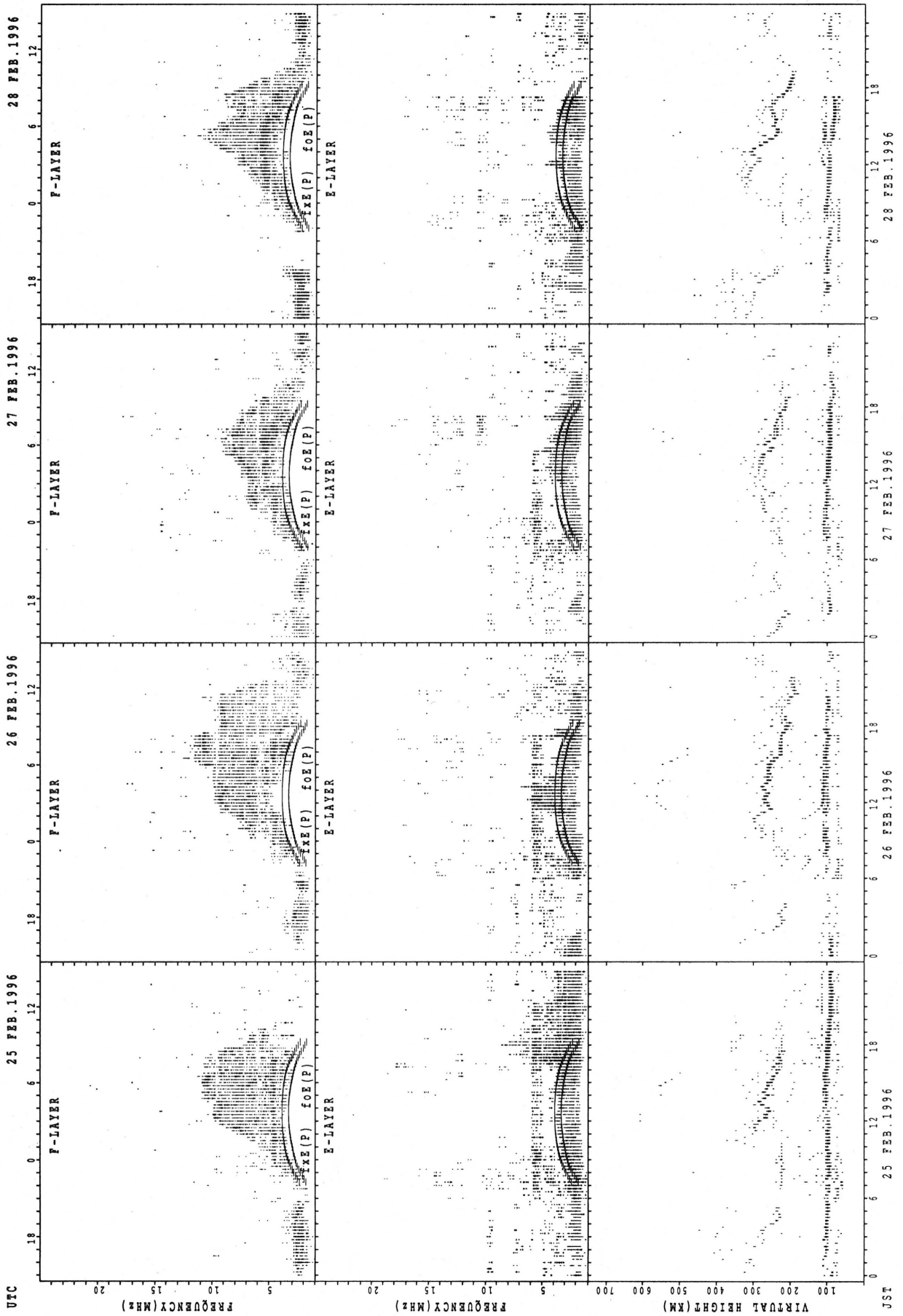
JST

SUMMARY PLOTS AT OKINAWA



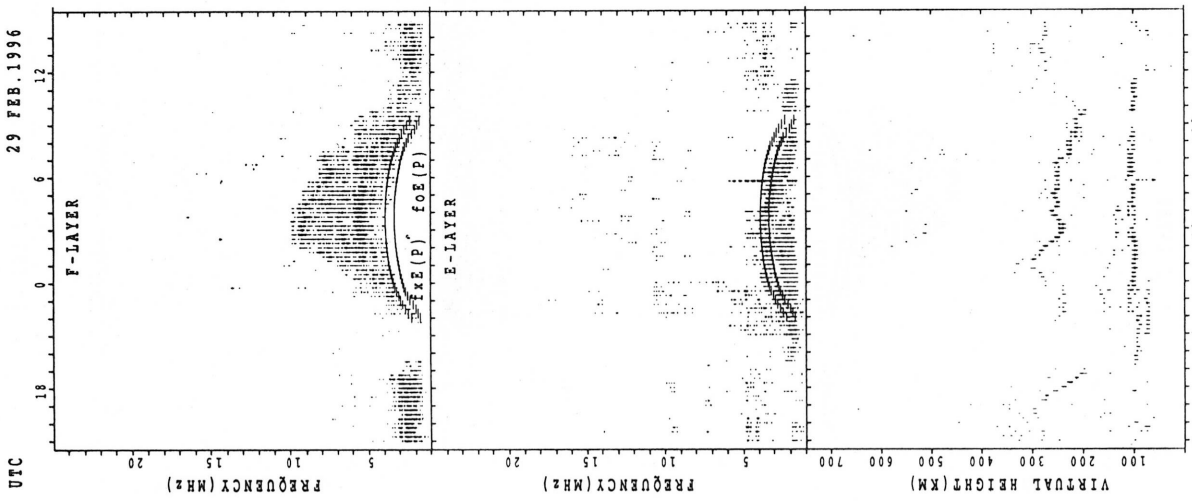
f_xe(P) : PREDICTED VALUE FOR f_xe
foe(P) : PREDICTED VALUE FOR foe

SUMMARY PLOTS AT OKINAWA



f_{x E}(P); PREDICTED VALUE FOR f_{x E}
 f_{o E}(P); PREDICTED VALUE FOR f_{o E}

SUMMARY PLOTS AT OKINAWA



29 FEB. 1996
00 06 12 18
29 FEB. 1996
00 06 12 18
foF2 h'pF2
foE h'E
VIRTUAL HEIGHT (KM)

MONTHLY MEDIANS OF h'F AND h'Es
 FEB. 1996 135E MEAN TIME (UTC+9H) AUTOMATIC SCALING

h'F STATION WAKKANAI LAT. 45.4N LON. 141.7E

| | 00 | 01 | 02 | 03 | 04 | 05 | 06 | 07 | 08 | 09 | 10 | 11 | 12 | 13 | 14 | 15 | 16 | 17 | 18 | 19 | 20 | 21 | 22 | 23 |
|-----|----|----|----|----|----|----|----|----|----|----|-----|-----|-----|-----|-----|-----|----|----|----|----|----|----|----|----|
| CNT | | | | | | | | | | | 12 | 18 | 18 | 17 | 14 | 10 | | | | | | | | |
| MED | | | | | | | | | | | 282 | 280 | 276 | 278 | 270 | 260 | | | | | | | | |
| U Q | | | | | | | | | | | 288 | 298 | 286 | 282 | 282 | 268 | | | | | | | | |
| L Q | | | | | | | | | | | 270 | 270 | 264 | 261 | 256 | 256 | | | | | | | | |

h'Es

| | 00 | 01 | 02 | 03 | 04 | 05 | 06 | 07 | 08 | 09 | 10 | 11 | 12 | 13 | 14 | 15 | 16 | 17 | 18 | 19 | 20 | 21 | 22 | 23 |
|-----|----|----|----|----|----|----|----|-----|-----|-----|-----|-----|-----|-----|-----|-----|-----|-----|----|----|----|----|----|----|
| CNT | | | | | | | | 14 | 24 | 26 | 29 | 28 | 25 | 28 | 28 | 28 | 20 | 14 | | | | | | |
| MED | | | | | | | | 162 | 140 | 125 | 123 | 116 | 115 | 119 | 119 | 119 | 115 | 108 | | | | | | |
| U Q | | | | | | | | 177 | 162 | 153 | 136 | 125 | 120 | 123 | 122 | 123 | 135 | 113 | | | | | | |
| L Q | | | | | | | | 157 | 129 | 119 | 117 | 114 | 111 | 114 | 115 | 113 | 104 | 105 | | | | | | |

h'F STATION KOKUBUNJI LAT. 35.7N LON. 139.5E

| | 00 | 01 | 02 | 03 | 04 | 05 | 06 | 07 | 08 | 09 | 10 | 11 | 12 | 13 | 14 | 15 | 16 | 17 | 18 | 19 | 20 | 21 | 22 | 23 |
|-----|----|----|----|----|----|----|----|----|----|----|-----|-----|-----|-----|-----|-----|----|----|----|----|----|----|----|----|
| CNT | | | | | | | | | | | 11 | 20 | 25 | 23 | 19 | 13 | | | | | | | | |
| MED | | | | | | | | | | | 278 | 274 | 272 | 256 | 248 | 252 | | | | | | | | |
| U Q | | | | | | | | | | | 294 | 303 | 278 | 262 | 260 | 262 | | | | | | | | |
| L Q | | | | | | | | | | | 262 | 259 | 253 | 248 | 242 | 235 | | | | | | | | |

h'Es

| | 00 | 01 | 02 | 03 | 04 | 05 | 06 | 07 | 08 | 09 | 10 | 11 | 12 | 13 | 14 | 15 | 16 | 17 | 18 | 19 | 20 | 21 | 22 | 23 |
|-----|----|----|----|----|----|----|----|-----|-----|-----|-----|-----|-----|-----|-----|-----|-----|-----|-----|-----|----|----|----|----|
| CNT | | | | | | | | 17 | 29 | 29 | 29 | 27 | 29 | 28 | 28 | 28 | 27 | 18 | 10 | 12 | | | | |
| MED | | | | | | | | 149 | 119 | 125 | 119 | 113 | 113 | 111 | 108 | 107 | 111 | 101 | 100 | 99 | | | | |
| U Q | | | | | | | | 164 | 155 | 159 | 137 | 143 | 119 | 114 | 112 | 111 | 119 | 107 | 111 | 111 | | | | |
| L Q | | | | | | | | 132 | 113 | 112 | 107 | 107 | 108 | 107 | 105 | 106 | 103 | 97 | 97 | 97 | | | | |

h'F STATION YAMAGAWA LAT. 31.2N LON. 130.6E

| | 00 | 01 | 02 | 03 | 04 | 05 | 06 | 07 | 08 | 09 | 10 | 11 | 12 | 13 | 14 | 15 | 16 | 17 | 18 | 19 | 20 | 21 | 22 | 23 |
|-----|-----|-----|----|-----|-----|----|----|-----|-----|-----|-----|-----|-----|-----|-----|-----|-----|-----|-----|----|----|----|----|----|
| CNT | 10 | 13 | | 11 | 12 | | | 11 | 11 | 17 | 13 | 20 | 20 | 23 | 21 | 19 | 16 | 18 | 15 | | | | | |
| MED | 246 | 314 | | 318 | 295 | | | 240 | 248 | 254 | 302 | 278 | 266 | 262 | 256 | 254 | 230 | 227 | 238 | | | | | |
| U Q | 272 | 370 | | 384 | 356 | | | 318 | 378 | 290 | 332 | 289 | 280 | 272 | 305 | 278 | 237 | 242 | 286 | | | | | |
| L Q | 222 | 236 | | 222 | 219 | | | 208 | 234 | 231 | 253 | 259 | 255 | 240 | 243 | 236 | 214 | 210 | 222 | | | | | |

h'Es

| | 00 | 01 | 02 | 03 | 04 | 05 | 06 | 07 | 08 | 09 | 10 | 11 | 12 | 13 | 14 | 15 | 16 | 17 | 18 | 19 | 20 | 21 | 22 | 23 |
|-----|-----|-----|----|-----|-----|----|-----|-----|-----|-----|-----|-----|-----|-----|-----|-----|-----|-----|-----|-----|-----|-----|-----|----|
| CNT | 14 | 14 | | 12 | 12 | | 12 | 19 | 25 | 25 | 23 | 27 | 25 | 27 | 26 | 24 | 24 | 28 | 20 | 13 | 18 | 16 | 12 | |
| MED | 115 | 105 | | 107 | 110 | | 107 | 123 | 131 | 131 | 145 | 125 | 113 | 113 | 111 | 113 | 112 | 122 | 106 | 101 | 106 | 112 | 107 | |
| U Q | 155 | 133 | | 141 | 133 | | 119 | 163 | 158 | 155 | 167 | 143 | 124 | 119 | 121 | 119 | 117 | 147 | 113 | 114 | 113 | 159 | 113 | |
| L Q | 101 | 95 | | 75 | 98 | | 89 | 97 | 117 | 102 | 111 | 113 | 111 | 111 | 107 | 110 | 107 | 112 | 95 | 96 | 103 | 98 | 99 | |

MONTHLY MEDIANS OF h'F AND h'Es
 FEB. 1996 135E MEAN TIME (UTC+9H) AUTOMATIC SCALING

h'F STATION OKINAWA LAT. 26.3N LON. 127.8E

| | 00 | 01 | 02 | 03 | 04 | 05 | 06 | 07 | 08 | 09 | 10 | 11 | 12 | 13 | 14 | 15 | 16 | 17 | 18 | 19 | 20 | 21 | 22 | 23 |
|-----|----|----|----|----|----|----|----|----|----|----|-----|-----|-----|-----|-----|-----|-----|-----|-----|----|----|----|----|----|
| CNT | | | | | | | | | | | 10 | 23 | 23 | 22 | 26 | 26 | 21 | 18 | 10 | | | | | |
| MED | | | | | | | | | | | 280 | 274 | 258 | 252 | 256 | 248 | 240 | 239 | 247 | | | | | |
| U Q | | | | | | | | | | | 298 | 290 | 266 | 262 | 264 | 258 | 250 | 266 | 266 | | | | | |
| L Q | | | | | | | | | | | 264 | 256 | 244 | 246 | 240 | 234 | 226 | 228 | 224 | | | | | |

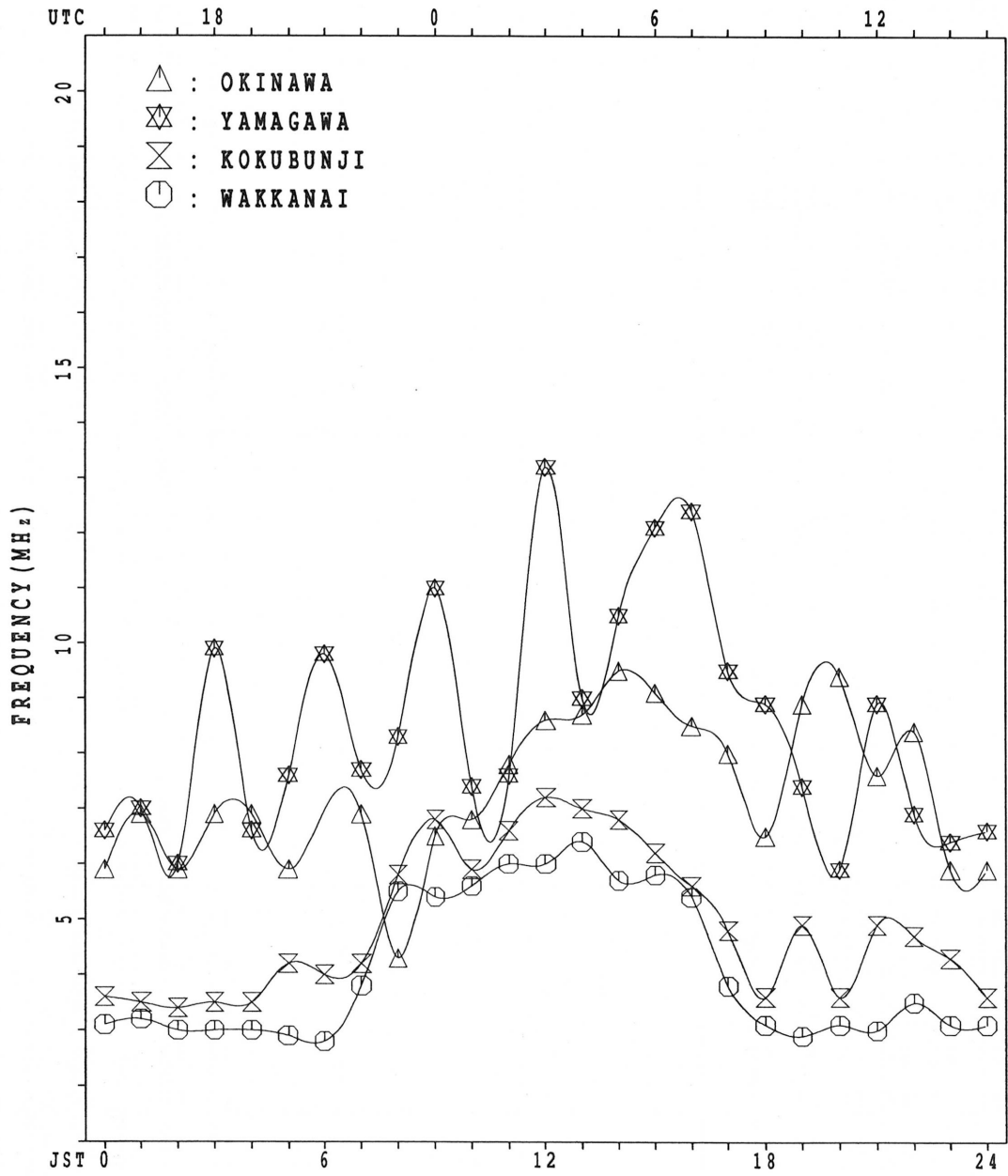
h'Es

| | 00 | 01 | 02 | 03 | 04 | 05 | 06 | 07 | 08 | 09 | 10 | 11 | 12 | 13 | 14 | 15 | 16 | 17 | 18 | 19 | 20 | 21 | 22 | 23 |
|-----|----|----|----|----|----|----|----|----|-----|-----|-----|-----|-----|-----|-----|-----|-----|-----|-----|-----|-----|-----|-----|-----|
| CNT | | | | | | | 10 | | 25 | 26 | 22 | 26 | 27 | 26 | 27 | 27 | 27 | 24 | 14 | 15 | 17 | 15 | 13 | 11 |
| MED | | | | | | | 86 | | 131 | 107 | 123 | 119 | 113 | 107 | 107 | 105 | 103 | 106 | 101 | 99 | 99 | 97 | 95 | 97 |
| U Q | | | | | | | 99 | | 151 | 151 | 149 | 141 | 119 | 111 | 111 | 107 | 107 | 111 | 119 | 113 | 106 | 109 | 109 | 103 |
| L Q | | | | | | | 77 | | 105 | 103 | 103 | 107 | 107 | 103 | 103 | 103 | 95 | 99 | 95 | 93 | 93 | 89 | 90 | 91 |

MONTHLY MEDIANS PLOT OF fOF2

FEB. 1996

AUTOMATIC SCALING



IONOSPHERIC DATA STATION Kokubunji

FEB. 1996 fxI (0.1MHz) 135'E MEAN TIME (G.M.T. + 9 H)

LAT. 35'42.4'N LON. 139'29.3'E SWEEP 1.0MHz TO 25.0MHz IN 24.0SEC IN MANUAL SCALING

| H D | 00 | 01 | 02 | 03 | 04 | 05 | 06 | 07 | 08 | 09 | 10 | 11 | 12 | 13 | 14 | 15 | 16 | 17 | 18 | 19 | 20 | 21 | 22 | 23 |
|--------|----|----|----|----|----|----|----|----|----|----|----|----|----|----|----|----|----|----|----|----|----|----|----|----|
| 1 | 32 | X | X | X | 39 | 42 | 36 | | | | | | | | | | | | X | X | X | X | X | X |
| 2 | X | X | X | X | X | X | | | | | | | | | | | | | X | X | X | X | X | X |
| 3 | 51 | 53 | 52 | 52 | 40 | 40 | 48 | | | | | | | | | | | | X | X | X | X | X | X |
| 4 | 38 | 38 | 40 | 38 | 38 | 34 | 35 | | | | | | | | | | | | X | X | X | X | X | X |
| 5 | 38 | 38 | 40 | 46 | X | 38 | 32 | 34 | | | | | | | | | | | X | X | X | X | X | X |
| 6 | X | X | X | X | X | X | X | | | | | | | | | | | | X | X | X | X | X | X |
| 7 | 34 | 33 | 33 | 36 | 35 | 26 | 27 | | | | | | | | | | | | X | X | X | X | X | X |
| 8 | 35 | 33 | 35 | 42 | X | 41 | 28 | 26 | | | | | | | | | | | X | X | X | X | X | X |
| 9 | X | 38 | 40 | 34 | 35 | 31 | 30 | 29 | | | | | | | | | | | X | X | X | X | X | X |
| 10 | 38 | 40 | 39 | 40 | X | 36 | 29 | 31 | | | | | | | | | | | X | X | X | X | X | X |
| 11 | 38 | 36 | 36 | 38 | X | 36 | 28 | 28 | | | | | | | | | | | X | X | X | X | X | X |
| 12 | X | 33 | 36 | 33 | 40 | 42 | 31 | 26 | | | | | | | | | | | X | X | X | A | 41 | 40 |
| 13 | 40 | X | X | X | X | X | X | X | | | | | | | | | | | X | X | X | X | X | X |
| 14 | X | 38 | 38 | 40 | 37 | 32 | 34 | 34 | | | | | | | | | | | X | X | X | X | X | X |
| 15 | X | 34 | 34 | 34 | 37 | 40 | 36 | 26 | | | | | | | | | | | X | X | X | X | X | X |
| 16 | 36 | 34 | 38 | 41 | 35 | 25 | 27 | X | | | | | | | | | | | X | X | X | X | X | X |
| 17 | 34 | 39 | 41 | 39 | 25 | 25 | 28 | X | | | | | | | | | | | X | A | X | X | X | X |
| 18 | 37 | 39 | 37 | 37 | X | 36 | 26 | 29 | | | | | | | | | | | X | X | X | X | X | X |
| 19 | 39 | 35 | 41 | 44 | 41 | 30 | 34 | | | | | | | | | | | | X | X | X | X | X | X |
| 20 | 40 | 42 | 46 | 41 | 40 | 40 | 40 | | | | | | | | | | | | X | X | X | X | X | X |
| 21 | 39 | 40 | 48 | 38 | 38 | 33 | 34 | | | | | | | | | | | | X | X | X | X | X | X |
| 22 | 36 | 35 | 39 | 47 | X | 28 | 21 | 28 | | | | | | | | | | | X | X | X | X | X | X |
| 23 | 33 | X | X | X | X | X | X | X | | | | | | | | | | | X | X | X | X | A | X |
| 24 | 32 | 32 | 33 | 35 | 36 | 22 | 28 | X | | | | | | | | | | | X | X | X | X | X | X |
| 25 | 32 | 35 | 34 | 36 | 37 | 27 | 30 | X | | | | | | | | | | | X | X | X | X | X | X |
| 26 | X | X | X | X | X | X | X | X | | | | | | | | | | | X | X | X | X | X | X |
| 27 | 38 | 38 | 39 | 38 | 40 | 39 | 32 | | | | | | | | | | | | X | X | X | X | X | X |
| 28 | 41 | 42 | 43 | 46 | 52 | 35 | 37 | X | | | | | | | | | | | X | X | A | X | X | X |
| 29 | 40 | 40 | 42 | 40 | 33 | 28 | 31 | X | | | | | | | | | | | X | X | X | X | X | X |
| 30 | 37 | 38 | 40 | 35 | 30 | 30 | 34 | | | | | | | | | | | | X | X | X | X | X | X |
| 31 | 35 | 34 | 33 | 37 | 36 | 23 | 33 | X | | | | | | | | | | | X | X | X | A | X | X |
| 32 | X | 34 | 37 | 38 | 41 | 38 | 31 | 32 | | | | | | | | | | | X | A | X | X | X | X |
| 33 | | | | | | | | | | | | | | | | | | | | | | | | |
| CNT | 29 | 29 | 29 | 29 | 29 | 29 | 29 | | | | | | | | | | | | 29 | 27 | 28 | 27 | 28 | 29 |
| MED | 37 | 38 | 39 | 38 | 36 | 30 | 32 | X | | | | | | | | | | | X | X | X | X | X | X |
| U Q | 38 | 40 | 41 | 41 | 40 | 34 | 34 | | | | | | | | | | | | X | X | X | X | X | X |
| L Q | 34 | 34 | 34 | 36 | 34 | 26 | 28 | X | | | | | | | | | | | X | X | X | X | X | X |

IONOSPHERIC DATA STATION Kokubunji

FEB. 1996 foF2 (0.1MHz) 135°E MEAN TIME (G.M.T. + 9 H)

LAT. 35°42.4'N LON. 139°29.3'E SWEEP 1.0MHz TO 25.0MHz IN 24.0SEC IN MANUAL SCALING

| D | H | 00 | 01 | 02 | 03 | 04 | 05 | 06 | 07 | 08 | 09 | 10 | 11 | 12 | 13 | 14 | 15 | 16 | 17 | 18 | 19 | 20 | 21 | 22 | 23 | | |
|-----|-----|----|----|----|-----|----|-----|----|-----|-----|----|----|----|----|----|-----|----|-----|----|----|----|----|----|----|----|----|----|
| 1 | F | 25 | 27 | 30 | 28 | 29 | 30 | 28 | 42 | 46 | 57 | 57 | 60 | 58 | 68 | 60 | 58 | 50 | 44 | 32 | 31 | 36 | 28 | 30 | 29 | | |
| 2 | F | 29 | 32 | 28 | 28 | 27 | 30 | 31 | 45 | 52 | 56 | 56 | 55 | 59 | 61 | 58 | 59 | 49 | 40 | 34 | 39 | 42 | 34 | 39 | 44 | | |
| 3 | F | 41 | 43 | 41 | 44 | 27 | 31 | 42 | 51 | 56 | 55 | 76 | 90 | 92 | 55 | 59 | 52 | 48 | 38 | 27 | 32 | 27 | 28 | 26 | 29 | | |
| 4 | F | 29 | 30 | 32 | 30 | 29 | 26 | 26 | 36 | 57 | 55 | 54 | 57 | 56 | 56 | 50 | 51 | 52 | 48 | 32 | 27 | 32 | 27 | 29 | 31 | | |
| 5 | F | 30 | 30 | 32 | 39 | 32 | 22 | 29 | 42 | J R | 54 | 46 | 56 | 74 | 77 | 68 | 53 | A | 58 | 39 | 34 | 23 | 28 | 27 | 26 | 28 | |
| 6 | F | 28 | 27 | 27 | 30 | 29 | 20 | 21 | 42 | 48 | 52 | 47 | 72 | 80 | 72 | 55 | 51 | 52 | 44 | 35 | 26 | 28 | 27 | 28 | 27 | | |
| 7 | F | 27 | 27 | 28 | 36 | 35 | 22 | 20 | 39 | 46 | 45 | 60 | 65 | 66 | 55 | 56 | 56 | 52 | 39 | 26 | 26 | 32 | 30 | 32 | 30 | | |
| 8 | F | 32 | 29 | 26 | 28 | 25 | 21 | 20 | 42 | R | 51 | 54 | 59 | 72 | 83 | 64 | 58 | 52 | 48 | 42 | 30 | 27 | 34 | 34 | 32 | 32 | |
| 9 | F | 31 | 32 | 31 | 34 | 30 | 23 | 25 | J R | 44 | 56 | 51 | 58 | 74 | 80 | 70 | 68 | 60 | 48 | 40 | 28 | 30 | 33 | 27 | 30 | 31 | |
| 10 | F | 30 | 30 | 30 | 32 | 30 | 22 | 22 | R | 44 | 52 | 50 | 60 | 53 | 65 | 59 | 53 | J R | 54 | 52 | 42 | 28 | 34 | 34 | 27 | 27 | 27 |
| 11 | F | 27 | 27 | 26 | J R | 32 | 37 | 20 | 20 | 43 | 50 | 50 | 56 | 72 | 90 | 102 | 71 | 66 | 72 | 45 | 28 | 28 | 32 | A | 35 | 32 | |
| 12 | F | 32 | 35 | 36 | 35 | 30 | 29 | 26 | 42 | 52 | 50 | 61 | 59 | 61 | 68 | 67 | 62 | 52 | 44 | 34 | 35 | 37 | 34 | 34 | 33 | | |
| 13 | F | 32 | 32 | 34 | 31 | 26 | 28 | 28 | 48 | 54 | 52 | 52 | 56 | 61 | 69 | 81 | 61 | 62 | 43 | 44 | 40 | 42 | 27 | 25 | 26 | | |
| 14 | F | 28 | 28 | 28 | 31 | 35 | 27 | 20 | 38 | 49 | 56 | 57 | 60 | 67 | 87 | 78 | 86 | 54 | 42 | 33 | 31 | 36 | 32 | 31 | 26 | | |
| 15 | F | 27 | 26 | 31 | 32 | 27 | 17 | 21 | J R | 45 | 57 | 62 | 58 | 60 | 70 | 67 | 68 | 80 | 54 | 41 | 32 | 36 | 38 | 28 | 28 | 27 | |
| 16 | J F | 26 | 30 | 33 | 33 | 18 | 19 | 22 | 42 | 48 | 55 | 59 | A | 74 | 75 | 66 | 64 | 56 | 50 | 33 | A | 28 | 28 | 27 | 30 | | |
| 17 | F | 30 | 31 | 31 | 31 | 30 | 19 | 23 | 42 | 52 | 61 | 71 | 83 | 91 | 78 | 74 | 56 | 58 | 48 | 40 | 38 | 28 | 30 | 28 | 30 | | |
| 18 | J R | 31 | 29 | 33 | 36 | 21 | 24 | 46 | 54 | 60 | 55 | 66 | 77 | 79 | 65 | 59 | 56 | 45 | 33 | 27 | 29 | 30 | 30 | 30 | 32 | | |
| 19 | F | 32 | 34 | 39 | J F | 32 | 34 | 33 | 33 | 48 | 54 | 51 | 64 | 82 | 68 | 69 | 60 | 54 | 54 | 60 | 40 | 30 | 28 | 33 | 32 | 33 | |
| 20 | F | 31 | 32 | 42 | 30 | 31 | 25 | 24 | 45 | 54 | 56 | 57 | 67 | 74 | 71 | 63 | 61 | 53 | 48 | 38 | 34 | 34 | 24 | 25 | 28 | | |
| 21 | F | 28 | 27 | 31 | 40 | 22 | U S | 15 | 20 | 42 | 49 | 56 | 55 | 62 | 72 | 76 | 65 | 60 | 55 | 49 | 33 | 26 | 27 | 27 | 28 | 27 | |
| 22 | F | 27 | 26 | 27 | 29 | 30 | 16 | 22 | 43 | 50 | 60 | 54 | 56 | 60 | 68 | 62 | 62 | 53 | 49 | 43 | 34 | 25 | 23 | A | 29 | | |
| 23 | F | 26 | 28 | 28 | 28 | 30 | 20 | 24 | 43 | 47 | 61 | 66 | 59 | 68 | 64 | 62 | 60 | 57 | 50 | 38 | 27 | 31 | 32 | 32 | 33 | | |
| 24 | F | 32 | 32 | 33 | 32 | 34 | 33 | 26 | 42 | 52 | 66 | 75 | 90 | 74 | 77 | 69 | 60 | 57 | 48 | 36 | 31 | 36 | 42 | 33 | 36 | | |
| 25 | F | 35 | 36 | 37 | 38 | 44 | 27 | 31 | 45 | 54 | 60 | 61 | 64 | 84 | 90 | 89 | 70 | 66 | 50 | 43 | 35 | A | 28 | 30 | 32 | | |
| 26 | F | 32 | 32 | 34 | 33 | 25 | 21 | 25 | 44 | 51 | 64 | 65 | 89 | 93 | 89 | 78 | 68 | 60 | 52 | 42 | 34 | 33 | 26 | 28 | 30 | | |
| 27 | F | 30 | 31 | 34 | 29 | 24 | 24 | 28 | 52 | 54 | 60 | 58 | 67 | 67 | 63 | 68 | 62 | 59 | 54 | 46 | 33 | 28 | 25 | 27 | 26 | | |
| 28 | F | 27 | 27 | 26 | 30 | 28 | 17 | 27 | 43 | 46 | 58 | 63 | 58 | 70 | 84 | 78 | 59 | 58 | 65 | 47 | 29 | 26 | A | 29 | 30 | | |
| 29 | F | 28 | 29 | 30 | 31 | 31 | 22 | 26 | 46 | 49 | 53 | 61 | 74 | 82 | 78 | 71 | 66 | 62 | R | 54 | 40 | A | 29 | 29 | 30 | 30 | |
| 30 | | | | | | | | | | | | | | | | | | | | | | | | | | | |
| 31 | | | | | | | | | | | | | | | | | | | | | | | | | | | |
| | | 00 | 01 | 02 | 03 | 04 | 05 | 06 | 07 | 08 | 09 | 10 | 11 | 12 | 13 | 14 | 15 | 16 | 17 | 18 | 19 | 20 | 21 | 22 | 23 | | |
| CNT | | 29 | 29 | 29 | 29 | 29 | 29 | 29 | 29 | 29 | 29 | 29 | 28 | 29 | 29 | 29 | 28 | 29 | 29 | 29 | 27 | 28 | 27 | 28 | 29 | | |
| MED | F | 30 | 30 | 31 | 32 | 30 | 22 | 25 | 43 | 52 | 56 | 58 | 66 | 72 | 69 | 65 | 60 | 54 | 45 | 34 | 31 | 32 | 28 | 30 | 30 | | |
| U Q | F | 32 | 32 | 34 | 34 | 33 | 28 | 28 | 45 | 54 | 60 | 62 | 74 | 81 | 78 | 71 | 63 | 58 | 50 | 40 | 34 | 35 | 32 | 32 | 32 | | |
| L Q | F | 27 | 27 | 28 | 30 | 27 | 20 | 22 | 42 | 49 | 52 | 56 | 59 | 66 | 64 | 58 | 56 | 52 | 42 | 32 | 27 | 28 | 27 | 28 | 28 | | |

IONOSPHERIC DATA STATION Kokubunji

FEB. 1996 foF1 (0.01MHz) 135°E MEAN TIME (G.M.T. + 9 H)

LAT. 35°42.4'N LON. 139°29.3'E SWEEP 1.0MHz TO 25.0MHz IN 24.0SEC IN MANUAL SCALING

| H D | 00 | 01 | 02 | 03 | 04 | 05 | 06 | 07 | 08 | 09 | 10 | 11 | 12 | 13 | 14 | 15 | 16 | 17 | 18 | 19 | 20 | 21 | 22 | 23 |
|--------|----|----|----|----|----|----|----|----|-----|-----|-----|-----|-----|-----|-----|-----|-----|-----|----|----|----|----|----|----|
| 1 | | | | | | | | | 280 | 384 | L | L | L | L | 400 | 368 | 272 | | | | | | | |
| 2 | | | | | | | | | U L | L | L | L | L | L | 400 | 368 | L | | | | | | | |
| 3 | | | | | | | | | | L | L | L | L | L | 404 | 368 | L | | | | | | | |
| 4 | | | | | | | | | L | L | L | L | L | L | 404 | 340 | 264 | | | | | | | |
| 5 | | | | | | | | | L | L | L | L | L | L | A | A | 332 | 188 | | | | | | |
| 6 | | | | | | | | | | L | L | L | L | L | L | 380 | 284 | | | | | | | |
| 7 | | | | | | | | | | L | L | L | L | L | L | 372 | 196 | | | | | | | |
| 8 | | | | | | | | | | L | L | L | L | L | A | A | | | | | | | | |
| 9 | | | | | | | | | L | L | L | L | L | L | L | L | 300 | 188 | | | | | | |
| 10 | | | | | | | | | | L | L | L | L | L | L | 336 | | | | | | | | |
| 11 | | | | | | | | | | L | L | L | L | L | L | 332 | 200 | | | | | | | |
| 12 | | | | | | | | | | L | L | L | L | L | L | 388 | 192 | | | | | | | |
| 13 | | | | | | | | | | L | L | L | L | L | L | 336 | 196 | | | | | | | |
| 14 | | | | | | | | | | L | L | L | L | L | L | 336 | | | | | | | | |
| 15 | | | | | | | | | L | L | L | L | L | L | L | 392 | | | | | | | | |
| 16 | | | | | | | | | | L | L | L | L | L | L | 384 | | | | | | | | |
| 17 | | | | | | | | | | L | L | L | L | L | L | 380 | 340 | | | | | | | |
| 18 | | | | | | | | | | L | L | L | L | L | L | 384 | 324 | 220 | | | | | | |
| 19 | | | | | | | | | | L | L | L | L | L | L | 392 | 340 | | | | | | | |
| 20 | | | | | | | | | | L | L | L | L | L | L | 380 | | | | | | | | |
| 21 | | | | | | | | | | L | L | L | L | L | L | 392 | | | | | | | | |
| 22 | | | | | | | | | | L | L | L | L | L | L | 400 | 344 | | | | | | | |
| 23 | | | | | | | | | | L | L | L | L | L | L | 392 | | | | | | | | |
| 24 | | | | | | | | | | L | L | L | L | L | L | 400 | | | | | | | | |
| 25 | | | | | | | | | | L | L | L | L | L | L | 400 | | | | | | | | |
| 26 | | | | | | | | | | L | L | L | L | L | L | 348 | 244 | | | | | | | |
| 27 | | | | | | | | | | L | L | L | L | L | L | 348 | 244 | | | | | | | |
| 28 | | | | | | | | | | L | L | L | L | L | L | 400 | 352 | | | | | | | |
| 29 | | | | | | | | | | L | L | L | L | L | L | 400 | 340 | 260 | | | | | | |
| 30 | | | | | | | | | | | | | | | | | | | | | | | | |
| 31 | | | | | | | | | | | | | | | | | | | | | | | | |
| | 00 | 01 | 02 | 03 | 04 | 05 | 06 | 07 | 08 | 09 | 10 | 11 | 12 | 13 | 14 | 15 | 16 | 17 | 18 | 19 | 20 | 21 | 22 | 23 |
| CNT | | | | | | | | | 5 | 13 | 26 | 27 | 27 | 28 | 27 | 26 | 17 | 10 | | | | | | |
| MED | | | | | | | | | L | L | L | L | L | L | L | L | L | L | | | | | | |
| U Q | | | | | | | | | 312 | 404 | 420 | 424 | 428 | 420 | 412 | 392 | 336 | 198 | | | | | | |
| L Q | | | | | | | | | L | L | L | L | L | L | L | L | L | L | | | | | | |
| | | | | | | | | | 336 | 422 | 428 | 436 | 436 | 428 | 420 | 400 | 342 | 244 | | | | | | |
| | | | | | | | | | L | L | L | L | L | L | L | L | L | L | | | | | | |
| | | | | | | | | | 278 | 400 | 412 | 420 | 420 | 420 | 404 | 380 | 312 | 192 | | | | | | |

IONOSPHERIC DATA STATION Kokubunji

FEB. 1996 foE (0.01MHz) 135°E MEAN TIME (G.M.T. + 9 H)

LAT. 35°42.4'N LON. 139°29.3'E SWEEP 1.0MHz TO 25.0MHz IN 24.0SEC IN MANUAL SCALING

| H D | 00 | 01 | 02 | 03 | 04 | 05 | 06 | 07 | 08 | 09 | 10 | 11 | 12 | 13 | 14 | 15 | 16 | 17 | 18 | 19 | 20 | 21 | 22 | 23 | |
|--------|----|----|----|----|----|----|----|-----|-----|-----|-----|-----|-----|-----|-----|-----|-----|-----|-----|----|----|----|----|----|--|
| 1 | | | | | | | | B | 208 | 280 | 300 | 304 | 308 | 296 | A | 252 | 212 | B | | | | | | | |
| 2 | | | | | | | | 168 | 204 | 280 | 304 | 308 | 312 | 300 | A | A | 216 | B | | | | | | | |
| 3 | | | | | | | | 176 | 216 | 272 | 296 | 312 | A | A | 292 | 272 | 212 | B | | | | | | | |
| 4 | | | | | | | | 168 | 216 | 268 | 300 | A | A | 316 | A | A | A | B | | | | | | | |
| 5 | | | | | | | | 172 | 228 | 272 | 308 | 312 | 316 | 304 | 284 | A | 228 | B | | | | | | | |
| 6 | | | | | | | | 184 | A | A | 304 | 308 | 320 | 300 | 292 | A | 216 | B | | | | | | | |
| 7 | | | | | | | | 184 | S | 264 | 280 | 304 | 316 | A | 308 | 292 | A | 200 | B | | | | | | |
| 8 | | | | | | | | A | 240 | 280 | A | A | A | A | A | A | A | A | | | | | | | |
| 9 | | | | | | | | 180 | 244 | 300 | A | A | A | A | 292 | 260 | 212 | B | | | | | | | |
| 10 | | | | | | | | 176 | 224 | 284 | 300 | 308 | 308 | 296 | 288 | A | 220 | A | | | | | | | |
| 11 | | | | | | | | 184 | 244 | 280 | A | A | 308 | A | 288 | A | 208 | B | | | | | | | |
| 12 | | | | | | | | 172 | 248 | 288 | 304 | 308 | A | A | 296 | 264 | 224 | 152 | | | | | | | |
| 13 | | | | | | | | 180 | 244 | 272 | 288 | 300 | 308 | A | A | A | 220 | 160 | | | | | | | |
| 14 | | | | | | | | A | 256 | 292 | 304 | 316 | 308 | 304 | A | 272 | 224 | B | | | | | | | |
| 15 | | | | | | | | 184 | 236 | 272 | 292 | 316 | 320 | 308 | 288 | A | 232 | 176 | | | | | | | |
| 16 | | | | | | | | 184 | 224 | 268 | 292 | 312 | 316 | A | A | A | 236 | 176 | | | | | | | |
| 17 | | | | | | | | 200 | 228 | 292 | 304 | 312 | 316 | 308 | 296 | 284 | 236 | 156 | | | | | | | |
| 18 | | | | | | | | 164 | 228 | 276 | 292 | 308 | 312 | 304 | 296 | 272 | A | B | | | | | | | |
| 19 | | | | | | | | 168 | 236 | 272 | 300 | A | 320 | A | 296 | 268 | 228 | 156 | | | | | | | |
| 20 | | | | | | | | 172 | 240 | 280 | 300 | 312 | 324 | 316 | 304 | 284 | 248 | 176 | | | | | | | |
| 21 | | | | | | | | A | 232 | 280 | 304 | 320 | A | 320 | 300 | A | 220 | A | | | | | | | |
| 22 | | | | | | | | 200 | 232 | 284 | 308 | 316 | 320 | 324 | 300 | 284 | 252 | A | | | | | | | |
| 23 | | | | | | | | 188 | H | 256 | 284 | 312 | H | 320 | 316 | 300 | 280 | 248 | 176 | | | | | | |
| 24 | | | | | | | | 200 | 272 | 300 | 304 | 308 | 308 | 296 | 284 | A | 272 | A | 172 | | | | | | |
| 25 | | | | | | | | 192 | 256 | 292 | 304 | 312 | U | A | A | A | A | A | | | | | | | |
| 26 | | | | | | | | H | 212 | 244 | 284 | 300 | R | 316 | 308 | 304 | 280 | A | A | | | | | | |
| 27 | | | | | | | | 188 | 248 | 276 | 296 | 308 | 320 | 312 | 300 | 284 | 244 | 176 | | | | | | | |
| 28 | | | | | | | | 200 | H | 264 | 288 | 308 | 320 | 324 | 312 | 296 | 284 | 240 | A | | | | | | |
| 29 | | | | | | | | 200 | 244 | 292 | 312 | 324 | R | 332 | 324 | 316 | 288 | 252 | 184 | | | | | | |
| 30 | | | | | | | | | | | | | | | | | | | | | | | | | |
| 31 | | | | | | | | | | | | | | | | | | | | | | | | | |
| | 00 | 01 | 02 | 03 | 04 | 05 | 06 | 07 | 08 | 09 | 10 | 11 | 12 | 13 | 14 | 15 | 16 | 17 | 18 | 19 | 20 | 21 | 22 | 23 | |
| CNT | | | | | | | | 25 | 28 | 28 | 26 | 24 | 22 | 20 | 21 | 17 | 24 | 12 | | | | | | | |
| MED | | | | | | | | 184 | 240 | 280 | 304 | 312 | 316 | 308 | 296 | 280 | 226 | 174 | | | | | | | |
| U Q | | | | | | | | 196 | 248 | 288 | 304 | 316 | 320 | 316 | 300 | 284 | 242 | 176 | | | | | | | |
| L Q | | | | | | | | 172 | 228 | 274 | 300 | 308 | 308 | 302 | 290 | 270 | 216 | 158 | | | | | | | |

IONOSPHERIC DATA STATION Kokubunji

FEB. 1996 foEs (0.1MHz) 135°E MEAN TIME (G.M.T. + 9 H)

LAT. 35°42.4'N LON. 139°29.3'E SWEEP 1.0MHz TO 25.0MHz IN 24.0SEC IN MANUAL SCALING

| H | 00 | 01 | 02 | 03 | 04 | 05 | 06 | 07 | 08 | 09 | 10 | 11 | 12 | 13 | 14 | 15 | 16 | 17 | 18 | 19 | 20 | 21 | 22 | 23 | | | | | |
|-----|-----------------|----|-----------------|-------------|-------------|-----------------|-------------|-----|-----------|-----|----|-----|----|-------------|-------------|-------|-------------------|-------------------|-----------------|-----------------|-----------------|-----------------|-----------------|-----------------|-----------------|-----------------|-----------------|-----|----|
| 1 | E B | 13 | 18 | 19 | 16 | E B E B E B E B | E B | G | | 33 | 33 | 35 | 38 | J A J A | J A | G J A | J A | E B E B E B E B | E B E B E B E B | E B E B E B E B | E B E B E B E B | E B E B E B E B | E B E B E B E B | E B E B E B E B | | | | | |
| 2 | E B E B E B E B | 14 | 15 | 14 | 14 | E B E B E B E B | E B | G | J G | 27 | 25 | 35 | 37 | 37 | 34 | 30 | J A | G E B E B E B E B | E B E B E B E B | E B E B E B E B | E B E B E B E B | 20 | 14 | 16 | | | | | |
| 3 | E B E B E B E B | 15 | 13 | 13 | 13 | 12 | 14 | 15 | G J A J A | 23 | 46 | 32 | 40 | J A J A J A | J A | G | G E B E B E B E B | E B E B E B E B | E B E B E B E B | E B E B E B E B | E B E B E B E B | 17 | 19 | 14 | 15 | 14 | | | |
| 4 | E B E B E B E B | 14 | 13 | E B | 12 | 18 | 19 | 18 | 23 | 20 | 29 | J G | 26 | 36 | 38 | 38 | 40 | J A J A J A | J A E B J A | E B E B E B E B | E B E B E B E B | 14 | 15 | 14 | 15 | E B | | | |
| 5 | 18 | 18 | E B J A | 14 | 22 | 19 | 19 | J A | G | 28 | 33 | 39 | 38 | 38 | 49 | 57 | 75 | G E B J A E B E B | E B E B E B E B | E B E B E B E B | E B E B E B E B | 15 | 13 | 14 | 16 | 19 | 17 | 15 | |
| 6 | J A J A J A | 23 | J A | 24 | 27 | 14 | 19 | 14 | 26 | 27 | 44 | 28 | 37 | 36 | 34 | 32 | 30 | J A J A J A J A | J A J A | E B E B E B E B | E B E B E B E B | 14 | 15 | 16 | 20 | E B E B | | | |
| 7 | E B E B E B E B | 20 | 13 | 14 | 14 | 15 | 25 | 19 | 25 | | 33 | 34 | 37 | J A | 44 | 34 | J G | J A J A J A | J A | E B E B E B E B | E B E B E B E B | 16 | 14 | 24 | 18 | J A | | | |
| 8 | E B E B E B E B | 16 | 15 | E B | 14 | 21 | J A J A | 18 | 17 | 18 | 23 | 27 | 32 | 33 | 38 | 45 | 42 | 72 | 61 | 50 | 34 | 28 | 29 | 23 | 20 | 14 | 13 | | |
| 9 | E B E B E B E B | 18 | 15 | 13 | 12 | 18 | 14 | 15 | | 25 | 30 | 34 | 35 | 34 | 42 | 27 | | G J A J A J A J A | J A J A J A J A | J A J A J A J A | J A J A J A J A | J A J A J A J A | J A J A J A J A | J A J A J A J A | J A | 19 | | | |
| 10 | E B E B E B E B | 14 | 13 | J A E B | 16 | 14 | 14 | 13 | 15 | | 28 | 31 | 32 | 33 | 37 | 30 | 26 | J A | 29 | 26 | 26 | 24 | 15 | 15 | 13 | 15 | 15 | | |
| 11 | E B E B E B E B | 14 | 16 | 16 | 15 | 16 | 15 | 19 | 22 | 26 | 50 | 48 | 42 | 33 | 34 | 28 | 30 | J A J A | J A | J A | J A | J A | J A | J A | J A | J A | 19 | | |
| 12 | J A | 20 | 23 | 18 | E B E B E B | 13 | 14 | 14 | 18 | 20 | 21 | 33 | 37 | J G | 30 | 35 | 40 | 34 | 30 | 25 | | 19 | 14 | 14 | 13 | 16 | 13 | | |
| 13 | E B E B E B | 13 | 14 | 20 | 20 | 17 | 14 | 15 | | G | 20 | 33 | 34 | 39 | J A | 40 | 34 | 30 | 20 | | G E B E B E B | E B E B E B E B | 20 | 19 | 16 | 14 | E B E B | | |
| 14 | E B E B E B E B | 14 | 16 | 15 | 22 | 23 | 20 | 14 | 24 | 30 | 34 | 35 | 35 | 42 | 38 | 34 | 27 | J A J A J A | J A J A J A | J A J A J A | J A J A J A | J A J A J A | J A J A J A | J A J A J A | J A J A J A | J A J A J A | 14 | | |
| 15 | E B E B E B E B | 16 | 14 | 12 | 15 | 15 | 13 | 17 | | G | G | G | 32 | 34 | 36 | 33 | | G | 32 | J G | 22 | 22 | 22 | 15 | 17 | J A | 15 | 19 | |
| 16 | E B E B E B | 14 | 15 | 23 | 22 | E B | 12 | 20 | 19 | J A | 26 | 28 | 34 | J A J A J A | 46 | 77 | 51 | 36 | 34 | 39 | J G J A E B J A | J A J A J A J A | J A J A J A J A | J A J A J A J A | J A J A J A J A | J A J A J A J A | 16 | | |
| 17 | E B J A | 15 | 20 | 18 | 14 | 14 | 17 | 15 | 25 | 27 | 32 | 33 | | 34 | 28 | | G | G | G | G | 22 | 23 | 19 | 14 | 15 | 20 | 14 | 14 | |
| 18 | E B E B E B E B | 15 | 14 | 15 | 14 | 19 | 14 | 17 | 23 | 30 | 30 | 32 | 34 | 36 | 35 | 32 | 30 | 29 | 16 | 16 | 15 | 20 | 22 | 18 | 19 | E B E B | | | |
| 19 | E B E B E B E B | 18 | 14 | 14 | 14 | 13 | 14 | 14 | 22 | J A | 25 | 34 | 25 | 34 | 34 | 31 | 33 | 31 | 20 | 20 | E B | 16 | 24 | 15 | 14 | 15 | 19 | | |
| 20 | E B E B E B E B | 16 | 13 | 12 | 15 | 14 | 14 | 15 | 23 | 29 | 32 | | 38 | | 33 | 32 | 33 | J A | J A | J A | E B | 26 | 25 | 26 | 23 | 15 | 25 | 15 | 14 |
| 21 | E B E B E B E B | 13 | 14 | 15 | 17 | 14 | 20 | 15 | 25 | 27 | 32 | 33 | 37 | J A | 39 | 36 | 35 | 31 | 24 | 28 | 22 | 20 | J A J A J A J A | J A J A J A J A | J A J A J A J A | J A J A J A J A | J A J A J A J A | 13 | |
| 22 | E B | 14 | 20 | E B E B E B | 13 | 14 | 18 | 16 | 24 | 32 | 35 | 38 | 38 | J A | 50 | 41 | 41 | 36 | J A J A E B | J A J A E B | 14 | 18 | 19 | 20 | 32 | 26 | E B | | |
| 23 | J A J A | 22 | 25 | 30 | 22 | 19 | E B E B E B | 14 | 14 | 24 | 30 | 38 | 41 | 37 | J A J A J A | 48 | 48 | 47 | 41 | J A J A J A | J A J A J A | J A J A J A | J A J A J A | J A J A J A | J A J A J A | J A J A J A | J A J A J A | 20 | |
| 24 | 26 | 19 | E B E B E B E B | 15 | 14 | 14 | 16 | 13 | 27 | 33 | 36 | 42 | 42 | 47 | 38 | 39 | 37 | J A J A J A | J A J A J A | J A J A J A | E B E B E B E B | 21 | 16 | 16 | 13 | 21 | 13 | E B | |
| 25 | 19 | 19 | E B E B E B E B | 12 | 14 | 14 | 19 | J A | 25 | 31 | 34 | 38 | 48 | 66 | 88 | 41 | 32 | 22 | G | G E B | 13 | 24 | 38 | 20 | 23 | 18 | E B | | |
| 26 | E B E B E B | 14 | 14 | 19 | 14 | 14 | 13 | 22 | 26 | 29 | 32 | 34 | 34 | 27 | 33 | 33 | 31 | 26 | J A J A | J A | E B | 23 | 23 | 21 | 14 | 19 | 17 | 25 | |
| 27 | 23 | 26 | J A | 23 | 18 | E B | 15 | 19 | 20 | G | 28 | 32 | 34 | 33 | 33 | | 34 | G | G | G | E B E B E B E B | E B E B E B E B | E B E B E B E B | E B E B E B E B | E B E B E B E B | E B E B E B E B | E B | | |
| 28 | E B E B E B E B | 13 | 14 | 15 | 14 | 15 | 20 | 14 | G | 29 | 34 | 34 | 37 | 43 | 36 | 35 | | G | J A | 30 | 32 | 31 | J A J A | J A J A | J A J A | J A J A | J A J A | 32 | |
| 29 | 28 | 19 | E B E B E B E B | 14 | 14 | 15 | 13 | 13 | G | G | G | 24 | 35 | 37 | 41 | 36 | | G | 34 | 30 | 20 | E B J A J A J A | J A J A J A | J A J A J A | J A J A J A | J A J A J A | J A J A J A | 35 | |
| 30 | | | | | | | | | | | | | | | | | | | | | | | | | | | | | |
| 31 | | | | | | | | | | | | | | | | | | | | | | | | | | | | | |
| | 00 | 01 | 02 | 03 | 04 | 05 | 06 | 07 | 08 | 09 | 10 | 11 | 12 | 13 | 14 | 15 | 16 | 17 | 18 | 19 | 20 | 21 | 22 | 23 | | | | | |
| CNT | 29 | 29 | 29 | 29 | 29 | 29 | 29 | 29 | 29 | 29 | 29 | 29 | 29 | 29 | 29 | 29 | 29 | 29 | 29 | 29 | 29 | 29 | 29 | 29 | 29 | 29 | 29 | | |
| MED | E B | 15 | 15 | 15 | 14 | 15 | 15 | 15 | 22 | 27 | 33 | 34 | 37 | 38 | 36 | 34 | 30 | 24 | 22 | 18 | 18 | E B | 16 | 19 | 17 | E B | 16 | | |
| U Q | 20 | 19 | 18 | 19 | 18 | 19 | 18 | 25 | 29 | 34 | 38 | 38 | 44 | 42 | 40 | 34 | J A J A J A J A | J A J A J A J A | J A J A J A J A | J A J A J A J A | J A J A J A J A | J A J A J A J A | J A J A J A J A | J A J A J A J A | J A J A J A J A | J A J A J A J A | 19 | | |
| L Q | E B E B E B E B | 14 | 14 | 14 | 14 | 14 | 14 | G | G | G | 24 | 30 | 32 | 34 | 34 | 34 | G | G | G | G | E B E B E B E B | E B E B E B E B | E B E B E B E B | E B E B E B E B | E B E B E B E B | E B E B E B E B | E B E B E B E B | | |

IONOSPHERIC DATA STATION Kokubunji

FEB. 1996 fbEs (0.1MHz) 135°E MEAN TIME (G.M.T. + 9 H)

LAT. 35°42.4'N LON. 139°29.3'E SWEEP 1.0MHz TO 25.0MHz IN 24.0SEC IN MANUAL SCALING

| H D | 00 | 01 | 02 | 03 | 04 | 05 | 06 | 07 | 08 | 09 | 10 | 11 | 12 | 13 | 14 | 15 | 16 | 17 | 18 | 19 | 20 | 21 | 22 | 23 | |
|--------|------|-------|-------|-------|-------|-------|-------|-------|------|------|-------|----|----|----|----|-------|-------|-------|-------|-------|-------|-------|-------|-------|--|
| 1 | E 13 | BE 14 | BE 13 | B 15 | E 15 | BE 13 | BE 14 | BE 16 | G | 32 | 32 | 34 | 36 | 37 | 32 | 22 | G 18 | GE 16 | BE 14 | BE 14 | BE 14 | BE 16 | BE 14 | BE 14 | |
| 2 | E 14 | BE 15 | BE 14 | BE 14 | BE 14 | BE 14 | B 16 | G | 24 | G 21 | 34 | 35 | 35 | 33 | 30 | 26 | G 17 | GE 16 | BE 14 | BE 16 | BE 14 | BE 14 | BE 14 | BE 16 | |
| 3 | E 15 | BE 13 | BE 13 | BE 13 | BE 12 | BE 14 | BE 15 | G | 19 | G 22 | 31 | 36 | 36 | 34 | 24 | 23 | G 18 | GE 16 | BE 14 | BE 15 | BE 14 | BE 14 | BE 15 | BE 14 | |
| 4 | E 14 | BE 13 | BE 12 | BE 14 | BE 13 | BE 13 | BE 15 | G 16 | G 21 | G 23 | 34 | 33 | 34 | 28 | 31 | 27 | E 21 | B 15 | BE 16 | BE 16 | BE 14 | BE 15 | BE 14 | BE 15 | |
| 5 | 14 | 16 | E 14 | BE 13 | BE 17 | BE 14 | BE 14 | G | 27 | 31 | 34 | 35 | 36 | 40 | 23 | GA 75 | GE 15 | BE 13 | BE 14 | BE 16 | BE 14 | BE 16 | BE 15 | BE 15 | |
| 6 | E 16 | BE 14 | BE 18 | BE 17 | E 14 | BE 13 | BE 14 | BE 16 | 24 | 31 | G 23 | 34 | 34 | 32 | 31 | 28 | G 18 | 18 | 16 | 14 | 14 | 15 | 16 | 15 | |
| 7 | E 16 | BE 13 | BE 14 | BE 14 | BE 15 | BE 18 | BE 16 | E 15 | G | 32 | 33 | 34 | 34 | 33 | 25 | 28 | G 18 | 16 | 14 | 14 | 16 | 14 | 13 | 13 | |
| 8 | E 16 | BE 15 | BE 14 | BE 15 | BE 17 | BE 14 | BE 14 | BE 18 | 27 | 30 | 31 | 34 | 33 | 33 | 43 | 40 | 30 | 26 | 21 | 20 | 14 | 16 | 14 | 13 | |
| 9 | E 16 | BE 15 | BE 13 | BE 12 | BE 14 | BE 14 | BE 15 | G | 21 | G 27 | 30 | 35 | 33 | 32 | 22 | G | GE 18 | 14 | 20 | 20 | 18 | 17 | 18 | 17 | |
| 10 | E 14 | BE 13 | BE 14 | BE 14 | BE 14 | BE 13 | BE 15 | G | 18 | G 20 | 21 | 28 | 27 | 25 | 24 | 28 | G 19 | 18 | 17 | 15 | 15 | 13 | 15 | 15 | |
| 11 | E 14 | BE 16 | BE 16 | BE 15 | BE 16 | BE 15 | BE 17 | G 17 | G 17 | G 23 | 30 | 33 | 25 | 30 | 26 | 27 | G 18 | 18 | 26 | 20 | 21 | AA 38 | 18 | 13 | |
| 12 | E 13 | BE 17 | BE 16 | BE 13 | BE 14 | BE 14 | BE 17 | G | 17 | G 30 | 34 | 25 | 33 | 32 | 24 | 29 | G 24 | G | 17 | 14 | 14 | 13 | 16 | 13 | |
| 13 | E 13 | BE 14 | BE 17 | BE 18 | BE 16 | BE 14 | BE 15 | G | G | G 18 | 31 | 33 | 35 | 36 | 31 | 27 | G 18 | GE 14 | BE 16 | BE 14 | BE 17 | BE 16 | BE 14 | BE 14 | |
| 14 | E 14 | BE 16 | BE 15 | BE 14 | BE 14 | BE 16 | BE 14 | 22 | 29 | 33 | 33 | 32 | 42 | 32 | 30 | 22 | G 24 | 25 | 17 | 14 | 14 | 18 | 14 | 14 | |
| 15 | E 16 | BE 14 | BE 12 | BE 15 | BE 15 | BE 13 | BE 16 | G | G | G | 32 | 33 | 33 | 26 | G | 29 | G 16 | GE 15 | BE 14 | BE 15 | BE 16 | BE 16 | BE 15 | BE 13 | |
| 16 | E 14 | BE 15 | BE 18 | BE 12 | BE 12 | BE 14 | BE 15 | BE 14 | 26 | 32 | AA 36 | 77 | 36 | 34 | 33 | 25 | GE 18 | BE 16 | BE 14 | BE 53 | 20 | 19 | 18 | 16 | |
| 17 | E 15 | BE 17 | BE 17 | BE 14 | BE 14 | BE 14 | BE 15 | G | 26 | 31 | 32 | G | 34 | 27 | G | G | G 18 | G | 16 | 14 | 15 | 16 | 14 | 14 | |
| 18 | E 15 | BE 14 | BE 15 | BE 14 | BE 14 | BE 14 | BE 15 | 22 | 28 | 28 | 31 | 33 | 35 | 33 | 31 | 29 | 22 | EB 16 | EB 16 | 15 | 18 | 17 | 14 | 15 | |
| 19 | E 14 | BE 14 | BE 14 | BE 14 | BE 13 | BE 14 | BE 14 | 22 | G 18 | G 32 | 23 | 33 | 34 | 31 | 32 | 30 | G 19 | 18 | 16 | 15 | 15 | 14 | 15 | 15 | |
| 20 | E 16 | BE 13 | BE 12 | BE 15 | BE 14 | BE 14 | BE 15 | 15 | 27 | 32 | G | 34 | G | 32 | 31 | 33 | G 20 | 22 | 24 | 17 | 15 | 18 | 15 | 14 | |
| 21 | E 13 | BE 14 | BE 15 | BE 17 | BE 14 | BE 16 | BE 14 | 23 | 26 | 30 | 32 | 36 | 36 | 35 | 33 | 30 | 24 | 22 | EB 16 | 15 | 18 | 22 | 17 | 13 | |
| 22 | E 14 | BE 13 | BE 16 | BE 13 | BE 14 | BE 13 | BE 16 | G | 31 | 34 | 36 | 37 | 45 | 38 | 38 | 31 | 26 | 18 | 14 | 15 | 15 | 14 | 32 | 17 | |
| 23 | E 19 | BE 15 | BE 18 | BE 16 | BE 14 | BE 14 | BE 14 | 22 | 29 | 36 | 36 | 36 | 47 | 40 | 36 | 39 | 40 | 36 | 28 | 19 | 16 | 15 | 18 | 13 | |
| 24 | E 19 | BE 14 | BE 15 | BE 14 | BE 14 | BE 16 | BE 13 | 24 | 31 | 34 | 38 | 39 | 41 | 36 | 36 | 24 | 24 | GE 14 | BE 16 | BE 16 | BE 13 | BE 13 | BE 13 | 13 | |
| 25 | E 16 | BE 14 | BE 12 | BE 14 | BE 14 | BE 12 | BE 17 | 24 | 29 | 32 | 34 | 45 | 61 | 78 | 36 | 31 | G 20 | GE 13 | BE 14 | BE 38 | 14 | 17 | 14 | 14 | |
| 26 | E 14 | BE 14 | BE 15 | BE 14 | BE 14 | BE 13 | BE 14 | 23 | 28 | 32 | 34 | 34 | 25 | 32 | 32 | 30 | 25 | 17 | 18 | 16 | 14 | 16 | 16 | 18 | |
| 27 | E 17 | BE 18 | BE 19 | BE 17 | BE 15 | BE 14 | BE 14 | G | 26 | 32 | 34 | 32 | 25 | G | 32 | G | G | GE 15 | BE 15 | BE 14 | BE 15 | BE 16 | BE 16 | 16 | |
| 28 | E 13 | BE 14 | BE 15 | BE 14 | BE 15 | BE 14 | BE 14 | G | 28 | 34 | 34 | 36 | 41 | 34 | 34 | G | G | 22 | 27 | 23 | AA 22 | 33 | 26 | 22 | |
| 29 | E 18 | BE 16 | BE 14 | BE 14 | BE 15 | BE 13 | BE 13 | G | G | G | 23 | 35 | 36 | 39 | 36 | G | 30 | 29 | 18 | 14 | 32 | 20 | 17 | 21 | |
| 30 | | | | | | | | | | | | | | | | | | | | | | | | | |
| 31 | | | | | | | | | | | | | | | | | | | | | | | | | |
| | 00 | 01 | 02 | 03 | 04 | 05 | 06 | 07 | 08 | 09 | 10 | 11 | 12 | 13 | 14 | 15 | 16 | 17 | 18 | 19 | 20 | 21 | 22 | 23 | |
| CNT | 29 | 29 | 29 | 29 | 29 | 29 | 29 | 29 | 29 | 29 | 29 | 29 | 29 | 29 | 29 | 29 | 29 | 29 | 29 | 29 | 29 | 29 | 29 | 29 | |
| MED | E 14 | BE 14 | BE 15 | BE 14 | BE 14 | BE 14 | BE 15 | G | 26 | 31 | 33 | 34 | 35 | 33 | 31 | 28 | G 20 | G | 16 | 15 | 15 | 16 | 16 | 14 | |
| UQ | E 16 | BE 16 | BE 16 | BE 15 | BE 15 | BE 14 | BE 16 | 22 | 28 | 32 | 34 | 36 | 38 | 36 | 33 | 30 | 24 | 18 | 18 | 18 | 18 | 17 | 18 | 16 | |
| LQ | E 14 | BE 14 | BE 14 | BE 14 | BE 14 | BE 13 | BE 14 | G | G | G | 25 | 31 | 33 | 33 | 32 | G | 18 | GE 16 | BE 14 | BE 14 | BE 14 | BE 14 | BE 14 | BE 13 | |

IONOSPHERIC DATA STATION Kokubunji

FEB. 1996 fmin (0.1MHz) 135°E MEAN TIME (G.M.T. + 9 H)

LAT. 35°42.4'N LON. 139°29.3'E SWEEP 1.0MHz TO 25.0MHz IN 24.0SEC IN MANUAL SCALING

| H D | 00 | 01 | 02 | 03 | 04 | 05 | 06 | 07 | 08 | 09 | 10 | 11 | 12 | 13 | 14 | 15 | 16 | 17 | 18 | 19 | 20 | 21 | 22 | 23 |
|--------|----|----|----|----|----|----|----|----|----|----|----|----|----|----|----|----|----|----|----|----|----|----|----|----|
| 1 | 13 | 14 | 13 | 13 | 15 | 13 | 14 | 16 | 15 | 16 | 15 | 14 | 15 | 14 | 14 | 14 | 14 | 16 | 14 | 14 | 14 | 16 | 14 | 14 |
| 2 | 14 | 15 | 14 | 14 | 14 | 14 | 15 | 13 | 14 | 14 | 13 | 15 | 15 | 14 | 14 | 15 | 14 | 16 | 14 | 16 | 14 | 14 | 14 | 16 |
| 3 | 15 | 13 | 13 | 13 | 12 | 14 | 15 | 16 | 16 | 15 | 12 | 14 | 16 | 15 | 14 | 14 | 13 | 16 | 14 | 15 | 14 | 14 | 15 | 14 |
| 4 | 14 | 13 | 12 | 14 | 12 | 13 | 14 | 13 | 12 | 13 | 15 | 14 | 14 | 14 | 15 | 15 | 14 | 15 | 13 | 14 | 14 | 15 | 14 | 15 |
| 5 | 14 | 12 | 14 | 13 | 13 | 14 | 14 | 15 | 15 | 14 | 13 | 13 | 16 | 15 | 14 | 14 | 14 | 15 | 13 | 14 | 16 | 14 | 14 | 15 |
| 6 | 14 | 14 | 14 | 14 | 14 | 13 | 14 | 16 | 15 | 16 | 14 | 14 | 15 | 15 | 14 | 15 | 15 | 16 | 14 | 14 | 14 | 15 | 16 | 15 |
| 7 | 15 | 13 | 14 | 14 | 15 | 13 | 14 | 15 | 15 | 15 | 14 | 16 | 14 | 15 | 15 | 14 | 14 | 15 | 14 | 14 | 16 | 14 | 13 | 13 |
| 8 | 16 | 15 | 14 | 15 | 14 | 14 | 14 | 16 | 14 | 15 | 14 | 14 | 14 | 14 | 14 | 14 | 13 | 12 | 13 | 13 | 14 | 13 | 14 | 13 |
| 9 | 14 | 15 | 13 | 12 | 14 | 14 | 15 | 14 | 14 | 13 | 15 | 15 | 14 | 14 | 14 | 15 | 14 | 14 | 14 | 14 | 15 | 14 | 14 | 15 |
| 10 | 14 | 13 | 14 | 14 | 14 | 13 | 15 | 14 | 15 | 14 | 14 | 15 | 14 | 15 | 16 | 15 | 16 | 14 | 14 | 15 | 15 | 13 | 15 | 15 |
| 11 | 14 | 16 | 16 | 15 | 16 | 15 | 15 | 15 | 16 | 14 | 14 | 16 | 15 | 14 | 16 | 14 | 14 | 16 | 13 | 16 | 16 | 13 | 15 | 13 |
| 12 | 13 | 15 | 15 | 13 | 14 | 14 | 15 | 15 | 13 | 14 | 14 | 16 | 15 | 15 | 14 | 13 | 14 | 13 | 15 | 14 | 14 | 13 | 16 | 13 |
| 13 | 13 | 14 | 14 | 14 | 14 | 14 | 15 | 14 | 15 | 14 | 14 | 14 | 14 | 14 | 14 | 14 | 14 | 15 | 14 | 16 | 14 | 14 | 16 | 14 |
| 14 | 14 | 16 | 15 | 14 | 14 | 13 | 14 | 14 | 14 | 15 | 15 | 14 | 14 | 14 | 14 | 14 | 15 | 15 | 14 | 14 | 14 | 14 | 14 | 14 |
| 15 | 16 | 14 | 12 | 15 | 15 | 13 | 14 | 15 | 15 | 14 | 14 | 15 | 14 | 16 | 14 | 13 | 12 | 13 | 14 | 15 | 12 | 13 | 15 | 13 |
| 16 | 14 | 15 | 15 | 12 | 12 | 14 | 15 | 14 | 16 | 16 | 15 | 14 | 15 | 15 | 15 | 14 | 15 | 16 | 14 | 14 | 12 | 16 | 15 | 16 |
| 17 | 15 | 15 | 14 | 14 | 14 | 14 | 15 | 15 | 13 | 16 | 15 | 14 | 15 | 15 | 15 | 15 | 14 | 14 | 14 | 14 | 15 | 15 | 14 | 14 |
| 18 | 15 | 14 | 15 | 14 | 14 | 14 | 13 | 14 | 14 | 16 | 14 | 14 | 14 | 16 | 15 | 15 | 15 | 16 | 15 | 15 | 14 | 13 | 14 | 15 |
| 19 | 14 | 14 | 14 | 14 | 13 | 14 | 14 | 13 | 16 | 15 | 16 | 14 | 15 | 14 | 13 | 15 | 14 | 14 | 16 | 15 | 15 | 14 | 15 | 15 |
| 20 | 14 | 13 | 12 | 15 | 14 | 14 | 15 | 15 | 15 | 14 | 15 | 14 | 14 | 14 | 15 | 14 | 16 | 15 | 14 | 13 | 15 | 16 | 15 | 14 |
| 21 | 13 | 14 | 15 | 17 | 14 | 16 | 13 | 15 | 15 | 14 | 15 | 14 | 15 | 13 | 15 | 14 | 14 | 14 | 14 | 15 | 15 | 14 | 12 | 13 |
| 22 | 14 | 13 | 16 | 13 | 14 | 13 | 14 | 14 | 13 | 15 | 14 | 14 | 14 | 15 | 14 | 14 | 15 | 14 | 14 | 15 | 15 | 14 | 14 | 14 |
| 23 | 14 | 15 | 15 | 16 | 14 | 14 | 14 | 13 | 15 | 14 | 14 | 15 | 15 | 13 | 14 | 14 | 14 | 13 | 14 | 14 | 14 | 15 | 15 | 13 |
| 24 | 15 | 14 | 15 | 14 | 14 | 16 | 13 | 16 | 15 | 15 | 14 | 15 | 14 | 15 | 14 | 15 | 14 | 13 | 14 | 16 | 16 | 13 | 13 | 13 |
| 25 | 16 | 14 | 12 | 14 | 14 | 12 | 15 | 16 | 14 | 14 | 15 | 14 | 14 | 17 | 15 | 14 | 14 | 14 | 13 | 14 | 14 | 14 | 15 | 14 |
| 26 | 14 | 14 | 13 | 14 | 14 | 13 | 14 | 16 | 14 | 15 | 14 | 14 | 15 | 14 | 14 | 14 | 13 | 15 | 15 | 13 | 14 | 15 | 13 | 14 |
| 27 | 13 | 16 | 14 | 14 | 15 | 14 | 14 | 14 | 14 | 14 | 14 | 15 | 15 | 16 | 15 | 16 | 14 | 15 | 15 | 15 | 14 | 15 | 14 | 16 |
| 28 | 13 | 14 | 15 | 14 | 15 | 14 | 14 | 15 | 14 | 14 | 16 | 15 | 14 | 16 | 16 | 15 | 15 | 14 | 14 | 14 | 13 | 14 | 16 | 14 |
| 29 | 12 | 14 | 14 | 14 | 15 | 13 | 13 | 16 | 13 | 15 | 13 | 18 | 14 | 18 | 17 | 17 | 15 | 14 | 14 | 14 | 16 | 15 | 15 | 14 |
| 30 | | | | | | | | | | | | | | | | | | | | | | | | |
| 31 | | | | | | | | | | | | | | | | | | | | | | | | |
| | 00 | 01 | 02 | 03 | 04 | 05 | 06 | 07 | 08 | 09 | 10 | 11 | 12 | 13 | 14 | 15 | 16 | 17 | 18 | 19 | 20 | 21 | 22 | 23 |
| CNT | 29 | 29 | 29 | 29 | 29 | 29 | 29 | 29 | 29 | 29 | 29 | 29 | 29 | 29 | 29 | 29 | 29 | 29 | 29 | 29 | 29 | 29 | 29 | 29 |
| MED | 14 | 14 | 14 | 14 | 14 | 14 | 14 | 15 | 15 | 14 | 14 | 14 | 14 | 15 | 14 | 14 | 14 | 15 | 14 | 14 | 14 | 14 | 14 | 14 |
| U Q | 15 | 15 | 15 | 14 | 14 | 14 | 15 | 16 | 15 | 15 | 15 | 15 | 15 | 15 | 15 | 15 | 15 | 16 | 14 | 15 | 15 | 15 | 15 | 15 |
| L Q | 14 | 14 | 13 | 14 | 14 | 13 | 14 | 14 | 14 | 14 | 14 | 14 | 14 | 14 | 14 | 14 | 14 | 14 | 14 | 14 | 14 | 14 | 14 | 13 |

IONOSPHERIC DATA STATION Kokubunji

FEB. 1996 M(3000)F2 (0.01) 135°E MEAN TIME (G.M.T. + 9 H)

LAT. 35°42.4'N LON. 139°29.3'E SWEEP 1.0MHz TO 25.0MHz IN 24.0SEC IN MANUAL SCALING

| H D | 00 | 01 | 02 | 03 | 04 | 05 | 06 | 07 | 08 | 09 | 10 | 11 | 12 | 13 | 14 | 15 | 16 | 17 | 18 | 19 | 20 | 21 | 22 | 23 |
|--------|----|----|----|----|----|----|----|----|----|----|----|----|----|----|----|----|----|----|----|----|----|----|----|----|
| 1 | F | F | F | F | F | F | F | F | F | F | F | F | F | F | F | F | F | F | F | F | F | F | F | F |
| 2 | F | F | F | F | F | F | F | F | F | F | F | F | F | F | F | F | F | F | F | F | F | F | F | F |
| 3 | F | F | F | F | F | F | F | F | F | F | F | F | F | F | F | F | F | F | F | F | F | F | F | F |
| 4 | F | F | F | F | F | F | F | F | F | F | F | F | F | F | F | F | F | F | F | F | F | F | F | F |
| 5 | F | F | F | F | F | F | F | F | F | F | F | F | F | F | F | F | F | F | F | F | F | F | F | F |
| 6 | F | F | F | F | F | F | F | F | F | F | F | F | F | F | F | F | F | F | F | F | F | F | F | F |
| 7 | F | F | F | F | F | F | F | F | F | F | F | F | F | F | F | F | F | F | F | F | F | F | F | F |
| 8 | F | F | F | F | F | F | F | F | F | F | F | F | F | F | F | F | F | F | F | F | F | F | F | F |
| 9 | F | F | F | F | F | F | F | F | F | F | F | F | F | F | F | F | F | F | F | F | F | F | F | F |
| 10 | F | F | F | F | F | F | F | F | F | F | F | F | F | F | F | F | F | F | F | F | F | F | F | F |
| 11 | F | F | F | F | F | F | F | F | F | F | F | F | F | F | F | F | F | F | F | F | F | F | F | F |
| 12 | F | F | F | F | F | F | F | F | F | F | F | F | F | F | F | F | F | F | F | F | F | F | F | F |
| 13 | F | F | F | F | F | F | F | F | F | F | F | F | F | F | F | F | F | F | F | F | F | F | F | F |
| 14 | F | F | F | F | F | F | F | F | F | F | F | F | F | F | F | F | F | F | F | F | F | F | F | F |
| 15 | F | F | F | F | F | F | F | F | F | F | F | F | F | F | F | F | F | F | F | F | F | F | F | F |
| 16 | F | F | F | F | F | F | F | F | F | F | F | F | F | F | F | F | F | F | F | F | F | F | F | F |
| 17 | F | F | F | F | F | F | F | F | F | F | F | F | F | F | F | F | F | F | F | F | F | F | F | F |
| 18 | F | F | F | F | F | F | F | F | F | F | F | F | F | F | F | F | F | F | F | F | F | F | F | F |
| 19 | F | F | F | F | F | F | F | F | F | F | F | F | F | F | F | F | F | F | F | F | F | F | F | F |
| 20 | F | F | F | F | F | F | F | F | F | F | F | F | F | F | F | F | F | F | F | F | F | F | F | F |
| 21 | F | F | F | F | F | F | F | F | F | F | F | F | F | F | F | F | F | F | F | F | F | F | F | F |
| 22 | F | F | F | F | F | F | F | F | F | F | F | F | F | F | F | F | F | F | F | F | F | F | F | F |
| 23 | F | F | F | F | F | F | F | F | F | F | F | F | F | F | F | F | F | F | F | F | F | F | F | F |
| 24 | F | F | F | F | F | F | F | F | F | F | F | F | F | F | F | F | F | F | F | F | F | F | F | F |
| 25 | F | F | F | F | F | F | F | F | F | F | F | F | F | F | F | F | F | F | F | F | F | F | F | F |
| 26 | F | F | F | F | F | F | F | F | F | F | F | F | F | F | F | F | F | F | F | F | F | F | F | F |
| 27 | F | F | F | F | F | F | F | F | F | F | F | F | F | F | F | F | F | F | F | F | F | F | F | F |
| 28 | F | F | F | F | F | F | F | F | F | F | F | F | F | F | F | F | F | F | F | F | F | F | F | F |
| 29 | F | F | F | F | F | F | F | F | F | F | F | F | F | F | F | F | F | F | F | F | F | F | F | F |
| 30 | | | | | | | | | | | | | | | | | | | | | | | | |
| 31 | | | | | | | | | | | | | | | | | | | | | | | | |
| | 00 | 01 | 02 | 03 | 04 | 05 | 06 | 07 | 08 | 09 | 10 | 11 | 12 | 13 | 14 | 15 | 16 | 17 | 18 | 19 | 20 | 21 | 22 | 23 |
| CNT | 29 | 29 | 29 | 29 | 29 | 29 | 29 | 28 | 29 | 29 | 29 | 28 | 29 | 29 | 29 | 28 | 29 | 29 | 29 | 27 | 28 | 27 | 28 | 29 |
| MED | F | F | F | F | F | F | F | F | F | F | F | F | F | F | F | F | F | F | F | F | F | F | F | F |
| U Q | F | F | F | F | F | F | F | F | F | F | F | F | F | F | F | F | F | F | F | F | F | F | F | F |
| L Q | F | F | F | F | F | F | F | F | F | F | F | F | F | F | F | F | F | F | F | F | F | F | F | F |

IONOSPHERIC DATA STATION Kokubunji

FEB. 1996 M(3000)F1 (0.01) 135°E MEAN TIME (G.M.T. + 9 H)

LAT. 35°42.4'N LON. 139°29.3'E SWEEP 1.0MHz TO 25.0MHz IN 24.0SEC IN MANUAL SCALING

| H D | 00 | 01 | 02 | 03 | 04 | 05 | 06 | 07 | 08 | 09 | 10 | 11 | 12 | 13 | 14 | 15 | 16 | 17 | 18 | 19 | 20 | 21 | 22 | 23 | |
|--------|----|----|----|----|----|----|----|----|-----|-----|-----|-----|-----|-----|-----|-----|-----|-----|----|----|----|----|----|----|--|
| 1 | | | | | | | | | 413 | L | L | L | L | A | | L | L | | | | | | | | |
| 2 | | | | | | | | | 424 | A | L | L | L | L | L | U | L | L | | | | | | | |
| 3 | | | | | | | | | | L | L | L | L | L | L | U | L | L | | | | | | | |
| 4 | | | | | | | | | L | U | L | L | L | L | U | L | L | L | | | | | | | |
| 5 | | | | | | | | | L | L | L | L | A | A | A | A | U | L | | | | | | | |
| 6 | | | | | | | | | | L | L | A | | | L | U | L | U | | | | | | | |
| 7 | | | | | | | | | | | L | L | L | L | L | L | L | L | L | | | | | | |
| 8 | | | | | | | | | | L | L | L | L | A | A | | | | | | | | | | |
| 9 | | | | | | | | | L | L | L | L | L | | | L | U | L | U | L | | | | | |
| 10 | | | | | | | | | | L | L | L | L | L | L | L | L | L | L | | | | | | |
| 11 | | | | | | | | | | L | L | L | L | L | L | L | L | L | L | | | | | | |
| 12 | | | | | | | | | | L | L | L | L | L | L | L | L | L | L | | | | | | |
| 13 | | | | | | | | | | L | L | L | L | L | L | L | U | L | L | | | | | | |
| 14 | | | | | | | | | | L | L | L | L | A | L | L | L | L | L | | | | | | |
| 15 | | | | | | | | | L | L | L | L | L | L | L | L | L | L | L | | | | | | |
| 16 | | | | | | | | | | L | L | A | A | | | U | L | L | | | | | | | |
| 17 | | | | | | | | | | U | L | L | L | L | L | L | L | L | L | | | | | | |
| 18 | | | | | | | | | | L | L | L | L | L | L | L | U | L | L | L | | | | | |
| 19 | | | | | | | | | | L | L | L | L | L | L | L | L | L | L | L | | | | | |
| 20 | | | | | | | | | | L | L | H | H | H | L | L | L | L | L | | | | | | |
| 21 | | | | | | | | | | U | L | L | L | L | L | L | L | L | L | | | | | | |
| 22 | | | | | | | | | | L | L | L | L | A | A | A | U | L | U | L | | | | | |
| 23 | | | | | | | | | | A | A | L | L | A | A | A | A | A | A | | | | | | |
| 24 | | | | | | | | | | L | L | A | A | A | A | A | U | L | L | | | | | | |
| 25 | | | | | | | | | | U | L | L | A | A | A | L | L | L | L | | | | | | |
| 26 | | | | | | | | | | L | U | L | L | L | L | L | L | L | L | L | | | | | |
| 27 | | | | | | | | | | L | L | L | L | L | L | L | L | L | L | L | | | | | |
| 28 | | | | | | | | | | U | L | L | L | L | A | U | L | U | L | | | | | | |
| 29 | | | | | | | | | | L | L | L | L | A | L | L | L | L | L | | | | | | |
| 30 | | | | | | | | | | | | | | | | | | | | | | | | | |
| 31 | | | | | | | | | | | | | | | | | | | | | | | | | |
| | 00 | 01 | 02 | 03 | 04 | 05 | 06 | 07 | 08 | 09 | 10 | 11 | 12 | 13 | 14 | 15 | 16 | 17 | 18 | 19 | 20 | 21 | 22 | 23 | |
| CNT | | | | | | | | | 5 | 13 | 26 | 27 | 23 | 24 | 27 | 25 | 15 | 10 | | | | | | | |
| MED | | | | | | | | | L | L | L | L | L | L | L | L | L | L | L | | | | | | |
| U Q | | | | | | | | | 416 | 368 | 371 | 374 | 373 | 374 | 377 | 378 | 390 | 421 | | | | | | | |
| L Q | | | | | | | | | 428 | 378 | 378 | 385 | 379 | 382 | 384 | 390 | 405 | 429 | | | | | | | |
| | | | | | | | | | 402 | 360 | 362 | 365 | 362 | 365 | 369 | 370 | 380 | 408 | | | | | | | |

IONOSPHERIC DATA STATION Kokubunji

FEB. 1996 h'F2 (KM)

135°E MEAN TIME (G.M.T. + 9 H)

LAT. 35°42.4'N LON. 139°29.3'E SWEEP 1.0MHz TO 25.0MHz IN 24.0SEC IN MANUAL SCALING

| D | H | 00 | 01 | 02 | 03 | 04 | 05 | 06 | 07 | 08 | 09 | 10 | 11 | 12 | 13 | 14 | 15 | 16 | 17 | 18 | 19 | 20 | 21 | 22 | 23 |
|-----|---|----|----|----|----|----|----|----|----|-----|-----|-----|--------------|-----|---------------------------|-----|--------------|--------------|-----|-----|----|----|----|----|----|
| 1 | | | | | | | | | | 220 | 270 | 240 | 252 | 276 | 248 | 242 | 242 | 234 | | | | | | | |
| 2 | | | | | | | | | | 218 | 240 | 266 | 270 | 262 | 250 | 250 | 234 | 214 | | | | | | | |
| 3 | | | | | | | | | | | 316 | 266 | 268 | 234 | 256 | 234 | 234 | 224 | | | | | | | |
| 4 | | | | | | | | | | 226 | 238 | 272 | 260 | 246 | 244 | 236 | 246 | 226 | | | | | | | |
| 5 | | | | | | | | | | 240 | 246 | 330 | 278 | 254 | 238 | 246 | ^A | ^A | 224 | 202 | | | | | |
| 6 | | | | | | | | | | | 252 | 262 | 268 | 250 | 236 | 254 | 256 | 234 | | | | | | | |
| 7 | | | | | | | | | | | | 282 | 240 | 258 | 258 | 264 | 250 | 220 | 210 | | | | | | |
| 8 | | | | | | | | | | | 266 | 268 | 254 | 258 | 252 | 246 | 240 | ^A | | | | | | | |
| 9 | | | | | | | | | | 246 | 254 | 282 | 256 | 266 | 230 | 252 | 216 | 220 | 208 | | | | | | |
| 10 | | | | | | | | | | | 242 | 246 | 298 | 260 | 246 | 258 | 282 | 242 | | | | | | | |
| 11 | | | | | | | | | | 272 | 284 | 316 | 272 | 254 | 268 | 264 | 220 | 208 | | | | | | | |
| 12 | | | | | | | | | | | | 268 | 234 | 308 | 260 | 244 | 244 | 222 | 208 | | | | | | |
| 13 | | | | | | | | | | 230 | 248 | 278 | 264 | 300 | 242 | 238 | 210 | 218 | | | | | | | |
| 14 | | | | | | | | | | 262 | 252 | 286 | 258 | 266 | 240 | 242 | 212 | | | | | | | | |
| 15 | | | | | | | | | | 252 | 248 | 256 | 316 | 268 | 272 | 256 | 222 | 204 | | | | | | | |
| 16 | | | | | | | | | | | 258 | 272 | ^A | 272 | 250 | 234 | 222 | 232 | | | | | | | |
| 17 | | | | | | | | | | | 308 | 276 | 278 | 244 | 258 | 230 | 224 | 226 | | | | | | | |
| 18 | | | | | | | | | | 264 | 262 | 256 | 314 | 256 | 252 | 248 | 236 | 218 | 208 | | | | | | |
| 19 | | | | | | | | | | 234 | 268 | 294 | 242 | 274 | 256 | 246 | 246 | 234 | 222 | | | | | | |
| 20 | | | | | | | | | | 258 | 268 | 286 | 284 | 264 | 258 | 264 | 248 | 224 | | | | | | | |
| 21 | | | | | | | | | | | 270 | 292 | 296 | 274 | 252 | 246 | 236 | 224 | | | | | | | |
| 22 | | | | | | | | | | 270 | 264 | 296 | 286 | 276 | 262 | 278 | 246 | 242 | | | | | | | |
| 23 | | | | | | | | | | | 278 | 254 | 298 | 278 | 264 | 270 | 246 | 240 | | | | | | | |
| 24 | | | | | | | | | | 252 | 282 | 278 | 262 | 272 | 266 | 248 | 248 | 226 | | | | | | | |
| 25 | | | | | | | | | | | 250 | 276 | 300 | 276 | ^E ^A | 284 | 244 | 246 | 232 | 214 | | | | | |
| 26 | | | | | | | | | | 244 | 258 | 322 | 272 | 254 | 254 | 242 | 236 | 224 | 218 | | | | | | |
| 27 | | | | | | | | | | 232 | 270 | 270 | 276 | 276 | 264 | 256 | 250 | 234 | 222 | | | | | | |
| 28 | | | | | | | | | | 234 | 268 | 274 | 298 | 298 | 264 | 248 | 250 | 248 | | | | | | | |
| 29 | | | | | | | | | | | 288 | 296 | 276 | 256 | 260 | 250 | 238 | 222 | 218 | | | | | | |
| 30 | | | | | | | | | | | | | | | | | | | | | | | | | |
| 31 | | | | | | | | | | | | | | | | | | | | | | | | | |
| | | 00 | 01 | 02 | 03 | 04 | 05 | 06 | 07 | 08 | 09 | 10 | 11 | 12 | 13 | 14 | 15 | 16 | 17 | 18 | 19 | 20 | 21 | 22 | 23 |
| CNT | | | | | | | | | | 14 | 27 | 29 | 28 | 29 | 29 | 29 | 28 | 28 | 12 | | | | | | |
| MED | | | | | | | | | | 242 | 264 | 272 | 277 | 264 | 256 | 248 | 243 | 224 | 212 | | | | | | |
| U Q | | | | | | | | | | 252 | 270 | 285 | 297 | 275 | 264 | 256 | 248 | 234 | 218 | | | | | | |
| L Q | | | | | | | | | | 232 | 250 | 259 | 261 | 256 | 250 | 242 | 236 | 220 | 208 | | | | | | |

IONOSPHERIC DATA STATION Kokubunji

FEB. 1996 h'F (KM)

135°E MEAN TIME (G.M.T. + 9 H)

LAT. 35°42.4'N LON. 139°29.3'E SWEEP 1.0MHz TO 25.0MHz IN 24.0SEC IN MANUAL SCALING

| H D | 00 | 01 | 02 | 03 | 04 | 05 | 06 | 07 | 08 | 09 | 10 | 11 | 12 | 13 | 14 | 15 | 16 | 17 | 18 | 19 | 20 | 21 | 22 | 23 |
|--------|-----|-----|-----|-----|----------|----------|----------|-----|----------|----------|-----|-----|----------|----------|----------|----------|----------|----------|----------|----------|----------|----------|--------|--------|
| 1 | 320 | 300 | 268 | 254 | 246 | 236 | 214 | 216 | H 178 | 230 | 218 | 216 | A 234 | A | 200 | 200 | 192 | 216 | 234 | 256 | 230 | 232 | 248 | 276 |
| 2 | 292 | 262 | 252 | 272 | 222 | 270 | 236 | 228 | A 218 | 192 | 234 | 240 | A 238 | 220 | 214 | 204 | 224 | H 200 | 228 | 258 | 234 | 232 | 250 | 246 |
| 3 | 272 | 280 | 230 | 208 | E 254 | B 262 | 268 | 238 | H 228 | 236 | 226 | 254 | E 242 | A 218 | 206 | 210 | 214 | 210 | 216 | 244 | 254 | 288 | 292 | 272 |
| 4 | 292 | 272 | 254 | 260 | 250 | 256 | 284 | 236 | H 216 | 194 | 210 | 224 | 220 | 226 | 212 | 196 | 192 | 210 | 210 | 262 | 234 | 238 | 262 | 250 |
| 5 | 298 | 286 | 268 | 220 | 218 | B 278 | 278 | 236 | 238 | 230 | 244 | 214 | E 260 | A | | | 224 | 182 | 218 | 246 | B 236 | 246 | 296 | 310 |
| 6 | 288 | 292 | 298 | 246 | E 216 | B 288 | 264 | 230 | 234 | 242 | 220 | | A 236 | 214 | 190 | 194 | 202 | 212 | 210 | 238 | 246 | 268 | 250 | 302 |
| 7 | 316 | 280 | 284 | 212 | 208 | 224 | 296 | 240 | 236 | 236 | 230 | 216 | A 248 | H 222 | 200 | 200 | H 182 | 190 | 210 | 282 | 262 | 270 | 278 | 308 |
| 8 | 252 | 274 | 310 | 246 | 252 | 250 | 280 | 240 | 232 | 224 | 226 | 222 | 216 | 234 | | | A 230 | A 224 | A 216 | A 330 | A 244 | 240 | 276 | 304 |
| 9 | 294 | 286 | 264 | 226 | 198 | 308 | 258 | 222 | 228 | 220 | 218 | 224 | 206 | 224 | 198 | 206 | 192 | 212 | 272 | 282 | 238 | 284 | 268 | 280 |
| 10 | 290 | 284 | 272 | 248 | 202 | 298 | 274 | 220 | 224 | 222 | 238 | 202 | 200 | 190 | 180 | H 232 | 204 | H 218 | 236 | 244 | 218 | 234 | 270 | 316 |
| 11 | 266 | 304 | 326 | 238 | 220 | E 286 | B 304 | 232 | 232 | 242 | 200 | 238 | 216 | 194 | 202 | 212 | 204 | 212 | | A 288 | A 306 | | 270 | 282 |
| 12 | 270 | 266 | 242 | 238 | 244 | 212 | 244 | 216 | 230 | 228 | 244 | 228 | 212 | 204 | 210 | 224 | 224 | 198 | 234 | 254 | 240 | 260 | 270 | 258 |
| 13 | 280 | 266 | 248 | 232 | 256 | 234 | 236 | 222 | 224 | 218 | 210 | 194 | H 236 | A 242 | A 240 | 220 | 212 | 188 | 240 | 232 | 214 | 234 | 246 | 300 |
| 14 | 290 | 292 | 300 | 258 | H 238 | 224 | 204 | 210 | 234 | 244 | 238 | 182 | | 232 | 220 | 210 | 206 | 210 | 218 | 284 | 256 | 246 | 280 | 308 |
| 15 | 302 | 326 | 270 | 234 | E 198 | B 410 | 284 | 228 | H 192 | H 202 | 228 | 212 | A 214 | A 216 | A 194 | H 228 | 216 | 210 | 244 | 248 | A 238 | 254 | 264 | 290 |
| 16 | 272 | 264 | 242 | 206 | E 282 | B 402 | 276 | 218 | 230 | 236 | 250 | | | 214 | 230 | 220 | H 202 | H 208 | 228 | | A 268 | A 268 | 314 | 324 |
| 17 | 330 | 300 | 282 | 256 | 194 | 350 | 278 | 238 | 238 | 232 | 226 | 198 | 228 | 204 | 204 | 196 | 194 | 206 | 220 | 226 | 226 | 270 | 262 | 264 |
| 18 | 302 | 300 | 248 | 232 | E 200 | B 294 | 284 | 240 | 240 | 230 | 222 | 214 | 222 | 222 | 220 | 204 | 208 | 204 | 226 | 254 | 260 | 264 | 276 | 294 |
| 19 | 286 | 272 | 244 | 230 | 222 | 244 | 258 | 236 | 232 | 226 | 200 | 234 | 210 | 190 | 226 | 226 | 214 | 220 | 198 | 212 | 248 | 266 | 298 | 302 |
| 20 | 288 | 272 | 212 | 216 | 218 | 202 | 276 | 242 | 230 | 216 | 180 | 188 | 198 | 190 | 220 | 230 | 222 | 218 | 252 | 234 | 222 | 252 | 300 | 300 |
| 21 | 304 | 306 | 254 | 210 | 210 | E 444 | B 286 | 226 | 234 | 230 | 224 | 236 | 236 | 228 | 238 | 218 | 214 | 212 | 200 | 228 | 250 | 308 | 280 | 300 |
| 22 | 310 | 304 | 292 | 266 | 206 | 236 | 280 | 224 | 244 | 254 | 232 | 220 | | A 254 | A 230 | | 214 | 224 | 216 | 212 | 242 | 288 | | 316 |
| 23 | 324 | 290 | 290 | 254 | 220 | 250 | 258 | 224 | 234 | | 252 | 222 | | A | A | A | | 222 | 238 | 286 | 288 | 282 | 276 | 286 |
| 24 | 306 | 294 | 280 | 284 | 238 | 212 | 212 | 214 | 218 | 254 | | | A | 220 | 242 | 212 | 212 | 208 | 214 | 276 | 246 | 236 | 252 | 262 |
| 25 | 272 | 284 | 284 | 266 | 202 | 290 | 238 | 224 | 234 | 226 | 218 | | A | A | 236 | 212 | 220 | 222 | 206 | 220 | | 262 | 288 | 306 |
| 26 | 302 | 284 | 252 | 224 | 234 | 302 | 256 | 224 | 226 | 230 | 216 | 208 | 232 | 222 | 232 | 216 | 204 | 216 | 224 | 224 | 242 | 266 | 268 | 298 |
| 27 | 308 | 296 | 244 | 234 | 234 | 296 | 256 | 230 | 216 | 230 | 244 | 216 | 212 | 218 | 224 | 212 | 226 | 216 | 214 | 218 | 242 | 286 | 310 | 320 |
| 28 | 294 | 300 | 298 | 236 | 212 | E 370 | B 234 | 220 | 214 | 248 | 238 | 222 | | A 226 | A 230 | 218 | 220 | 226 | 208 | 230 | E 346 | A A | A A | A A |
| 29 | 320 | 312 | 272 | 268 | 218 | 278 | 250 | 234 | 238 | 188 | 230 | 234 | | A 248 | 220 | 204 | 220 | 200 | 196 | A 294 | 270 | 292 | 316 | |
| 30 | | | | | | | | | | | | | | | | | | | | | | | | |
| 31 | | | | | | | | | | | | | | | | | | | | | | | | |
| | 00 | 01 | 02 | 03 | 04 | 05 | 06 | 07 | 08 | 09 | 10 | 11 | 12 | 13 | 14 | 15 | 16 | 17 | 18 | 19 | 20 | 21 | 22 | 23 |
| CNT | 29 | 29 | 29 | 29 | 29 | 29 | 29 | 29 | 29 | 28 | 28 | 25 | 21 | 24 | 26 | 26 | 28 | 29 | 28 | 27 | 28 | 27 | 27 | 29 |
| MED | 294 | 286 | 268 | 238 | 219 | U 261 | 264 | 228 | 230 | 230 | 226 | 220 | 219 | 220 | 218 | 212 | 213 | 212 | 218 | 246 | 242 | 263 | 276 | 300 |
| U Q | 307 | 300 | 287 | 257 | 241 | 300 | 280 | 236 | 234 | 236 | 238 | 231 | 236 | 226 | 230 | 220 | 220 | 218 | 234 | 276 | 258 | 270 | 292 | 309 |
| L Q | 283 | 273 | 248 | 225 | 207 | 236 | 241 | 221 | 221 | 221 | 218 | 210 | 212 | 209 | 202 | 204 | 203 | 205 | 210 | 228 | 235 | 240 | 262 | 278 |

IONOSPHERIC DATA STATION Kokubunji

FEB. 1996 h'E (KM)

135°E MEAN TIME (G.M.T. + 9 H)

LAT. 35°42.4'N LON. 139°29.3'E SWEEP 1.0MHz TO 25.0MHz IN 24.0SEC IN MANUAL SCALING

| H D | 00 | 01 | 02 | 03 | 04 | 05 | 06 | 07 | 08 | 09 | 10 | 11 | 12 | 13 | 14 | 15 | 16 | 17 | 18 | 19 | 20 | 21 | 22 | 23 |
|--------|----|----|----|----|----|----|----|-----|-----|-----|-----|-----|-----|-----|-----|-----|-----|-----|----|----|----|----|----|----|
| 1 | | | | | | | | B | A | | | | | | A | | A | B | | | | | | |
| 2 | | | | | | | | B | A | | | | | | A | | A | B | | | | | | |
| 3 | | | | | | | | B | A | | | | | | A | | A | B | | | | | | |
| 4 | | | | | | | | B | A | | | | | | A | | A | B | | | | | | |
| 5 | | | | | | | | B | A | | | | | | A | | A | B | | | | | | |
| 6 | | | | | | | | B | A | | | | | | A | | A | B | | | | | | |
| 7 | | | | | | | | E | A | | | | | | E | A | A | B | | | | | | |
| 8 | | | | | | | | A | | | | | | | A | | A | A | | | | | | |
| 9 | | | | | | | | E | A | | | | | | A | | A | B | | | | | | |
| 10 | | | | | | | | A | | | | | | | A | | A | A | | | | | | |
| 11 | | | | | | | | A | | | | | | | A | | A | B | | | | | | |
| 12 | | | | | | | | A | | | | | | | A | | A | A | | | | | | |
| 13 | | | | | | | | B | | | | | | | A | | A | B | | | | | | |
| 14 | | | | | | | | A | | | | | | | A | | A | B | | | | | | |
| 15 | | | | | | | | E | B | | | | | | A | | A | A | | | | | | |
| 16 | | | | | | | | A | | | | | | | A | | A | B | | | | | | |
| 17 | | | | | | | | A | | | | | | | A | | A | B | | | | | | |
| 18 | | | | | | | | B | | | | | | | A | | A | B | | | | | | |
| 19 | | | | | | | | B | | | | | | | A | | A | A | | | | | | |
| 20 | | | | | | | | A | | | | | | | A | | A | A | | | | | | |
| 21 | | | | | | | | A | | | | | | | A | | A | A | | | | | | |
| 22 | | | | | | | | A | | | | | | | A | | A | A | | | | | | |
| 23 | | | | | | | | A | | | | | | | A | | A | A | | | | | | |
| 24 | | | | | | | | A | | | | | | | A | | A | A | | | | | | |
| 25 | | | | | | | | A | | | | | | | A | | A | A | | | | | | |
| 26 | | | | | | | | A | | | | | | | A | | A | A | | | | | | |
| 27 | | | | | | | | E | B | | | | | | A | | A | B | | | | | | |
| 28 | | | | | | | | A | | | | | | | A | | A | A | | | | | | |
| 29 | | | | | | | | E | A | | | | | | A | | A | A | | | | | | |
| 30 | | | | | | | | A | | | | | | | A | | A | A | | | | | | |
| 31 | | | | | | | | A | | | | | | | A | | A | A | | | | | | |
| | 00 | 01 | 02 | 03 | 04 | 05 | 06 | 07 | 08 | 09 | 10 | 11 | 12 | 13 | 14 | 15 | 16 | 17 | 18 | 19 | 20 | 21 | 22 | 23 |
| CNT | | | | | | | | 24 | 26 | 27 | 24 | 24 | 22 | 22 | 21 | 16 | 24 | 12 | | | | | | |
| MED | | | | | | | | 155 | 126 | 125 | 125 | 120 | 117 | 120 | 119 | 120 | 124 | 139 | | | | | | |
| U Q | | | | | | | | B | A | A | A | A | A | A | A | A | A | A | | | | | | |
| L Q | | | | | | | | 145 | 120 | 116 | 118 | 112 | 114 | 116 | 116 | 116 | 121 | 132 | | | | | | |

FEB. 1996 h'E (KM)

COMMUNICATIONS RESEARCH LABORATORY, JAPAN

IONOSPHERIC DATA STATION Kokubunji

FEB. 1996 h'Es (KM)

135°E MEAN TIME (G.M.T. + 9 H)

LAT. 35°42.4'N ION. 139°29.3'E SWEEP 1.0MHz TO 25.0MHz IN 24.0SEC IN MANUAL SCALING

| H D | 00 | 01 | 02 | 03 | 04 | 05 | 06 | 07 | 08 | 09 | 10 | 11 | 12 | 13 | 14 | 15 | 16 | 17 | 18 | 19 | 20 | 21 | 22 | 23 |
|--------|-----|-----|-----|-----|-----|-----|-----|-----|-----|-----|-----|-----|-----|-----|-----|-----|-----|-----|-----|-----|-----|-----|-----|-----|
| 1 | B | 132 | 104 | 102 | B | B | B | B | G | 164 | 172 | 158 | 140 | 122 | 114 | 108 | 102 | 100 | B | B | B | B | B | B |
| 2 | B | B | B | B | B | B | 108 | G | 152 | 110 | 172 | 160 | 142 | 128 | 116 | 108 | 108 | B | B | B | B | 106 | B | B |
| 3 | B | B | B | B | B | B | B | G | 114 | 104 | 162 | 150 | 120 | 112 | 108 | 110 | 114 | B | B | 140 | 140 | B | B | B |
| 4 | B | B | B | 114 | 110 | 112 | 106 | 112 | 110 | 110 | 174 | 116 | 114 | 110 | 110 | 112 | 112 | B | 112 | 110 | B | B | B | B |
| 5 | 120 | 110 | B | 100 | 104 | 106 | 106 | G | 194 | 164 | 134 | 140 | 134 | 120 | 112 | 112 | G | B | B | B | B | 104 | 120 | B |
| 6 | 104 | 104 | 106 | 110 | B | 118 | B | 118 | 114 | 124 | 106 | 150 | 138 | 130 | 130 | 118 | 102 | 98 | 100 | 100 | B | B | B | 126 |
| 7 | 110 | B | B | B | B | 100 | 110 | 118 | G | 168 | 152 | 134 | 120 | 148 | 106 | 100 | 102 | 110 | 108 | 126 | B | B | 112 | 116 |
| 8 | B | B | B | 108 | 104 | 106 | 106 | 108 | 192 | 178 | 108 | 120 | 114 | 112 | 104 | 106 | 102 | 100 | 100 | 98 | 102 | 98 | B | B |
| 9 | 106 | B | B | B | 106 | B | B | G | 120 | 116 | 112 | 110 | 110 | 106 | 108 | G | 104 | 102 | 96 | 98 | 96 | 98 | 92 | 98 |
| 10 | B | B | 112 | B | B | B | B | G | 122 | 106 | 108 | 110 | 108 | 104 | 106 | 98 | 104 | 102 | 100 | B | B | B | B | B |
| 11 | B | B | B | B | B | B | 168 | 112 | 120 | 116 | 118 | 112 | 112 | 114 | 112 | 110 | 98 | 102 | 100 | 100 | 116 | 114 | 108 | 112 |
| 12 | 118 | 112 | 108 | B | B | B | 104 | 104 | 112 | 162 | 138 | 110 | 108 | 108 | 102 | 134 | 134 | G | 100 | B | B | B | B | B |
| 13 | B | B | 108 | 108 | 110 | B | B | G | G | 110 | 134 | 128 | 118 | 116 | 116 | 112 | 110 | G | B | B | 102 | 102 | B | B |
| 14 | B | B | B | 106 | 110 | 106 | B | 172 | 176 | 168 | 156 | 150 | 118 | 114 | 108 | 112 | 130 | 96 | 98 | 102 | B | 134 | B | B |
| 15 | B | B | B | B | B | B | 112 | G | G | G | 188 | 184 | 116 | 114 | G | 120 | 98 | 98 | 98 | B | 104 | 116 | B | 140 |
| 16 | B | B | 108 | 108 | B | 112 | 110 | 106 | 140 | 130 | 124 | 114 | 118 | 118 | 102 | 100 | 112 | 110 | B | 108 | 112 | 114 | 116 | B |
| 17 | B | 124 | 114 | B | B | B | 174 | B | 174 | 170 | 186 | 182 | G | 172 | 112 | G | G | 116 | 98 | 96 | B | B | B | B |
| 18 | B | B | B | B | 108 | B | B | B | 180 | 158 | 160 | 170 | 164 | 138 | 126 | 128 | 130 | 118 | 116 | B | 110 | B | B | B |
| 19 | 110 | B | B | B | B | B | B | B | 168 | 116 | 194 | 110 | 122 | 166 | 112 | 178 | 138 | 108 | 136 | B | 102 | B | B | 98 |
| 20 | 130 | B | B | B | B | B | B | B | 152 | 188 | 192 | G | 170 | G | 126 | 166 | 174 | 122 | 174 | 138 | 108 | B | 126 | B |
| 21 | B | B | B | B | B | 170 | 154 | 154 | 180 | 178 | 188 | 176 | 118 | 162 | 170 | 110 | 170 | 104 | 108 | 106 | 104 | 118 | 112 | B |
| 22 | B | 110 | B | B | B | 108 | 150 | 124 | 170 | 162 | 154 | 154 | 130 | 148 | 136 | 138 | 150 | 118 | B | 108 | 150 | 146 | 108 | 116 |
| 23 | 108 | 106 | 104 | 110 | 108 | B | B | 150 | 182 | 158 | 140 | 154 | 134 | 140 | 134 | 140 | 126 | 120 | 116 | 118 | 98 | B | 116 | 124 |
| 24 | 122 | 122 | B | B | B | B | B | 178 | 174 | 152 | 132 | 126 | 118 | 116 | 114 | 112 | 118 | 112 | 116 | B | B | B | 112 | B |
| 25 | 110 | 108 | B | B | B | 192 | 152 | 164 | 170 | 150 | 138 | 116 | 112 | 108 | 120 | 140 | 116 | G | B | 114 | 108 | 112 | 108 | 108 |
| 26 | B | B | 124 | B | B | B | 160 | 152 | 162 | 142 | 138 | 148 | 108 | 136 | 146 | 122 | 118 | 96 | 98 | 104 | B | B | B | 104 |
| 27 | 104 | 102 | 100 | 106 | B | 104 | 104 | G | 188 | 160 | 190 | 148 | 114 | G | 156 | G | G | G | B | B | B | 144 | 140 | B |
| 28 | B | B | B | B | B | 176 | B | G | 200 | 162 | 158 | 142 | 124 | 126 | 134 | G | G | 104 | 106 | 104 | 102 | 104 | 104 | 102 |
| 29 | 102 | 110 | B | B | B | B | B | G | G | 110 | 160 | 156 | 142 | 150 | G | 134 | 132 | 122 | B | 124 | 142 | 128 | 132 | 116 |
| 30 | | | | | | | | | | | | | | | | | | | | | | | | |
| 31 | | | | | | | | | | | | | | | | | | | | | | | | |
| | 00 | 01 | 02 | 03 | 04 | 05 | 06 | 07 | 08 | 09 | 10 | 11 | 12 | 13 | 14 | 15 | 16 | 17 | 18 | 19 | 20 | 21 | 22 | 23 |
| CNT | 12 | 11 | 10 | 10 | 8 | 13 | 15 | 18 | 24 | 28 | 28 | 28 | 28 | 28 | 26 | 25 | 26 | 20 | 18 | 18 | 14 | 19 | 15 | 13 |
| MED | 110 | 110 | 108 | 108 | 108 | 112 | 110 | 151 | 164 | 159 | 146 | 141 | 118 | 117 | 115 | 112 | 113 | 103 | 100 | 107 | 106 | 114 | 112 | 112 |
| U Q | 119 | 122 | 112 | 110 | 110 | 172 | 154 | 164 | 181 | 168 | 168 | 154 | 134 | 129 | 134 | 134 | 122 | 115 | 110 | 114 | 116 | 128 | 120 | 120 |
| L Q | 105 | 106 | 104 | 106 | 105 | 106 | 106 | 112 | 120 | 116 | 128 | 118 | 114 | 112 | 108 | 109 | 104 | 99 | 98 | 102 | 102 | 104 | 108 | 103 |

IONOSPHERIC DATA STATION Kokubunji

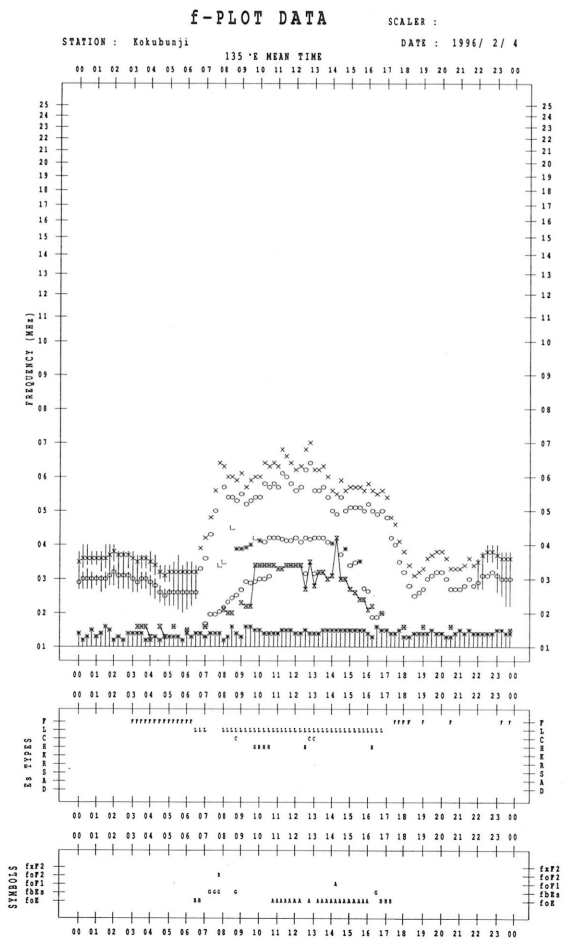
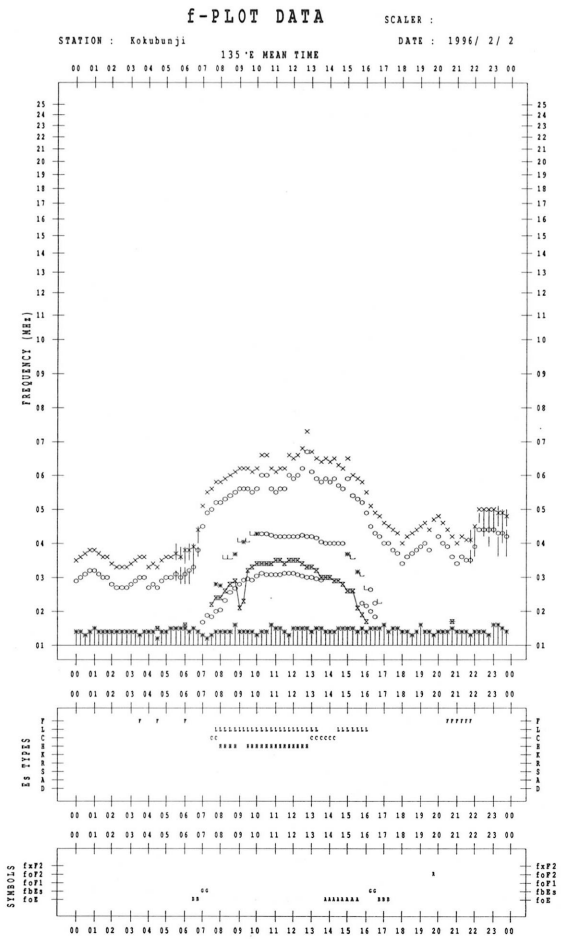
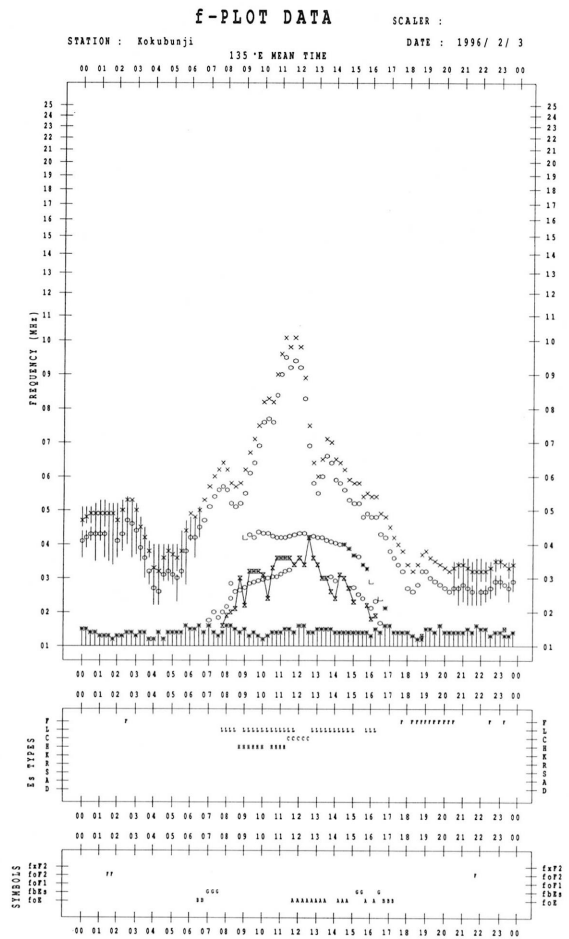
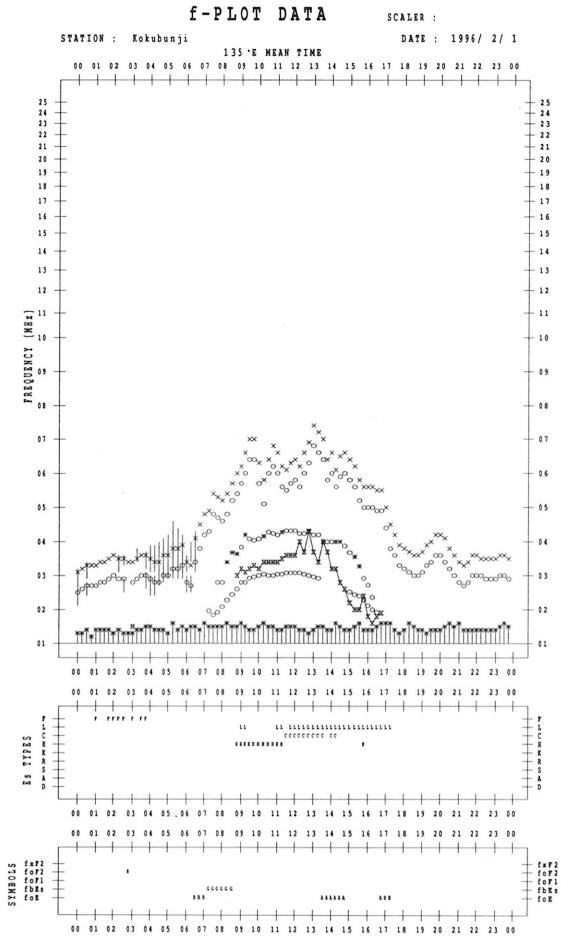
FEB. 1996 TYPES OF Es 135°E MEAN TIME (G.M.T. + 9 H)

LAT. 35°42.4'N LON. 139°29.3'E SWEEP 1.0MHz TO 25.0MHz IN 24.0SEC IN MANUAL SCALING

| D \ H | 00 | 01 | 02 | 03 | 04 | 05 | 06 | 07 | 08 | 09 | 10 | 11 | 12 | 13 | 14 | 15 | 16 | 17 | 18 | 19 | 20 | 21 | 22 | 23 | |
|-------|------|----|----|----|------|------|------|------|------|-------|------|------|------|------|------|------|------|------|------|------|------|------|------|----|--|
| 1 | | F1 | F4 | F2 | | | | | | HL11 | H1 | HL11 | CL21 | CL11 | CL22 | L1 | L2 | L1 | | | | | | | |
| 2 | | | | | | | FF11 | | HL11 | L1 | HL11 | HL11 | HL11 | CL21 | C2 | L2 | L2 | | | | | | F1 | | |
| 3 | | | | | | | | L2 | LH21 | HL12 | HL12 | C2 | L2 | L2 | L2 | L1 | | | | F1 | F1 | | | | |
| 4 | | | F1 | F1 | F1 | F2 | L1 | L1 | L2 | HL1 | L1 | L2 | LC21 | L2 | L2 | L3 | | | F1 | F1 | | | | | |
| 5 | F1 | F1 | | F3 | F1 | F1 | F1 | H1 | HC11 | CHL11 | H1 | C1 | C2 | LC21 | C5 | | | | F1 | | | F1 | F1 | | |
| 6 | F1 | F1 | F2 | F2 | | FF11 | | LC11 | L2 | L2 | L1 | HL11 | CL11 | CL11 | CL12 | C2 | L2 | L2 | F2 | F2 | | | | F1 | |
| 7 | F1 | | | | | F2 | F2 | L1 | | HL11 | HL12 | HL11 | CL21 | HC11 | L1 | L2 | L2 | L2 | F1 | F1 | | | F2 | F1 | |
| 8 | | | F2 | F2 | F2 | F1 | L1 | HL11 | H1 | L1 | L1 | CL11 | L1 | L2 | L2 | L3 | L3 | L4 | F3 | F2 | F1 | F1 | | | |
| 9 | F1 | | | F1 | | | | L1 | L2 | L1 | L1 | L1 | L2 | L1 | L1 | L1 | L1 | L1 | F2 | F3 | F2 | F2 | F2 | F1 | |
| 10 | | | F1 | | | | | L1 | L2 | L2 | L1 | L2 | L2 | L2 | L2 | L3 | L1 | L1 | F1 | | | | | | |
| 11 | | | | | | F1 | L1 | L1 | L2 | CH21 | C1 | L1 | L1 | L2 | L2 | L2 | L2 | L2 | F4 | FF21 | F1 | F4 | F4 | F2 | |
| 12 | F1 | F3 | F1 | | | F1 | L1 | L1 | HL11 | CL11 | L1 | L1 | L2 | L2 | L1 | CL11 | CL12 | | F2 | | | | | | |
| 13 | | | F3 | F2 | F1 | | | | L1 | H1 | CL11 | C1 | L2 | C2 | C2 | L2 | | | | | F1 | F1 | | | |
| 14 | | | F1 | F1 | F1 | | C1 | HL11 | HL11 | H1 | HL11 | C2 | C2 | L2 | L1 | CL12 | L3 | F2 | F1 | | | F2 | | | |
| 15 | | | | | | F1 | | | | H1 | H1 | CL11 | LC11 | | CL11 | L2 | L1 | FF11 | | F1 | F1 | | | F1 | |
| 16 | | | F3 | F1 | | F1 | F1 | L1 | H1 | CL22 | CL31 | CL31 | C2 | C1 | L2 | L3 | L2 | L2 | | F3 | F4 | F5 | F4 | | |
| 17 | | F2 | F1 | | | F1 | | H1 | HL11 | HL12 | HL12 | | HL11 | L1 | | | L1 | L1 | F1 | | | | F1 | | |
| 18 | | | | F1 | | F1 | C1 | CL11 | HL12 | HL12 | HL11 | CL11 | C1 | C1 | C1 | L2 | | | F1 | | F1 | FF21 | FF11 | F1 | |
| 19 | F1 | | | | | | H1 | L1 | H1 | H1 | C1 | HL11 | L1 | HL11 | CL11 | L2 | CL11 | | F1 | | | | | F1 | |
| 20 | F1 | | | | | | L1 | HL11 | H1 | | H1 | | C1 | HC11 | HL11 | L2 | H1 | F2 | F2 | | | F2 | | | |
| 21 | | | | | F1 | F1 | C2 | HL11 | H1 | H1 | HC11 | C1 | HC11 | HL11 | L3 | HL11 | L2 | F1 | F1 | F2 | FF32 | FF33 | | | |
| 22 | | F2 | | | F1 | F1 | L1 | HL11 | HL12 | HL12 | HL11 | CL21 | HL22 | CL11 | CL12 | CL12 | HL11 | CL11 | | F1 | F1 | FF11 | FF13 | F2 | |
| 23 | F3 | F2 | F4 | F2 | FF11 | | C1 | HL11 | HL22 | HL21 | HL11 | CL11 | CL21 | CL21 | CL22 | CL21 | C4 | FF42 | FF42 | F2 | | F5 | FF21 | | |
| 24 | FF22 | F1 | | | | | HL11 | HL11 | HL11 | CL21 | CL21 | C1 | CL21 | C1 | LC11 | L2 | L2 | F1 | | | | | F1 | | |
| 25 | F1 | F2 | | | F1 | F2 | CL11 | HL11 | HL21 | CL2 | C2 | C2 | CL32 | CL12 | CL12 | L1 | | | F1 | F5 | F2 | F3 | F1 | | |
| 26 | | | F2 | | | F1 | C2 | HL11 | H1 | HL11 | L1 | HL11 | L1 | HL11 | CL11 | CL12 | L2 | L2 | F1 | F1 | | F1 | F1 | F2 | |
| 27 | F2 | F2 | F4 | F1 | | F1 | F1 | H1 | H1 | HL11 | H1 | L1 | | | HL11 | | | | | | | F1 | F2 | | |
| 28 | | | | | F1 | | | H1 | H1 | HC11 | H1 | C1 | C1 | C1 | | | | L3 | F3 | FF21 | F2 | F4 | F6 | F4 | |
| 29 | F4 | F2 | | | | | | L1 | HL11 | HL11 | HL11 | HL11 | | | C1 | CL22 | L1 | | F1 | F2 | F4 | F3 | F5 | | |
| 30 | | | | | | | | | | | | | | | | | | | | | | | | | |
| 31 | | | | | | | | | | | | | | | | | | | | | | | | | |
| | 00 | 01 | 02 | 03 | 04 | 05 | 06 | 07 | 08 | 09 | 10 | 11 | 12 | 13 | 14 | 15 | 16 | 17 | 18 | 19 | 20 | 21 | 22 | 23 | |
| CNT | | | | | | | | | | | | | | | | | | | | | | | | | |
| MED | | | | | | | | | | | | | | | | | | | | | | | | | |
| U Q | | | | | | | | | | | | | | | | | | | | | | | | | |
| L Q | | | | | | | | | | | | | | | | | | | | | | | | | |

f-PLOTS OF IONOSPHERIC DATA

| KEY OF f-PLOT | |
|---------------|---|
| | SPREAD |
| ◇ | f _o F ₂ , f _o F ₁ , f _o E |
| × | f _x F ₂ |
| * | DOUBTFUL f _o F ₂ , f _o F ₁ , f _o E |
| ⊗ | f _b E _s |
| └ | ESTIMATED f _o F ₁ |
| †, ‡ | f _{min} |
| ^ | GREATER THAN |
| ∨ | LESS THAN |



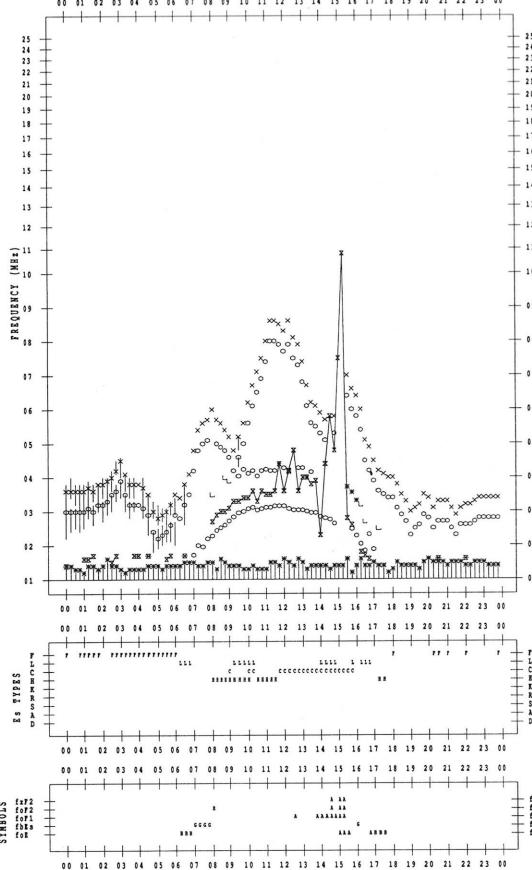
f-PLOT DATA

SCALER :

STATION : Kokubunji

DATE : 1996/ 2/ 5

135 °E MEAN TIME



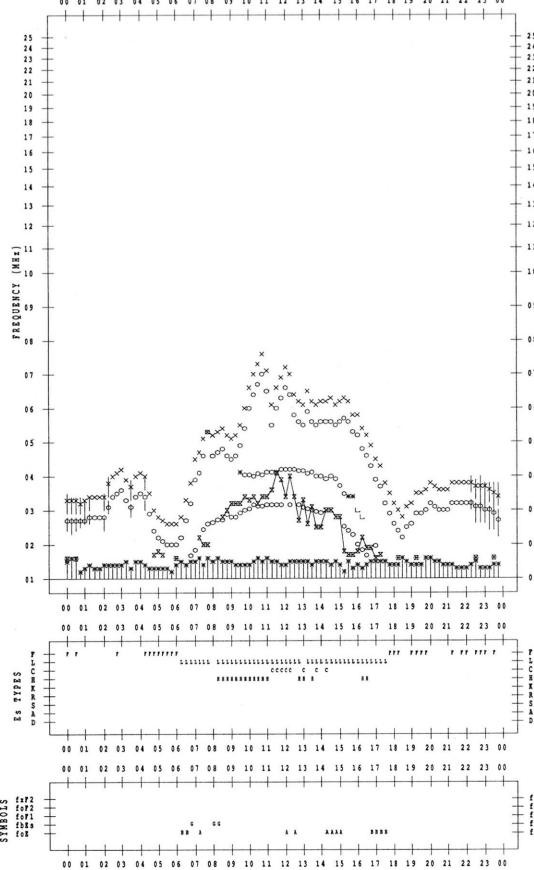
f-PLOT DATA

SCALER :

STATION : Kokubunji

DATE : 1996/ 2/ 7

135 °E MEAN TIME



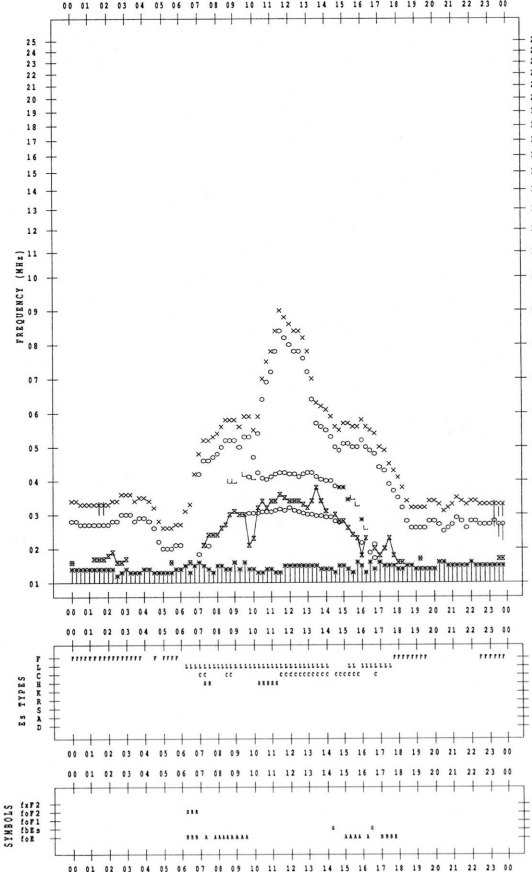
f-PLOT DATA

SCALER :

STATION : Kokubunji

DATE : 1996/ 2/ 6

135 °E MEAN TIME



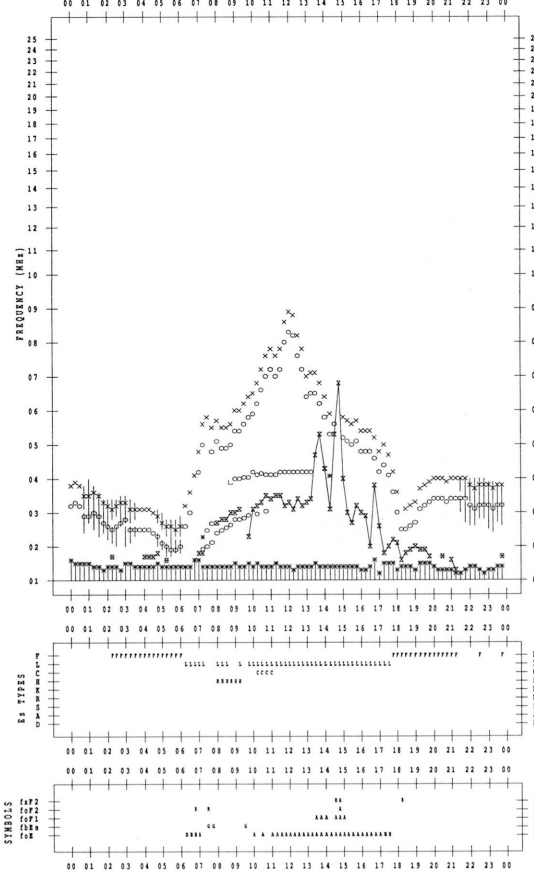
f-PLOT DATA

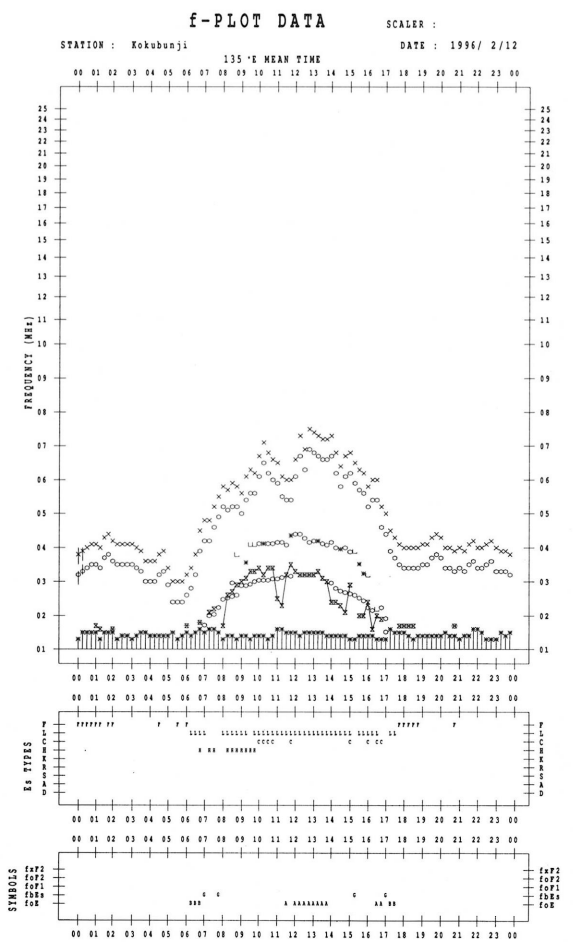
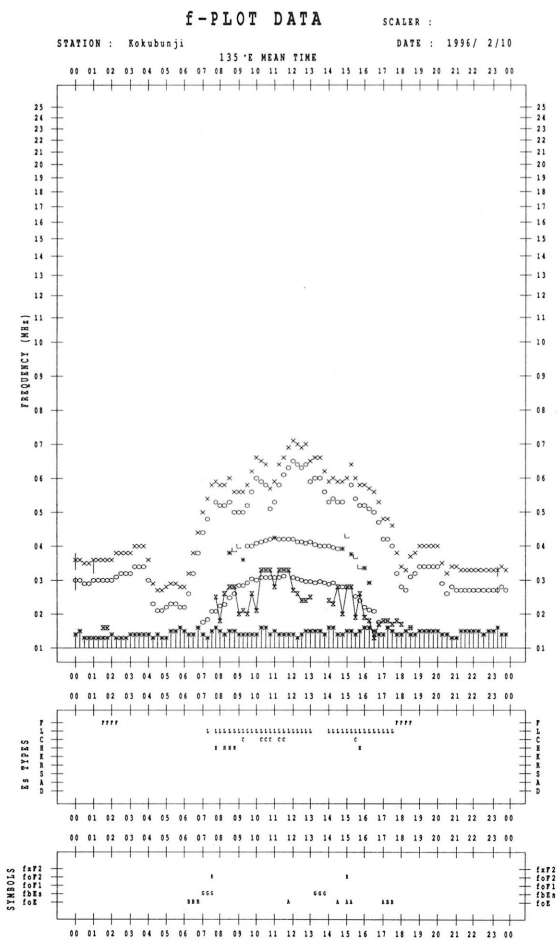
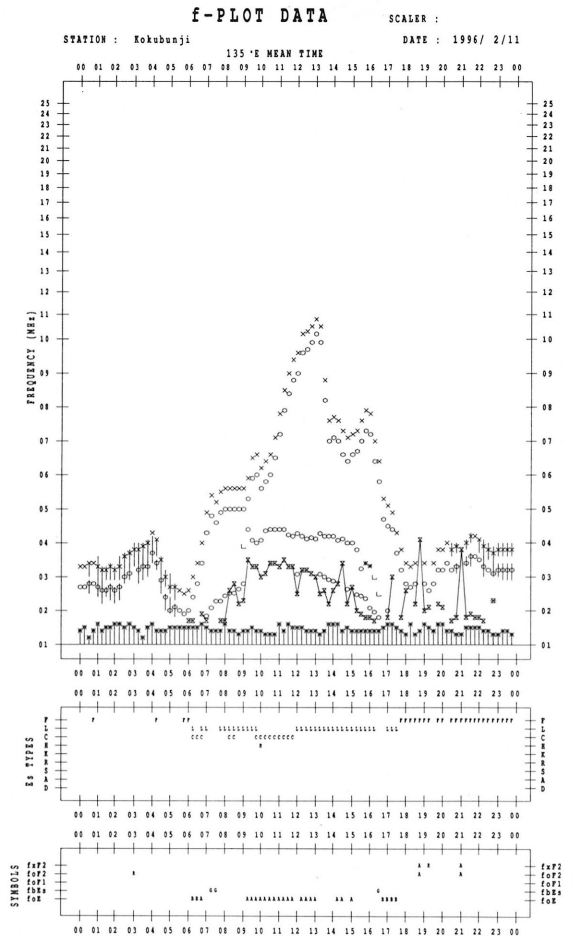
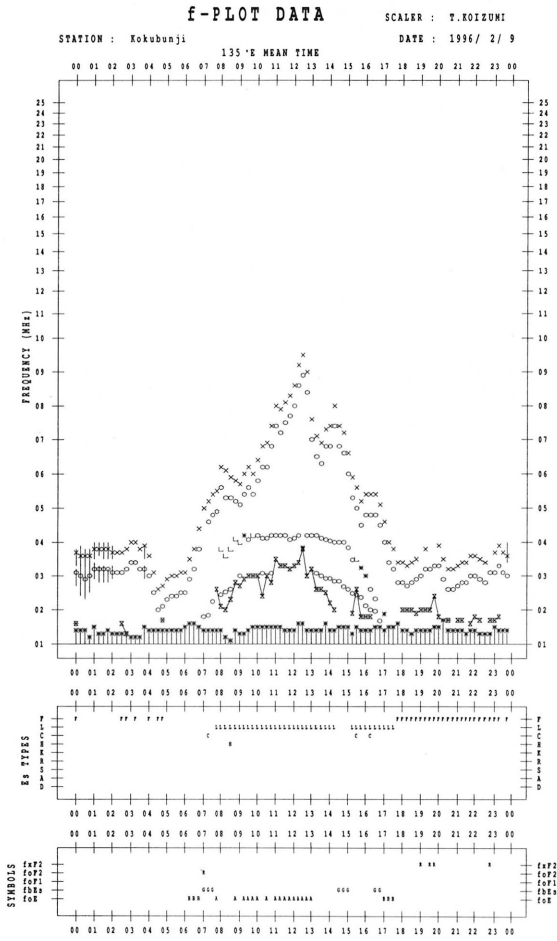
SCALER :

STATION : Kokubunji

DATE : 1996/ 2/ 8

135 °E MEAN TIME

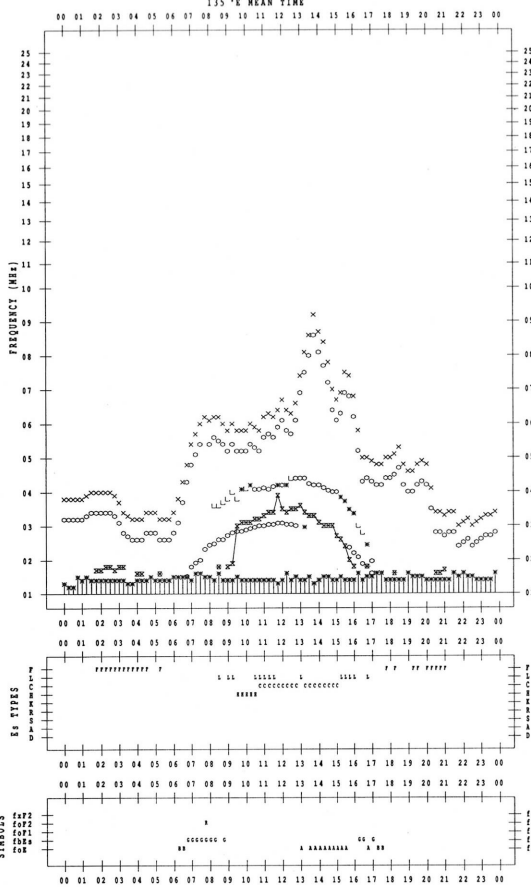




f-PLOT DATA

SCALER :

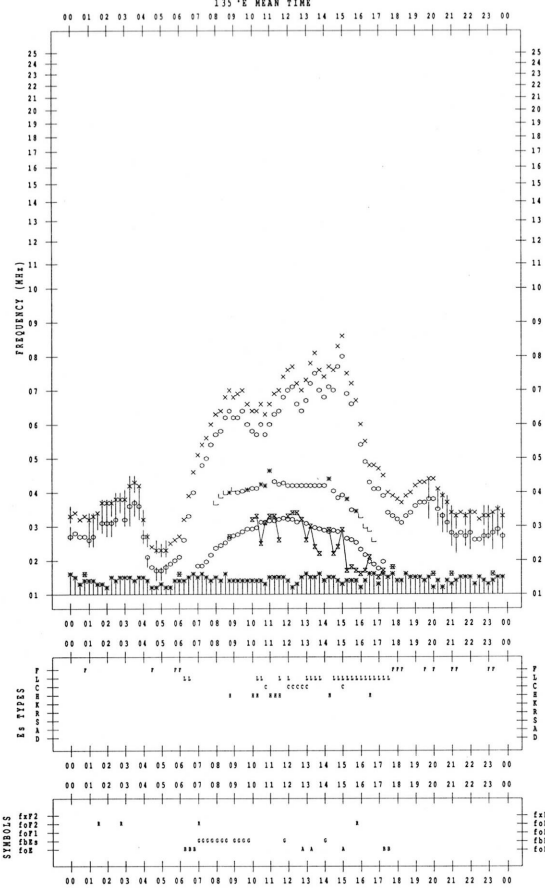
STATION : Kokubunji DATE : 1996/ 2/13



f-PLOT DATA

SCALER :

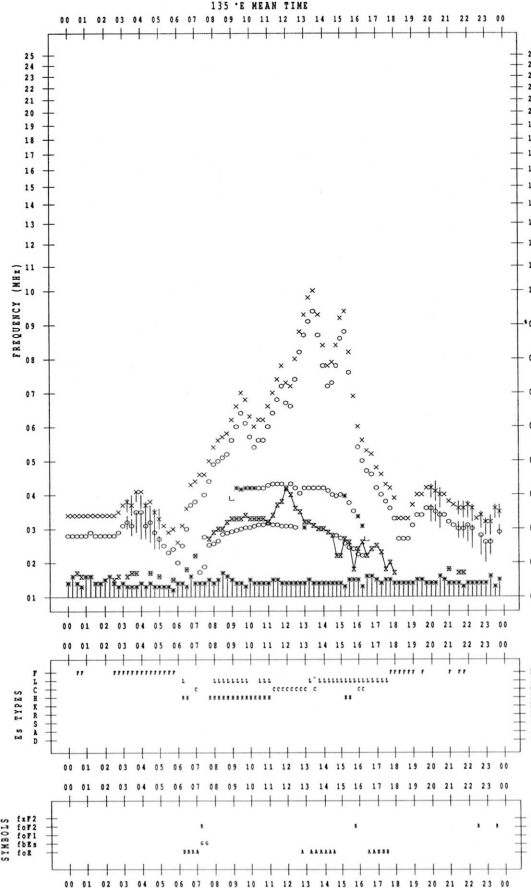
STATION : Kokubunji DATE : 1996/ 2/15



f-PLOT DATA

SCALER :

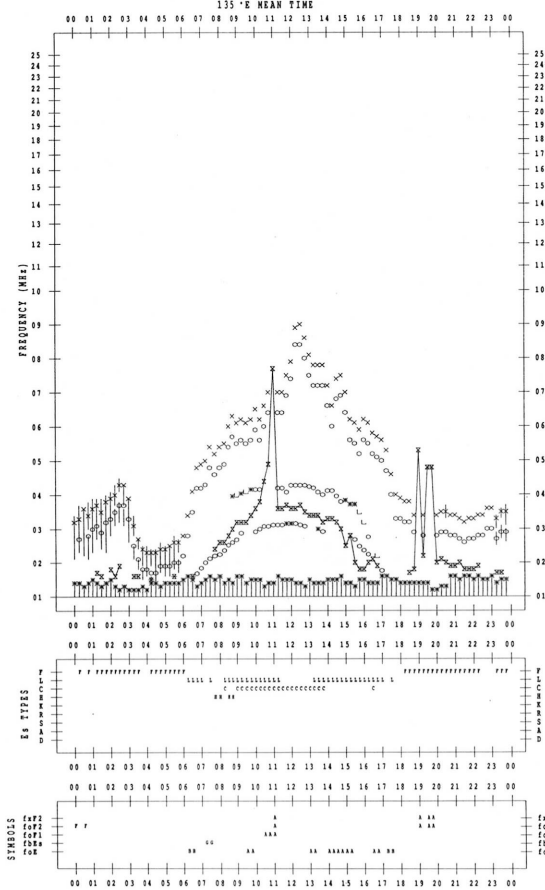
STATION : Kokubunji DATE : 1996/ 2/14

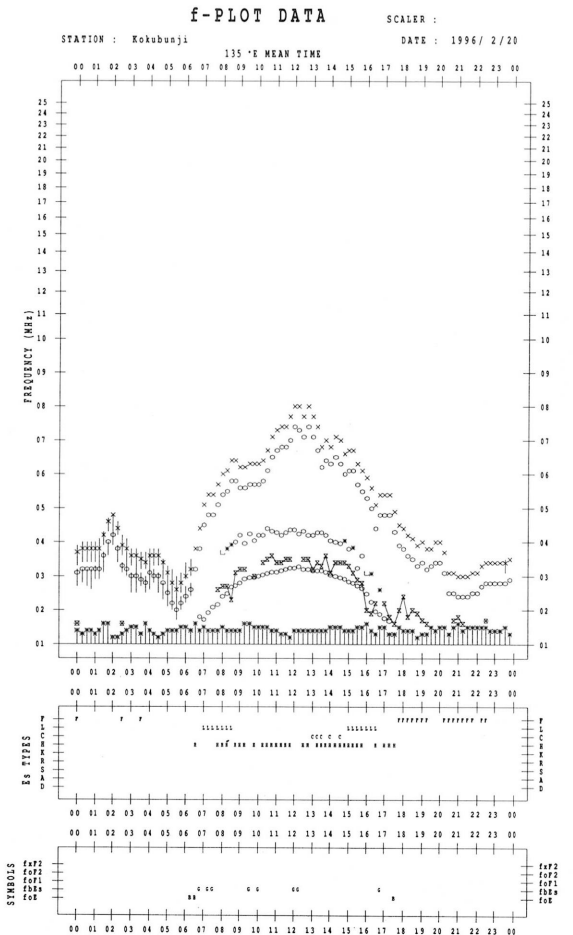
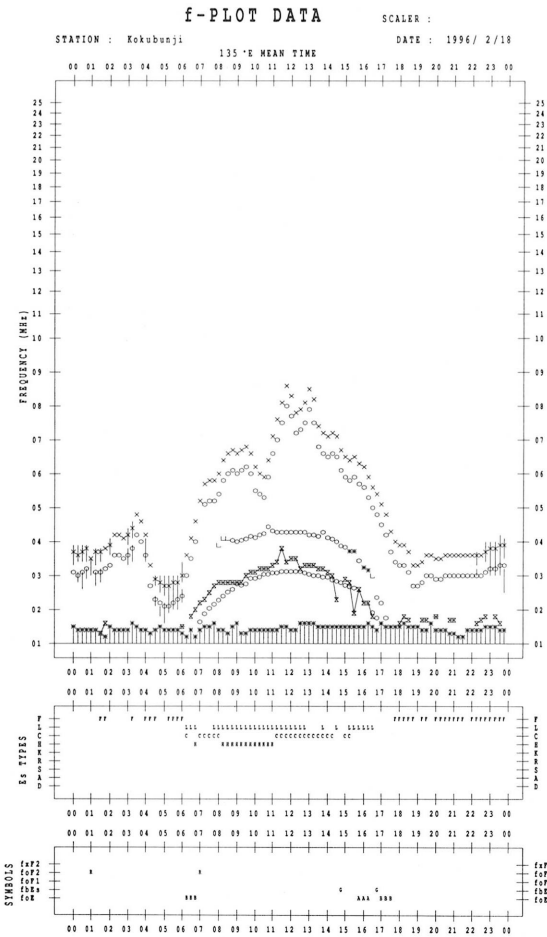
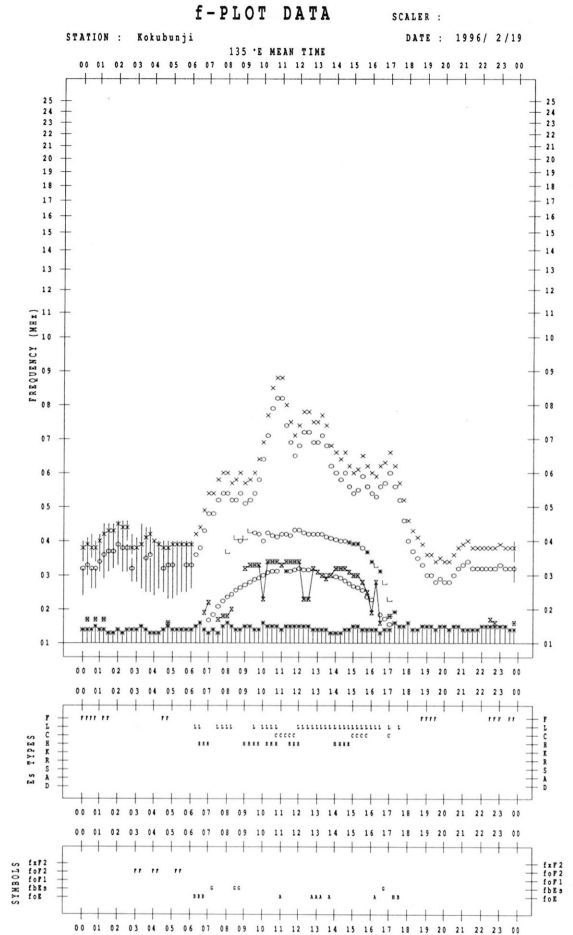
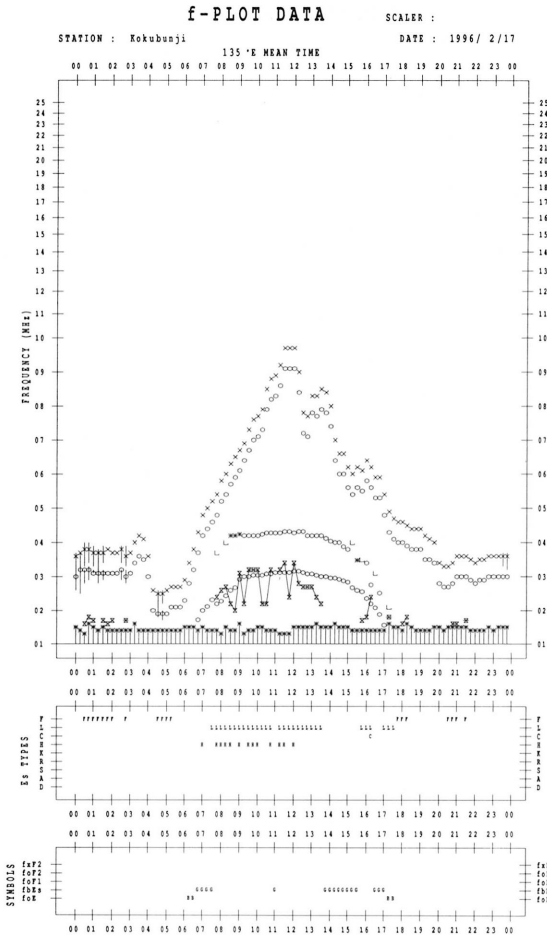


f-PLOT DATA

SCALER :

STATION : Kokubunji DATE : 1996/ 2/16





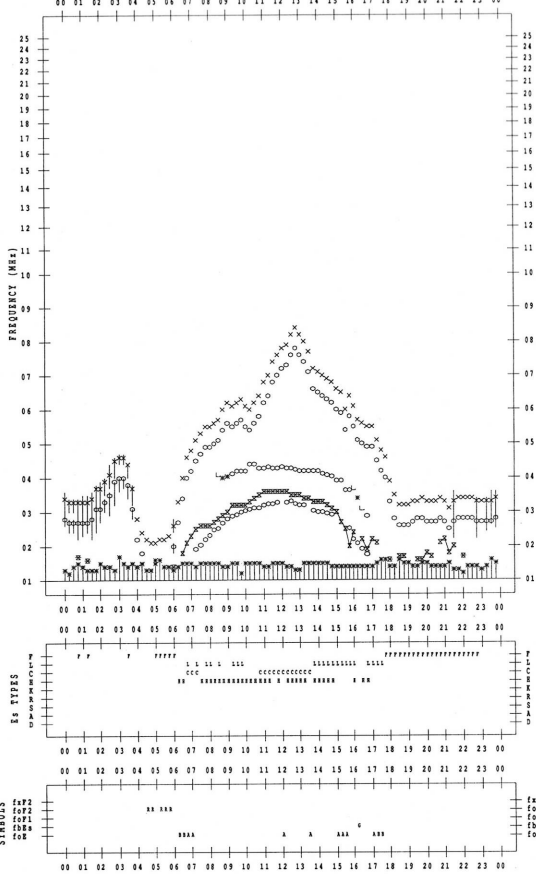
f-PLOT DATA

SCALER :

STATION : Kokubunji

DATE : 1996/ 2/21

135 °E MEAN TIME



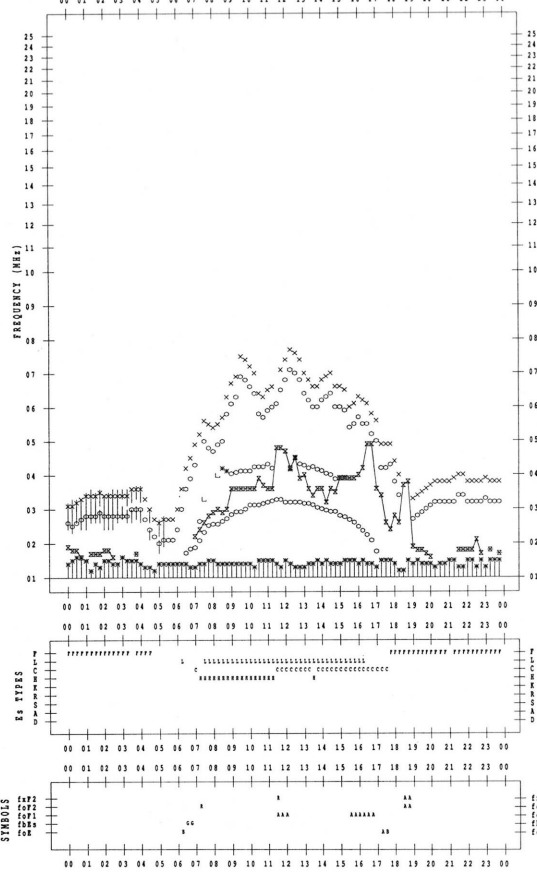
f-PLOT DATA

SCALER :

STATION : Kokubunji

DATE : 1996/ 2/23

135 °E MEAN TIME



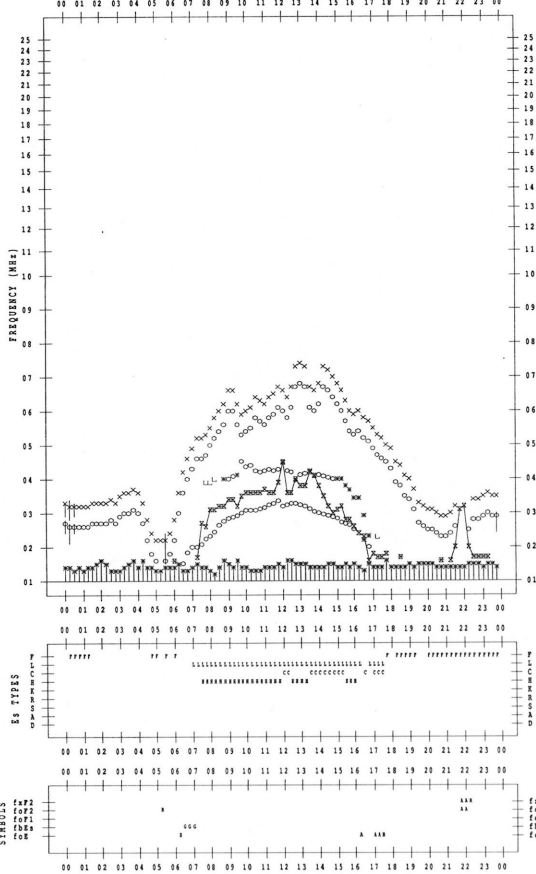
f-PLOT DATA

SCALER :

STATION : Kokubunji

DATE : 1996/ 2/22

135 °E MEAN TIME



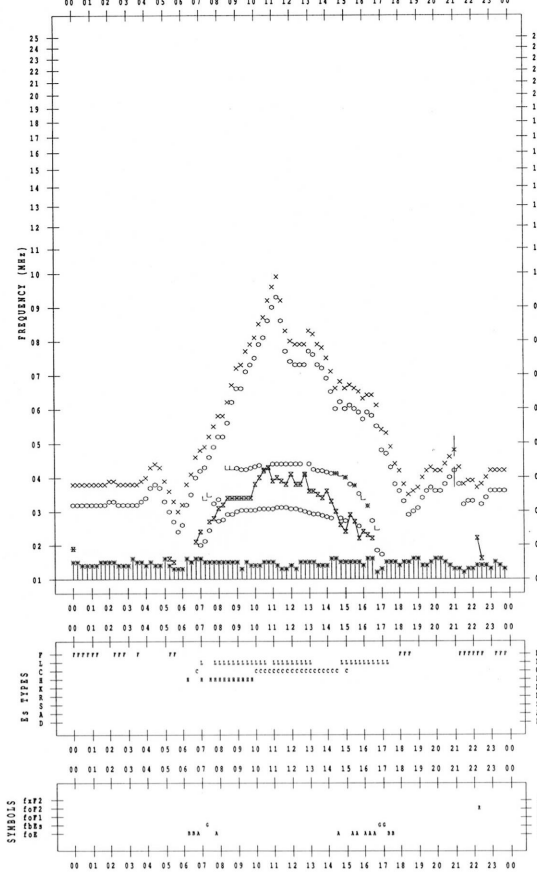
f-PLOT DATA

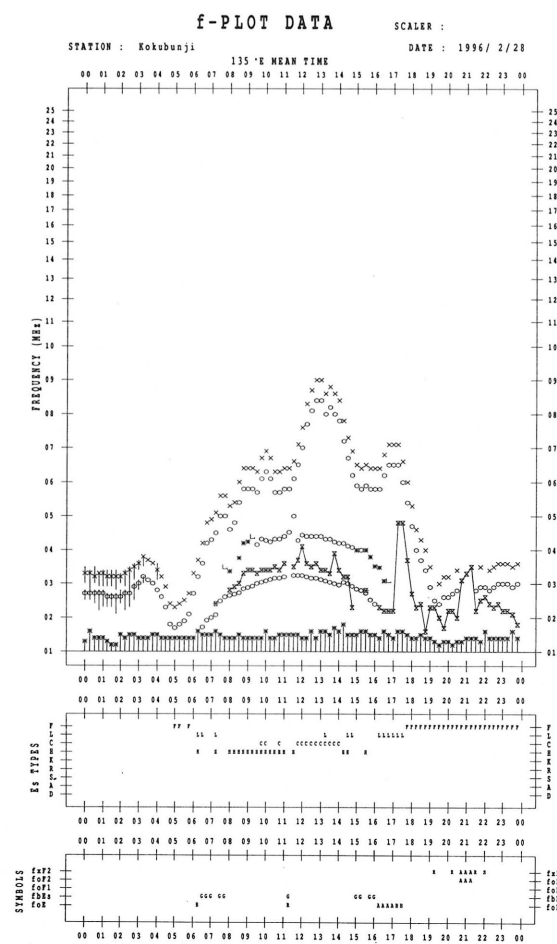
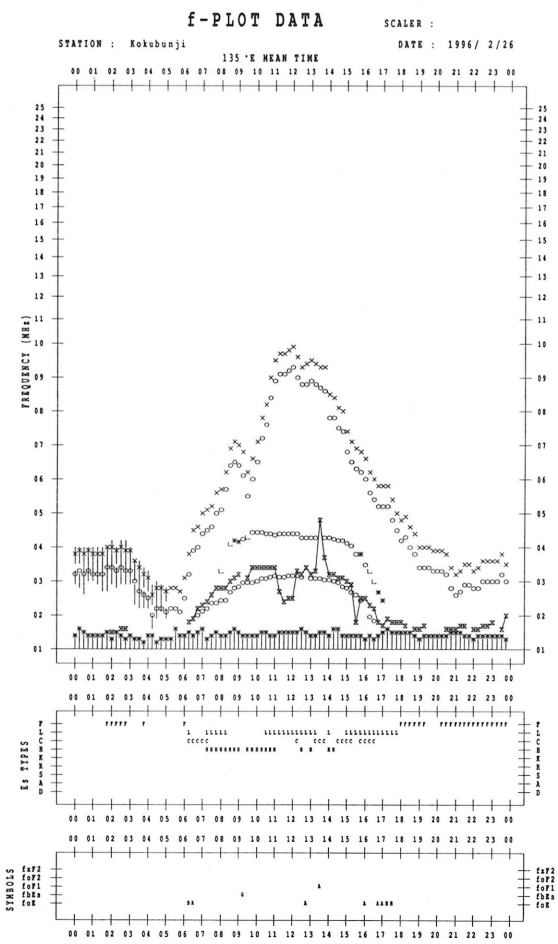
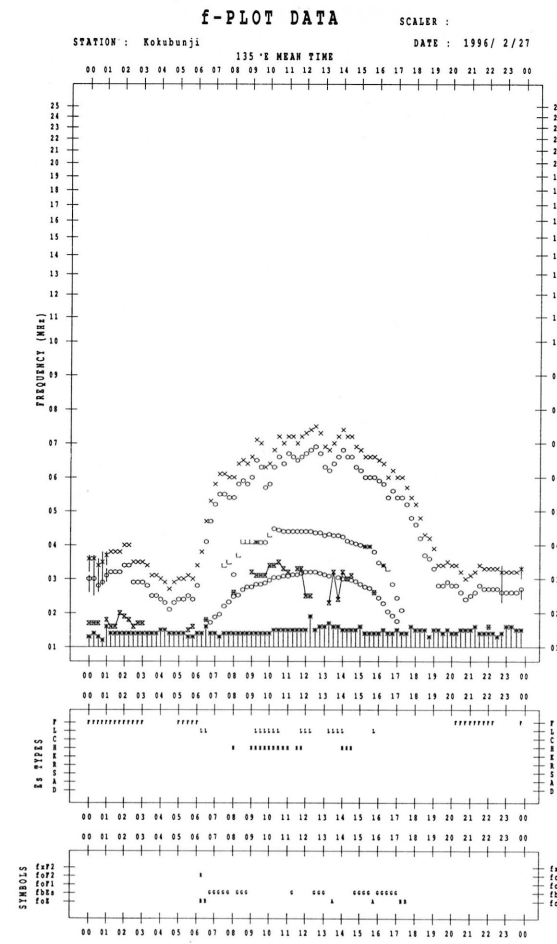
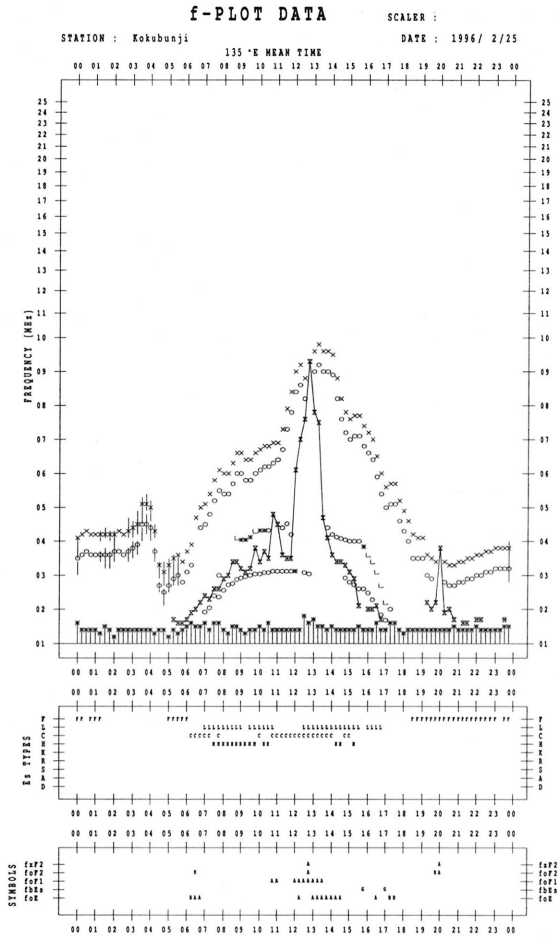
SCALER :

STATION : Kokubunji

DATE : 1996/ 2/24

135 °E MEAN TIME





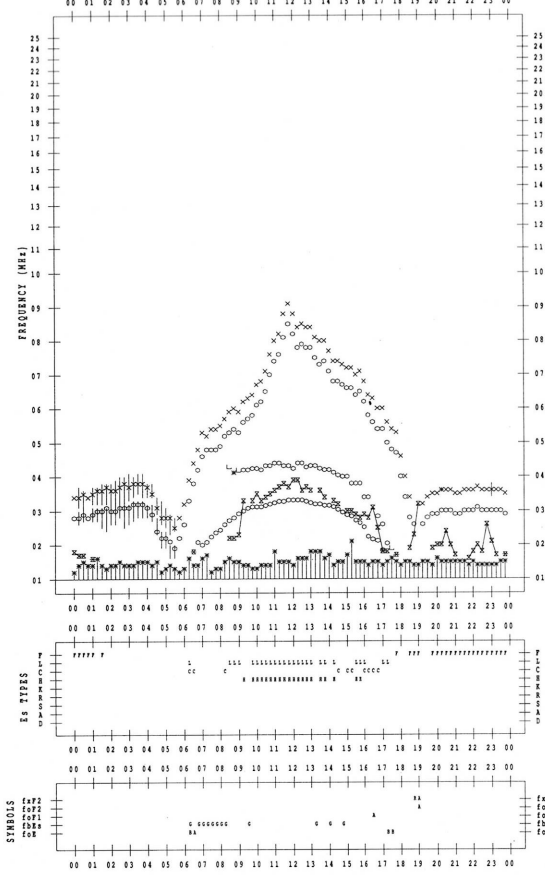
f-PLOT DATA

SCALER :

STATION : Kokubunji

DATE : 1996/ 2/29

135 °E MEAN TIME



B. Solar Radio Emission

B1. Daily Data at Hiraiso

200 MHz

Not available until system improvement is completed.

B. Solar Radio Emission

B1. Daily Data at Hiraiso

500 MHz

Hiraiso

February 1996

| Single-frequency total flux observations at 500 MHz | | | | | |
|--|-------|-------|-------|-------|-----|
| Flux density: $10^{-22} \text{Wm}^{-2} \text{Hz}^{-1}$ | | | | | |
| UT | 00-03 | 03-06 | 06-09 | 21-24 | Day |
| Date | | | | | |
| 1 | 29 | 28 | (28) | 28 | 29 |
| 2 | 28 | 28 | (28) | 27 | 28 |
| 3 | 27 | 27 | (27) | 27 | 27 |
| 4 | 27 | 26 | (26) | 26 | 26 |
| 5 | 26 | 26 | (26) | 27 | 26 |
| 6 | 26 | 26 | (26) | 27 | 26 |
| 7 | 27 | 26 | (25) | 27 | 26 |
| 8 | 26 | 26 | (26) | 27 | 26 |
| 9 | 26 | 26 | (26) | 26 | 26 |
| 10 | 26 | 26 | (26) | 26 | 26 |
| 11 | 26 | 25 | (25) | 25 | 26 |
| 12 | 25 | 25 | (24) | 25 | 25 |
| 13 | 25 | 24 | (25) | 26 | 25 |
| 14 | 25 | 24 | (24) | 24 | 25 |
| 15 | 25 | 25 | (25) | 25 | 25 |
| 16 | 25 | 25 | (26) | 25 | 25 |
| 17 | 25 | 26 | (26) | 26 | 25 |
| 18 | 26 | 26 | (26) | 26 | 26 |
| 19 | 25 | 25 | (25) | 26 | 25 |
| 20 | 26 | 25 | (25) | 26 | 26 |
| 21 | 26 | 25 | (25) | 26 | 26 |
| 22 | 26 | 26 | (25) | 26 | 26 |
| 23 | 26 | 25 | (26) | 26 | 26 |
| 24 | 26 | 26 | (26) | 26 | 26 |
| 25 | 26 | 26 | (26) | 26 | 26 |
| 26 | 26 | 25 | (25) | 26 | 26 |
| 27 | 26 | 25 | (26) | 26 | 26 |
| 28 | 26 | 26 | (26) | 26 | 26 |
| 29 | 26 | 26 | (26) | 26 | 26 |

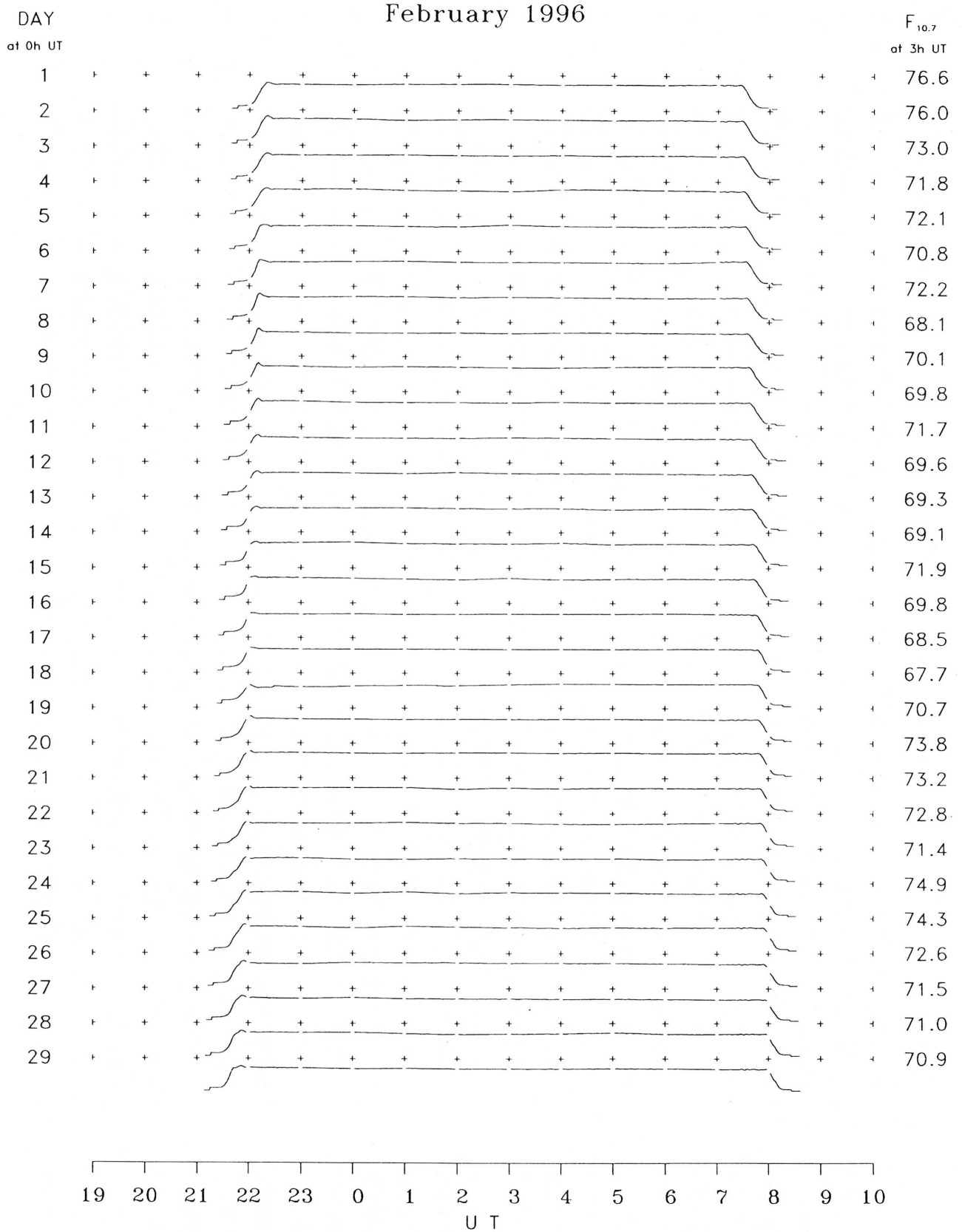
B. Solar Radio Emission
B2. Outstanding Occurrences at Hiraiso

Hiraiso

February 1996

| Single-frequency observations | | | | | | | | |
|---|----------------|------|--------------------------|-------------------------------|----------------|--|------|--------------|
| Normal observing period: 2125 - 0825 U.T. (sunrise to sunset) | | | | | | | | |
| FEB. 1996 | FREQ. (MHz) | TYPE | START TIME (U. T.) | TIME OF MAXIMUM (U. T.) | DUR. (MIN.) | FLUX DENSITY ($10^{-22} \text{Wm}^{-2} \text{Hz}^{-1}$) | | POLARIZATION |
| | | | | | | PEAK | MEAN | REMARKS |
| 3 | 200 | 8 S | 0241.6 | 0241.8 | 0.5 | 2 | - | 0 |
| | 200 | 8 S | 0300.5 | 0300.6 | 0.2 | 3 | - | ML |
| | 200 | 8 S | 0328.8 | 0329.0 | 0.2 | 4 | - | WL |
| | 200 | 8 S | 0433.8 | 0433.9 | 0.1 | 1 | - | 0 |
| | 200 | 8 S | 0506.5 | 0506.5 | 0.2 | 10 | - | 0 |
| | 200 | 8 S | 0530.3 | 0530.4 | 0.1 | 3 | - | 0 |

B. Solar Radio Emission

B3. Summary Plots of $F_{10.7}$ at Hiraiso

Note: A vertical grid space corresponds to a 100 sfu.
Elevation angle range $\geq 6^\circ$.

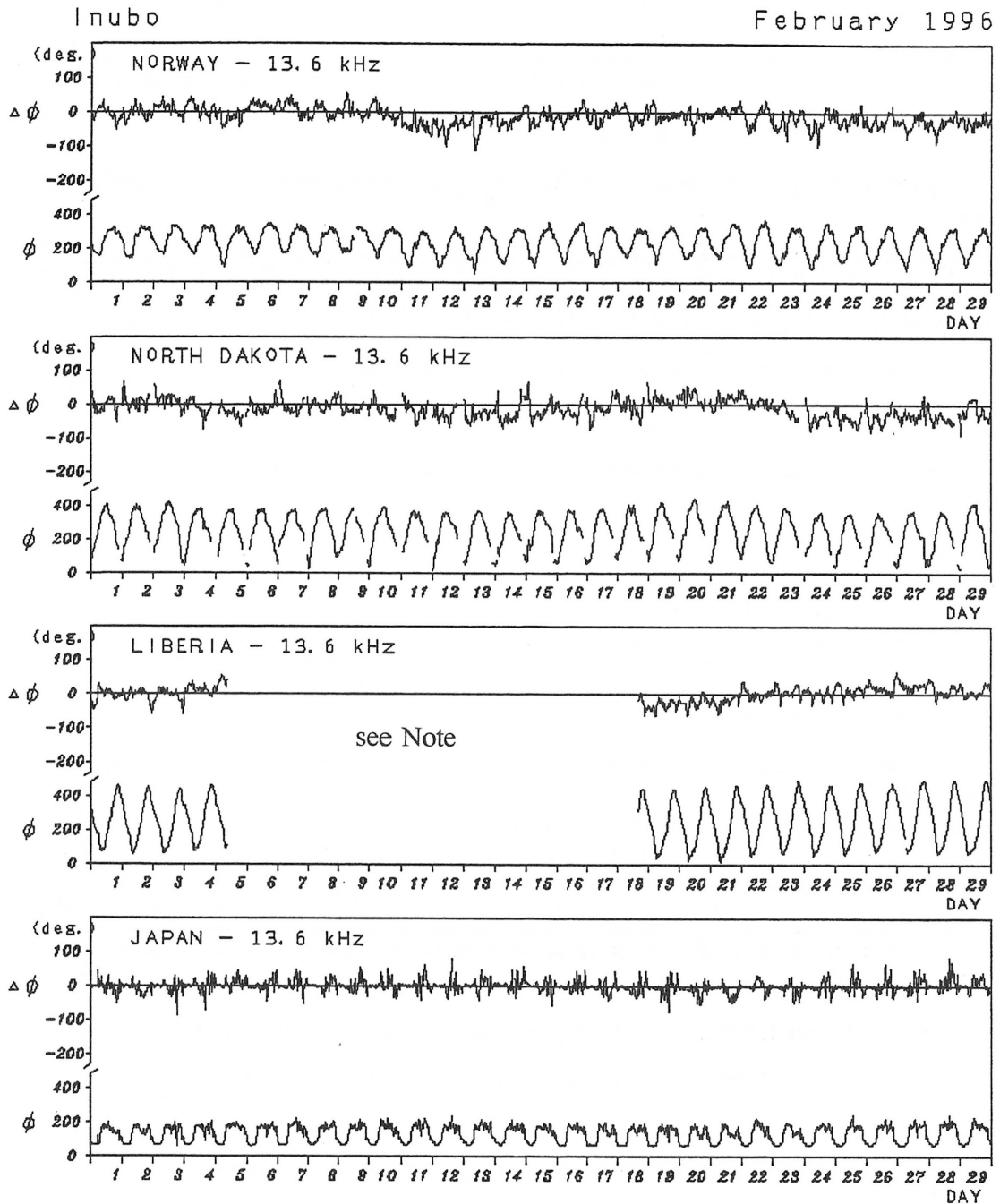
C. Radio Propagation

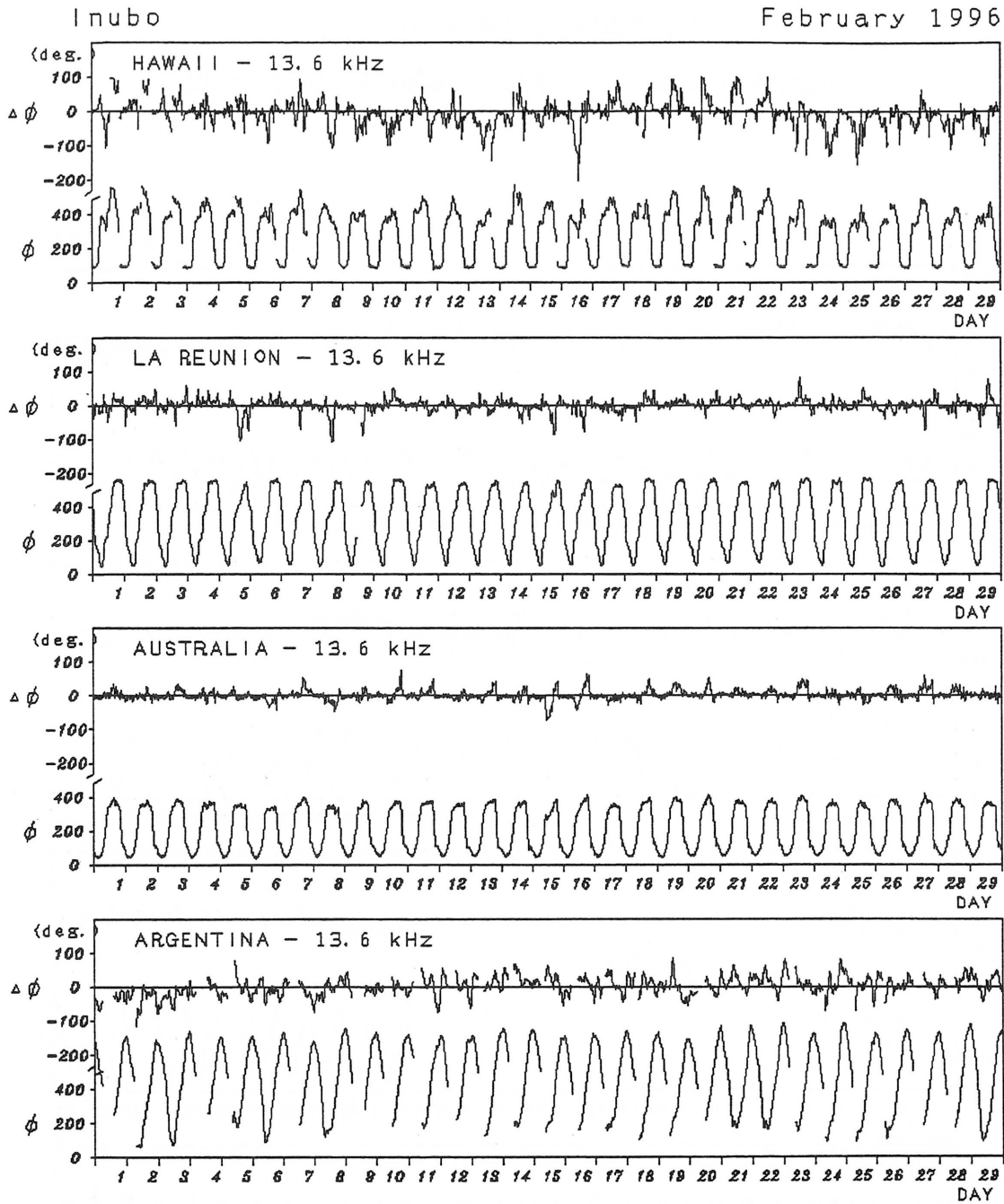
C2. Radio Propagation Quality Figures at Hiraïso

| Hiraïso | | Time in U.T. | | | | | | | | | | | | | | |
|--------------|------------------------|--------------|----------|----------|----------|----------------|----------|----------|----------|------------------|----------|----------|----------|----------------------------------|----------|---------------|
| FEB. 1996 | Whole Day Figure | <u>W W V</u> | | | | <u>W W V H</u> | | | | <u>Condition</u> | | | | <u>Principal Geomagnetic</u> | | <u>Storms</u> |
| | | 00 06 | 06 12 | 12 18 | 18 24 | 00 06 | 06 12 | 12 18 | 18 24 | 00 06 | 06 12 | 12 18 | 18 24 | Start h m | End h | Range nT |
| 1 | 4- U | - | - | - | 3U | 4 | - | - | 4U | N | N | N | N | None | | |
| 2 | C | C | C | C | C | C | C | C | C | N | N | N | N | | | |
| 3 | C | C | C | C | C | C | C | C | C | N | N | N | N | | | |
| 4 | C | C | C | 4 | C | C | C | C | C | N | N | N | N | | | |
| 5 | 3+ U | - | - | - | 3U | 3 | - | - | 4U | N | N | N | N | | | |
| 6 | 3+ U | - | - | - | 3U | 3 | - | - | 4U | N | N | N | N | | | |
| 7 | 3+ U | - | - | - | 3U | 3 | - | - | 4U | N | N | N | N | | | |
| 8 | 4- U | - | - | - | 3U | 4 | - | - | 4U | N | N | N | N | | | |
| 9 | 3+ U | - | - | - | 3U | 4 | - | - | 3U | N | N | N | N | | | |
| 10 | 4- U | - | - | - | 4U | 4 | - | - | 3U | N | N | N | N | | | |
| 11 | 4o U | - | - | - | 4U | 4 | - | - | 4U | N | N | N | N | | | |
| 12 | 4o U | - | 5U | - | 5U | 1U | 5U | - | 4U | N | N | N | N | | | |
| 13 | 4- U | - | - | - | 3U | 4 | - | - | 4U | N | N | N | N | | | |
| 14 | 4+ U | - | - | - | 5U | 4 | - | - | 4U | N | N | N | N | | | |
| 15 | 4- U | - | - | - | 3U | 4 | - | - | 4U | N | N | N | N | | | |
| 16 | 4o U | - | - | - | 4U | 4 | - | - | 4U | N | N | N | N | | | |
| 17 | 4o U | - | - | - | 3U | 5 | - | - | 4U | N | N | N | N | | | |
| 18 | 4- U | - | - | - | 4U | 3 | - | - | 4U | N | N | N | N | | | |
| 19 | 4o U | - | - | - | 5U | 3 | - | - | 4U | N | N | N | N | | | |
| 20 | 5- U | - | - | - | 5U | 5 | - | - | 4U | N | N | N | N | | | |
| 21 | 5- U | 5U | - | - | 5U | 5 | - | - | 4U | N | N | N | N | | | |
| 22 | 4+ U | 5U | - | - | 5U | 4 | - | - | 4U | N | N | N | N | | | |
| 23 | 4o U | - | - | - | 4U | 4 | - | - | 4U | N | N | N | N | | | |
| 24 | 4o U | - | - | - | 4U | 4 | - | - | 4U | N | N | N | N | | | |
| 25 | 4- U | - | - | - | 3U | 4 | - | - | 4U | N | N | N | N | | | |
| 26 | 4+ U | C | C | - | 5U | 4 | - | - | 4U | N | N | N | N | | | |
| 27 | 4o U | - | - | - | 5U | 3 | - | - | 4U | N | N | N | N | | | |
| 28 | 4o U | - | - | - | 4U | 4 | - | - | 4U | N | N | N | N | | | |
| 29 | 4+ U | - | - | - | 5U | 4 | - | - | 4U | N | N | N | N | | | |

C. Radio Propagation

C3. Phase Variation in OMEGA Radio Waves at Inubo





Note : As for LIBERIA-13.6 kHz, no record during 5 February 0915 UT to 18 February 1615 UT, due to the maintenance of transmitter.

Polar Cap Phase Anomaly (PCPA) on Norway-Inubo Circuit

NONE

C. Radio Propagation

C4. Sudden Ionospheric Disturbance

(a) Short Wave Fade-out (SWF) at Hiraíso

Hiraíso

Time in U.T.

| FEB. 1996 | S W F | | | | | Correspondence | | | | | |
|--------------|--------------------------|----|-----|-----|-----|----------------|------|------|------|-------|-------|
| | Drop-out Intensities(dB) | | | | | Start | Dur. | Type | Imp. | Solar | Solar |
| | CO | HA | AUS | MOS | BBC | | | | | * | Burst |
| None | | | | | | | | | | | |

NOTE CO:Colorado(WWV) HA:Hawaii(WWVH) AUS:Australia MOS:Moscow BBC:London
 * Optical and X-ray Flares

IONOSPHERIC DATA IN JAPAN FOR FEBRUARY 1996
F-566 Vol.48 No.2 (Not for Sale)

電離層月報 (1996年2月)
第48卷 第2号 (非売品)
1996年8月5日 印刷
1996年8月10日 発行

編集兼 郵政省通信総合研究所
発行所 〒184 東京都小金井市貫井北町4丁目2-1
☎ (0423) (27) 7 4 7 8 (直通)

Queries about "Ionospheric Data in Japan" should be forwarded to :
Communications Research Laboratory, Ministry of Posts and Telecommunications,
2-1 Nukui-Kitamachi 4-chome, Koganei-shi, Tokyo 184 JAPAN