

IONOSPHERIC DATA AT SYOWA STATION

(ANTARCTICA)

January – December 2011

CONTENTS

	Page
Introduction.....	1
Tables.....	4
Monthly plots of $foF2$, $fmin$, $ftEs$, and $h'F$	64
Monthly median plots of $foF2$	76
Monthly median plots of $ftEs$	88



NATIONAL INSTITUTE OF INFORMATION
AND COMMUNICATIONS TECHNOLOGY
TOKYO, JAPAN

INTRODUCTION

This data book summarizes the results for vertical soundings of the ionosphere at Syowa Station, Antarctica in 2011. The observations were conducted by the National Institute of Information and Communications Technology. The location of the station, specifications of the ionosonde, and symbols used in this data book are as follows:

Geographic		Geomagnetic *	
Latitude	Longitude	Latitude (Deg.)	Longitude (Deg.)
69°00.4'S	39°35.4'E	- 70.4	83.5

* Geomagnetic latitude and longitude were calculated using IGRF-10 (2005).

SPECIFICATIONS OF THE IONOSONDE USED AT SYOWA STATION

Items	Specifications
Frequency Range	1MHz - 15MHz
Transmitting Power	10kW (peak value)
Duration of Sweep	15 s
Transmitted Pulse Width	80 μ s
Pulse Repetition Frequency	100 Hz
Height Range	0 - 1000km
Recording Media	Hard drive
Power Supply	100V-AC, 2.0kVA
Transmitting Antenna and Receiving Antenna	30-m-high vertical delta antennas terminated by 600 Ω

OBSERVERS

Observer: H. Kitauchi

Scaler: K. Fukushima

DESCRIPTION

- a. All symbols and terminology in the tables or figures of ionospheric data are used in accordance with the *URSI Handbook of Ionogram Interpretation and Reduction* (second edition 1972)

b. Characteristics of Ionosphere

fxI	Top frequency of spread F traces or oblique traces.
$foF2$	Ordinary wave critical frequency for the $F2$ layer.
$fEs(ftEs)$	Top frequency of Es layer as reflected overhead
$fmin$	Lowest frequency of the vertical ionospheric reflections.
$h'F$	Minimum virtual height of the ordinary wave F trace as a whole.

Symbols

(i) Descriptive Letters.

The following letters are entered after, or used to replace, numerical values on the monthly tabulation sheets.

A	Measurement influenced by, or impossible because of, the presence of a lower thin layer, for example, Es .
B	Measurement influenced by, or impossible because of, absorption in the vicinity of $fmin$.
C	Measurement influenced by, or impossible because of, any non-ionospheric reason.
D	Measurement influenced by, or impossible because of, the upper limit of the normal frequency range.
E	Measurement influenced by, or impossible because of, the lower limit of the normal frequency range.
F	Measurement influenced by, or impossible because of, the presence of spread echoes.
G	Measurement influenced or impossible because the ionization density of the layer is too small to enable it to be made accurately.
H	Measurement influenced by, or impossible because of, the presence of stratification.
K	Presence of particle E layer.
L	Measurement influenced or impossible because the trace has no sufficiently definite cusp between layers.
M	Interpretation of measurement questionable because ordinary and extraordinary components are not distinguishable.
N	Conditions are such that the measurement cannot be interpreted.
O	Measurement refers to the ordinary component.
P	Spur type spread present.
Q	Range spread present.
R	Measurement influenced by, or impossible because of, attenuation in the vicinity of a critical frequency.
S	Measurement influenced by, or impossible because of, interference or atmospheric.
T	Value determined by a sequence of observations, the actual observation being inconsistent or doubtful.
V	Forked trace that may influence the measurement.
W	Measurement influenced or impossible because the echo lies outside the recorded height range.
X	Measurement refers to the extraordinary component.
Y	Lacuna phenomena, severe layer tilt .
Z	Third magneto- electronic component present.

(ii) Qualifying Letters

The following letters are entered in the first column before numerical values on the monthly tabulation sheets.

D	Greater than.
E	Less than.
J	Ordinary component characteristic deduced from the extraordinary component .
M	Mode interpretation uncertain.
O	Extraordinary component characteristic deduced from the ordinary component. (Used for x-characteristics only.)
T	Value determined by a sequence of observations, the actual observation being inconsistent or doubtful.
U	Uncertain or doubtful numerical value.
Z	Measurement deduced from the third magneto-electronic component.

(iii) Definitions of CNT, MED, UQ, and LQ

CNT (median count) is the number of values from which the median has been computed. In addition to numerical values, the count may include certain descriptive letters.

MED (median) is the middle value when the numerical values are arranged in the order of magnitude, or the average of the two middle values if there is an even number of values.

UQ (upper quartile) is the median value of the upper half of the values when they are ranked according to magnitude.

LQ (lower quartile) is the median value of the lower half.

Acknowledgment

Ionospheric observation at Syowa Station is based on the consignment study from the Ministry of Internal Affairs and Communications.

IONOSPHERIC DATA STATION SHOWA-ST.

JAN. 2011 f_{XI} (0.1MHz)

45° E MEAN TIME (G.M.T. + 3 H)

LAT. 69°00.4' S LON. 039°35.4' E SWEEP 1.0MHz TO 15.0MHz IN 15.0SEC IN MANUAL SCALING

H D	00	01	02	03	04	05	06	07	08	09	10	11	12	13	14	15	16	17	18	19	20	21	22	23	
1	X 46	X 45	47	48	X 47	R	X 48	X 57	X 65	X 68	X 68	66	B	X 64	R	O 58	X 60	X 58	X 59	X 54	X 51	X 55	X 54	X 46	
2	X 42	A 43	O 47	X 53	O 53	R	R	X 59	X 63	X 66	X 66	X 66	X 63	X 65	X 59	X 52	X 54	X 57	X 57	X 54	X 50	X 49	X 49	R	
3	R	O 43	X 48	R	O 48	X 56	X 52	X 57	X 58	X 57	X 58	X 58	R	R	R	R	C	O 55	X 55	R	48	X 44	X 49	R	
4	R	O 49	X 46	X 50	X 67	R	X 55	X 66	B	B	B	R	R	X 58	X 64	R	O 59	X 58	X 51	B	O 47	X 47	B	O 44	
5	X 36	X 42	X 47	X 52	O 58	X 64	X 71	X 72	X 72	X 69	X 68	B	O 64	X 65	R	R	R	R	O 57	X 55	X 49	X 49	X 48	X 41	
6	X 39	O 46	R	R	B	R	X 58	X 66	O 69	X 67	X 65	X 62	X 60	X 63	X 65	X 65	X 63	X 59	X 58	X 55	X 53	X 53	X 49	X 42	
7	R	X 46	R	R	R	O 42	X 60	R	R	R	R	R	B	B	B	B	R	R	O 45	X 44	R	X 47	X 41	X 49	
8	R	R	B	B	R	B	B	R	R	B	B	R	B	B	B	B	B	B	B	B	B	B	X 47	X 42	
9	O 39	X B	R	O 46	X 46	X 54	R	B	R	R	O 47	R	R	R	R	R	O 54	X 55	X 54	R	O 52	X 47	X 44	X 40	X 52
10	R	B	R	B	B	B	B	B	R	B	B	B	B	B	B	B	B	B	B	B	O 55	X 49	X 54	X 50	X 39
11	R	R	A 47	O 47	X R	R	B	B	R	O 51	R	R	R	R	R	R	R	R	R	X 56	X 48	B	O 42	R	X 41
12	R	B	O 44	X 44	R	X 43	X 48	R	B	R	R	R	Y	Y	B	B	B	R	O 53	X 49	R	O 50	X 47	X 40	X 40
13	45	B	B	B	B	B	R	O 48	X 48	R	C	B	R	B	R	R	R	R	R	R	O 52	X 42	B	R	R
14	B	B	37	64	R	R	R	R	R	R	R	R	R	B	B	B	R	B	O 42	X 49	B	B	R	X 40	X 40
15	R	R	O 36	X 36	A	R	X 43	X 47	R	B	B	O 56	R	R	O 53	X 49	R	B	B	O 54	B	O 52	X 46	X 46	X 43
16	37	X 40	X 41	X 43	X 46	X 47	R	X 64	X 63	X 63	X 58	X 58	R	R	R	R	R	X 48	X 48	X 46	X 50	X 49	X 49	X 39	X 38
17	O 39	X B	R	B	B	R	O 49	X 50	X 55	R	R	R	R	R	R	R	O 52	R	R	O 50	X 52	X 50	R	X 48	X 37
18	R	B	R	O 52	X 52	Y	B	O 50	X 54	X 54	R	R	R	R	R	R	O 49	X 47	X 46	R	O 52	X 49	X 47	X 41	
19	38	X 40	X 42	R	B	R	B	R	R	R	R	R	B	O 58	X 58	B	B	B	B	B	O 49	B	O 46	X 40	X 38
20	X 41	X 40	X 43	R	O 41	X 48	X 50	X 53	X 58	X 59	R	R	R	R	B	B	B	B	R	O 47	R	X 43	X 46	R	X 35
21	X 34	X 40	X 39	X 40	R	O 45	X 48	X 54	X 55	X 55	R	X 57	R	R	O 55	R	O 50	C	C	C	C	C	C	X 44	X 37
22	40	X 38	X 38	44	B	O 47	X 52	X 56	X 56	R	R	R	R	Y	R	R	O 54	R	X 52	X 52	X 47	X 52	X 49	X 49	X 38
23	33	X 36	X 46	X 43	X 39	X 49	X 56	X 62	X 62	X 58	X 60	R	X 63	X 57	X 57	R	R	O 51	X 47	X 47	X 52	X 52	X 46	X 46	
24	X 45	X 46	X 51	X 51	X 51	X 53	X 57	X 56	X 64	B	R	O 63	X 67	X 62	X 56	R	R	R	O 50	X 52	X 49	X 51	R	R	
25	A	R	37	R	R	R	O 46	X 49	X 51	X B	R	R	O 56	X 57	X 57	R	R	R	B	B	O 49	R	X 44	O 38	X 39
26	A	A	R	R	R	R	O 48	X 49	X 53	X 54	B	R	R	R	R	O 52	R	R	O 54	X 48	X 44	X 46	X 46	X 42	X 32
27	A	R	44	O 41	X 41	R	A 49	X 50	X 50	B	R	R	B	R	O 47	X 47	R	R	R	X 49	X 47	X 45	X 48	X 45	X 42
28	33	B	42	O 45	X 45	41	47	X 47	R	R	B	B	B	Y	B	B	B	B	O 48	X 48	R	B	X 49	R	A
29	A 45	O 41	X 36	A	A	R	O 47	X 47	X R	R	R	R	R	R	R	R	R	R	O 48	X 46	X 43	X 48	X 44	X 39	X 37
30	37	B	B	31	46	O 46	X 52	X 52	X R	X 53	R	R	R	R	R	B	R	O 48	X 48	X A	X 46	X 47	X 46	X 39	
31	X 39	X 41	X 46	X 47	X 52	X 63	X 66	X 66	X 65	X 64	X 64	R	O 68	X 66	X 56	X 54	X 50	X 52	X 52	X 52	X 48	X 46	X 44	A	
	00	01	02	03	04	05	06	07	08	09	10	11	12	13	14	15	16	17	18	19	20	21	22	23	
CNT	17	15	19	18	14	15	17	20	17	14	10	8	8	10	10	8	10	15	23	20	25	25	25	24	
MED	X 39	X 42	X 43	X 46	X 46	X 48	X 50	X 55	X 58	X 58	X 62	X 60	X 64	X 60	X 56	X 54	X 51	X 53	X 49	X 52	X 49	X 47	X 45	X 40	
U Q	X 42	X 46	X 46	X 50	X 52	X 54	X 56	X 63	X 64	X 66	X 66	X 64	X 66	X 63	X 65	X 58	X 59	X 55	X 55	X 53	X 52	X 50	X 48	X 42	
L Q	X 36	X 40	X 39	X 43	X 43	X 46	X 48	X 50	X 54	X 54	X 57	X 58	X 59	X 57	X 52	X 53	X 48	X 48	X 47	X 47	X 46	X 45	X 40	X 38	

JAN. 2011 f_{XI} (0.1MHz)

NATIONAL INSTITUTE OF INFORMATION AND COMMUNICATIONS TECHNOLOGY, JAPAN

IONOSPHERIC DATA STATION SHOWA-ST.

JAN. 2011 foF2 (0.1MHz) 45°E MEAN TIME (G.M.T. + 3 H)

LAT. 69°00.4'S LON. 039°35.4'E SWEEP 1.0MHz TO 15.0MHz IN 15.0SEC IN MANUAL SCALING

H D	00	01	02	03	04	05	06	07	08	09	10	11	12	13	14	15	16	17	18	19	20	21	22	23			
1	40	39	41	F 39	41	R	42	51	59	62	62	F 56	B	58	R	R 52	J 54	R 52	R 53	48	45	49	48	40			
2	36	A	R 37	R 41	R 47	R	R	53	57	60	60	60	60	57	59	53	U 46	R 48	J 51	51	48	44	43	R			
3	R	R 37	R	R	J 42	R 50	R	46	51	52	51	J 52	R	R	R	R	C 49	U 49	R	R	42	38	43	R			
4	A	R 43	R 40	44	R	R	49	F 57	B	B	B	R	R	J 52	58	R	R	J 53	R 52	B	45	41	B	B	38		
5	30	36	41	46	R 52	V 58	65	66	66	63	62	B	R 58	R	R	R	R	R	R	R	49	43	43	42	35		
6	33	40	R	R	B	R 52	J 56	F 63	61	59	59	J 56	R 54	R	57	59	59	57	J 53	R 52	49	47	47	43	36		
7	A	40	R	R	A	36	R	R	R	R	R	R	B	B	B	B	B	R	R	R	R	R	41	35	F 40		
8	A	A	B	B	R	B	B	R	R	B	B	R	B	B	B	B	B	B	B	B	B	B	41	36	A		
9	R 33	B	R	R 39	40	48	R	B	R	R	R	R	R	R	R	R	48	49	48	R	U 46	41	38	34	46		
10	R	B	R	B	B	B	B	B	R	B	B	B	B	B	B	B	B	B	B	B	R 49	J 43	48	44	33		
11	R	R	A	R 41	R	R	B	B	R	R	R	R	R	R	R	R	R	R	R	R	50	42	B	R	A	35	
12	R	B	38	R 37	R 42	R	R	B	R	R	R	Y	Y	B	B	B	R	U 47	R 43	R	44	41	34	34	R		
13	F 35	B	B	B	B	B	R	R	R	C	B	R	B	R	R	R	R	R	R	U 46	36	B	R	R	R		
14	B	B	F 26	A	R	A	R	R	R	R	R	R	B	B	B	R	B	R	R	R	36	43	34	34	R		
15	A	R	30	A	R	37	41	R	B	B	R	R	R	R	R	R	R	B	B	B	B	46	40	41	37		
16	F 27	34	35	V 37	40	41	R	F 47	57	57	J 52	R 52	R	R	R	R	R	R	R	R	42	42	40	44	43	32	
17	33	B	R	B	B	R	43	R	44	49	R	R	R	R	R	R	46	R	R	44	46	44	42	25	F 25		
18	R	B	R	Y	B	R	44	48	R	48	R	R	R	R	R	R	43	41	40	R	46	43	41	35	R		
19	F 30	34	36	R	B	R	B	R	R	R	R	B	R	R	B	B	B	B	B	43	B	40	33	34	32	R	
20	34	34	37	A	35	42	44	47	52	53	R	R	R	R	R	R	R	R	R	41	R	37	40	R	29		
21	28	34	33	34	B	R 42	R 48	49	49	R	J 51	R	R	R	R	49	R	44	R	C	C	C	C	38	31	R	
22	F 28	32	32	38	B	R 41	46	R 50	R	R	R	R	Y	R	R	48	R	R	R	46	46	41	46	43	32	R	
23	F 22	30	F 34	F 37	33	43	50	R 56	J 56	52	J 54	R	R	57	51	R	R	R	R	45	41	41	46	46	40	40	R
24	39	40	45	45	45	47	51	J 50	58	B	R	R	57	61	56	50	R	R	R	44	46	43	45	R	A	R	
25	A	R	F 27	A	R	R	40	43	45	B	R	R	U 50	R 51	R	R	R	R	B	B	43	38	28	33	F 28	F 33	
26	A	A	R	A	A	R	42	43	47	48	B	R	R	R	U 46	R	R	R	48	42	38	40	40	32	22	F 22	
27	A	R	A	R 35	A	A	R	R	R	B	R	R	B	R	R	41	R	R	R	43	41	39	42	39	36	R	
28	F 24	B	F 34	F 39	F 30	41	R	R	R	B	B	B	Y	B	B	B	B	B	R	42	R	B	J 43	R	A	A	
29	A	R 39	F 30	F 27	A	A	R	R	41	41	R	R	U 51	R	R	R	R	R	U 42	R 40	J 37	R 42	38	33	31	R	
30	F 27	B	B	25	F 36	U 40	R 46	R	R	J 47	R	R	R	R	B	R	42	A 42	U 42	R 40	A 40	J 40	41	40	33	F 33	
31	F 30	35	40	R 41	46	S 57	60	60	59	58	58	R	62	60	50	48	R	R	44	46	46	46	42	40	34	F 34	A
	00	01	02	03	04	05	06	07	08	09	10	11	12	13	14	15	16	17	18	19	20	21	22	23			
CNT	17	15	18	17	13	15	17	19	17	14	10	8	8	10	10	8	10	15	23	20	25	25	25	24			
MED	30	36	36	39	40	42	44	48	52	52	56	54	58	54	50	48	45	47	43	46	43	41	39	34			
U Q	34	40	40	42	46	48	50	56	58	60	60	56	60	57	59	52	53	49	49	47	46	44	42	36			
L Q	F 28	34	F 32	F 36	36	40	42	R 44	48	48	51	52	53	51	46	47	42	42	41	41	40	39	34	32			

JAN. 2011 foF2 (0.1MHz)

NATIONAL INSTITUTE OF INFORMATION AND COMMUNICATIONS TECHNOLOGY, JAPAN

IONOSPHERIC DATA STATION SHOWA-ST.

JAN. 2011 ftEs (0.1MHz) 45°E MEAN TIME (G.M.T. + 3 H)

LAT. 69°00.4'S LON. 039°35.4'E SWEEP 1.0MHz TO 15.0MHz IN 15.0SEC IN MANUAL SCALING

H D	00	01	02	03	04	05	06	07	08	09	10	11	12	13	14	15	16	17	18	19	20	21	22	23		
1	31	32	39	33	32	31	30	20 ^G	32	35	34	32		35	34	34	29	26	32	22	32	31	37	38		
2	41	45	42	32	32	41	42	31	33	35	18	39	44	42	42	36	31	40	32		22 ^{G E B}	22	26	36		
3	25 ^G	41	36		43	53	38	40	34	34	33	33	32	28	43	32		32	27	27	22 ^{E B}	27	42	36		
4	40	41	35	31	37	39	26	29					36	34	25	36	32	34	27		26	22		39		
5		39	25	24	27	28	33	36	34	35	34			36	35	45	33	34	30	42	42	30	24	28		
6	28	38	36	34		35	42	38	32	35	33	40	58	42	42	64	36	42	29	34	26	26	26	27		
7	40	71	32	40	42	39	33	31	29	39	34	35							33 ^{E B}	30	27	30	30	28	31	
8	48	36			33			38	31				27										32	38	38	
9	38		32		15 ^G	23 ^G	40		32	32	29	29	36	37	30	30	31	31	34	26	25	22	32	39		
10	39		26						43												29 ^{E B}	24 ^{E B}	21	20		
11	26 ^G		43	41	42	26			32	24	32		34	35	35	32	30	34	31	28			42	36		
12	34		36	38	20 ^G	32	35		33	33	33	22					31 ^{E B}	38 ^{E B}	28	30	26	24	19	35		
13	36						33		32				36		33	31	22	32	29	30	25	26	33	38		
14			30	42	39	46	36	38	36	31	32	32				37		30 ^{E B}	27			34	33	34		
15	38	33		43	20 ^G	28	28	38					25	25		25	25			30		40	16 ^G	42	31	
16	25	25	43	26	30	28	37	31	32	40	33	34	36	34	34	33	32	36	28	38	28	25	28	26		
17	36		28			44	39	37	36		35	25	36	34	32	32	28	32	45	30	24 ^{E B}	22		29		
18	27		30	35	20			32	39	36	33	34	34		24 ^G	25 ^G	20	31	29	34	24	34	22	22		
19	32	33	65	70		33		36	34	31	31		34	33						34		31	31	30	27	
20	32	35	37	42		35	33	32	36	31	34	37	34	35						24	29	26	27	19	13	
21	13 ^{E B}	28	16	41	30	24		31	32	32	32	34	34	36	38	38	32						29	33		
22	25	29	31	23		36	28	42	33	24	24	34	28	34	37	17	17	33	29	27	25	43	21	17		
23	16	14	16		24	26	28	32	36	37	34	31	31	32	32	41	46	42	34	25	25	31	21	28		
24	32	29	29	30	30	29	25	20					34	38	28	30	39	39	39	31	30	34	35	30	31	39
25	40	34	44	48	36	40	40	36	36				33	21	33	34	32	32			29	24	28	32	34	
26	43	42	28	42	44	38	50	31	28	17		34	33	22	32		32	32	30		23		39	28		
27	39	32 ^K	30	32	40	42	27		27		33	22		33	33	36	27	21	27	26		20	15	28		
28	23 ^{E B}		14	27	25	40	41	28	30				29						29	29		28	34	44	47	
29	40	35	34	57	50	41	35	35	35	31	32	32	32	32	32	26	32	33	28	38	24	19	22	28		
30	48			28	21	18	23	25			29	34	35	38	28		32	32	42	32	67	29	21	16	15	
31	14 ^{E B}	22	27	18	24	24		30	28	30	34	37	32	44	32	35	33	32	36	36	20	23	29	46		
	00	01	02	03	04	05	06	07	08	09	10	11	12	13	14	15	16	17	18	19	20	21	22	23		
CNT	30	22	28	27	25	27	27	27	29	22	25	27	24	25	22	24	23	25	26	25	27	28	29	31		
MED	33	34	32	33	30	35	33	32	32	32	33	34	34	33	34	32	32	32	30	28	24	26	29	31		
U Q	40	39	36	42	40	40	39	37	36	35	34	36	36	35	38	36	33	35	32	34	29	31	36	38		
L Q	26	29		26	22	28	27	29	30	30	32	29	30	29	32		29	30	29	26	24	22	22	27		

JAN. 2011 ftEs (0.1MHz)

NATIONAL INSTITUTE OF INFORMATION AND COMMUNICATIONS TECHNOLOGY, JAPAN

IONOSPHERIC DATA STATION SHOWA-ST.

JAN. 2011 fmin (0.1MHz) 45° E MEAN TIME (G.M.T. + 3 H)

LAT. 69°00.4'S LON. 039°35.4'E SWEEP 1.0MHz TO 15.0MHz IN 15.0SEC IN MANUAL SCALING

H D	00	01	02	03	04	05	06	07	08	09	10	11	12	13	14	15	16	17	18	19	20	21	22	23
1	11	12	11	12	16	20	13	12	12	14	14	13	B	15	19	20	17	14	14	12	12	12	12	13
2	13	13	13	15	14	20	22	13	12	12	11	14	12	13	13	14	16	13	13	13	22	12	13	13
3	14	13	15	17	19	15	16	13	12	13	14	15	14	15	15	13	C	12	16	15	22	13	15	30
4	13	13	22	23	28	14	22	12	B	B	B	14	14	13	18	23	16	16	B	13	12	B	B	12
5	12	12	13	12	12	12	12	12	13	13	14	B	13	20	13	14	13	13	13	13	13	12	12	13
6	12	14	23	28	B	22	14	12	15	13	13	14	13	13	13	13	14	13	13	13	13	12	12	14
7	13	14	19	26	13	14	12	12	12	23	19	17	B	B	B	B	24	17	30	18	24	14	13	13
8	16	14	B	B	29	B	B	36	19	B	B	24	B	B	B	B	B	B	B	B	B	14	13	14
9	16	B	20	18	13	15	22	B	22	15	15	14	24	24	17	18	17	16	15	14	14	15	15	13
10	25	B	22	B	B	B	B	B	20	B	B	B	B	B	B	B	B	B	B	29	24	16	14	16
11	17	20	26	20	21	22	B	B	18	19	22	18	18	19	14	14	14	23	15	20	B	19	12	13
12	22	B	20	24	17	16	14	B	22	18	15	15	20	B	B	B	31	38	22	30	15	14	13	13
13	13	B	B	B	B	B	15	13	32	C	B	22	B	24	15	18	14	14	29	16	26	B	29	26
14	B	B	13	20	27	21	30	23	16	14	16	18	B	B	B	30	B	30	21	B	B	20	13	13
15	13	14	14	18	14	13	14	14	B	B	20	20	21	17	14	14	B	B	20	B	23	13	13	12
16	12	11	11	13	13	15	16	13	13	14	14	14	17	15	14	19	14	12	12	12	13	14	14	13
17	13	B	24	B	B	13	17	15	16	16	19	16	17	16	13	16	22	12	14	14	14	22	14	12
18	16	B	20	28	16	B	22	16	21	15	22	34	14	16	19	15	17	13	14	14	12	14	12	12
19	12	12	13	14	29	B	14	16	14	31	B	15	23	B	B	B	B	20	B	31	13	12	12	12
20	12	13	13	19	18	14	14	16	36	17	13	17	34	21	B	B	B	16	20	26	18	12	14	13
21	13	13	13	13	13	14	16	14	12	12	13	14	20	18	16	16	22	C	C	C	C	C	13	15
22	13	13	13	13	B	19	15	26	14	14	13	15	23	14	14	14	13	13	15	15	16	18	12	12
23	13	14	12	15	13	12	13	14	14	23	14	21	18	17	13	14	12	14	14	14	14	14	12	15
24	12	13	12	15	12	13	14	14	19	B	34	38	25	16	18	15	19	22	12	14	12	12	18	12
25	15	19	14	16	18	17	15	13	13	B	23	31	16	12	15	18	21	B	B	14	24	13	13	17
26	12	14	17	29	20	16	14	12	14	14	B	25	15	14	15	15	15	12	13	13	13	16	12	12
27	14	25	25	24	24	14	12	14	13	B	24	19	B	23	19	14	15	13	27	16	13	20	15	28
28	23	B	12	27	16	13	20	24	30	B	B	B	23	B	B	B	B	18	23	B	28	28	23	20
29	28	20	13	13	15	19	23	19	16	16	14	14	13	14	15	18	15	14	14	14	13	19	13	12
30	12	B	B	23	16	13	15	18	23	12	22	30	14	16	B	14	15	12	12	13	13	21	13	15
31	14	12	12	12	12	13	13	11	13	13	15	23	14	16	18	12	13	11	13	15	12	12	12	12
	00	01	02	03	04	05	06	07	08	09	10	11	12	13	14	15	16	17	18	19	20	21	22	23
CNT	31	31	31	31	31	31	31	31	31	30	31	31	31	31	31	31	30	30	30	30	30	30	31	31
MED	13	14	14	19	17	15	15	14	16	16	19	18	18	17	17	16	17	14	15	14	14	14	13	13
U Q	16	B	22	27	28	21	22	23	22	B	31	30	34	24	B	30	31	23	23	26	24	19	14	15
L Q	12	13	13	14	13	13	14	13	13	14	14	14	14	15	14	14	14	13	13	13	13	13	12	12

JAN. 2011 fmin (0.1MHz)

NATIONAL INSTITUTE OF INFORMATION AND COMMUNICATIONS TECHNOLOGY, JAPAN

IONOSPHERIC DATA STATION SHOWA-ST.

JAN. 2011 h'F (KM)

45° E MEAN TIME (G.M.T. + 3 H)

LAT. 69°00.4'S LON. 039°35.4'E SWEEP 1.0MHz TO 15.0MHz IN 15.0SEC IN MANUAL SCALING

H D	00	01	02	03	04	05	06	07	08	09	10	11	12	13	14	15	16	17	18	19	20	21	22	23
1	228	216	234	A	A	A	214	216	196	188	200	198	B	198	A	198	200	202	196	196	200	202	202	234
2	250	A	A	230	E A	A	274	A	202	196	192	192	208	208	208	216	206	198	198	200	200	194	208	208
3	A	A	A	A	A	E A	A	A	H	200	204	198	E Y	190	196	E A	200	C	198	198	218	202	218	A
4	A	A	A	A	A	A	198	190	B	B	B	A	194	214	200	200	210	A	B	188	188	B	B	A
5	226	E A	A	236	216	208	196	206	192	212	190	B	198	A	A	190	190	194	220	220	A	206	198	200
6	240	A	A	A	B	A	A	A	242	204	208	218	A	218	196	192	A	212	224	218	210	214	206	212
7	A	228	A	A	A	A	232	222	206	A	A	A	A	B	B	B	B	208	220	198	198	A	208	244
8	A	A	B	B	R	B	B	A	A	B	B	216	B	B	B	B	B	B	B	B	B	B	E A	A
9	A	B	A	A	A	E A	A	B	A	E A	200	190	190	224	194	184	208	198	A	210	214	232	278	A
10	A	B	A	B	B	B	B	B	A	B	B	B	B	B	B	B	B	B	B	B	218	218	214	228
11	A	A	A	A	A	A	B	B	212	198	190	192	204	208	200	204	202	206	212	206	B	E A	A	E A
12	A	B	E A	A	A	A	A	B	A	A	202	Y	Y	B	B	B	198	B	208	220	218	222	206	A
13	A	B	B	B	B	B	A	216	208	C	B	A	B	196	196	188	180	226	202	208	224	B	A	A
14	B	B	190	A	A	A	A	A	A	218	204	208	B	B	B	A	B	194	202	B	B	A	E A	A
15	A	A	A	A	A	A	210	A	B	B	192	214	196	194	200	184	B	B	214	B	E A	236	204	234
16	228	246	E A	230	H	236	A	206	188	190	186	194	198	208	200	204	194	194	200	O	218	198	218	228
17	A	B	A	B	B	A	A	A	224	216	196	E Y	208	198	198	198	190	200	198	206	200	200	200	E A
18	A	B	A	A	Y	B	E A	A	256	196	226	204	188	196	196	202	202	194	196	206	214	208	208	212
19	A	E A	208	210	B	R	B	A	A	E A	222	206	B	E A	B	B	B	B	B	B	B	E B	248	252
20	234	218	A	A	A	A	244	204	210	198	B	198	204	200	200	188	B	B	B	198	200	206	204	218
21	216	260	238	A	A	B	A	190	210	184	188	196	186	184	E A	218	198	198	C	C	C	C	C	224
22	A	254	A	A	B	A	224	190	190	196	A	Y	A	206	200	188	198	198	208	208	208	226	226	236
23	212	272	244	230	214	192	198	198	198	196	190	190	220	198	A	190	208	208	196	200	192	222	208	230
24	238	250	244	238	218	210	200	200	198	B	198	232	192	208	200	198	198	208	196	204	224	222	A	A
25	A	A	226	A	A	A	216	192	A	B	A	R	222	196	204	206	206	B	B	220	202	212	204	A
26	A	A	A	A	A	A	196	190	196	188	B	198	E A	226	198	198	198	198	198	204	198	210	228	232
27	A	A	A	A	A	A	232	194	178	B	186	A	B	196	196	E A	224	198	202	210	196	224	230	216
28	B	B	O	O	O	A	A	A	A	A	B	B	Y	B	B	B	B	B	202	212	B	224	A	A
29	A	A	196	196	A	A	A	A	214	A	220	192	192	206	224	200	200	186	202	230	220	226	226	236
30	E A	B	B	B	A	216	198	204	202	210	A	210	210	A	B	184	204	A	192	A	192	230	222	210
31	236	242	256	O	O	O	226	226	208	194	194	194	204	196	E A	244	202	194	190	196	214	214	210	O
	00	01	02	03	04	05	06	07	08	09	10	11	12	13	14	15	16	17	18	19	20	21	22	23
CNT	11	12	13	9	9	11	16	18	21	19	22	19	21	22	19	22	23	23	25	24	26	26	25	18
MED	231	244	235	230	222	218	206	203	198	197	197	197	199	199	200	198	198	202	202	208	206	218	220	227
U Q	240	257	250	237	245	236	219	210	206	212	204	214	214	208	206	200	206	208	212	218	220	226	231	E A
L Q	226	231	217	214	215	208	198	196	192	190	190	192	193	196	196	190	196	198	198	200	200	208	207	212

JAN. 2011 h'F (KM)

NATIONAL INSTITUTE OF INFORMATION AND COMMUNICATIONS TECHNOLOGY, JAPAN

IONOSPHERIC DATA STATION SHOWA-ST.

FEB. 2011 f_{XI} (0.1MHz) 45°E MEAN TIME (G.M.T. + 3 H)

LAT. 69°00.4'S LON. 039°35.4'E SWEEP 1.0MHz TO 15.0MHz IN 15.0SEC IN MANUAL SCALING

H D	00	01	02	03	04	05	06	07	08	09	10	11	12	13	14	15	16	17	18	19	20	21	22	23	
1	A	58	A	42	48	44	O X	R	R	58	R	B	X	B	O X	R	O X	X	O X	O X	R	R	A	A	
2	A	R	O X	A	A	56	B	R	O X	O X	B	R	O X	R	R	R	R	B	O X	O X	X	X	X	R	
3	R	R		X	X		X	X	X	X	R	R	R	R	R	O X	R	O X	O X		R	X	X	X	
4	X	36	43	49	45	49	X	X	X	B	R	R	R	O X	O X	O X	O X	O X	O X	O X	X	X	A	A	
5	A	R	X				B	A	R	X	R	R	B	B	B	B	B	O X	O X	O X	X	X	A	A	
6	B	B	R	B	B	B	R	B	B	B	B	B	B	B	B	B	B	B	R	X	O X	X	A	O X	
7	R	R	B	R	R	R	O X	X	O X	O X	O X	O X	R	R	R	R	R	O X	O X	O X	X	X	X	X	
8	O X	A	A	R	B	B	B	B	B	O X	X	X	R	B	X	B	B	B	O X	O X	X	X	X	X	
9	R	A	R	B	R	X			X	O X	O X	R	X	R	R	R	O X	X	O X	O X	X	X	X	X	
10	29	30	33	38	45	O X	X	X	X	X	X	O X	O X	O X	X	X	R	X	X	O X	O X	X	X	X	
11	50	A	A	A	O X	42	50	R	R	C	C	C	C	C	C	C	C	C	C	C	C	X	R	R	
12	A	A	O X	X	A	A	50	R	X	X	X	X	B	B	X	O X	O X	O X	O X	O X	O X	X	X	X	
13	32	35	38	40	44	50	52	56	64	70	70	68	68	64	R	O X	O X	O X	O X	O X	O X	O X	X	X	
14	43	40	39	54	48	O X	X	X	X	X	X	X	X	X	O X	O X	X	O X	O X	O X	X	X	R	66	
15	A	A	57	70	57	R	O X	X	X	X	O X	O X	B	O X	X	R	B	R	B	B	50	O X	B	X	
16	53				O X	O X	O X	R	X	R	R	O X	O X	O X	X	B	B	O X	X	O X	O X	X	X	X	
17	X	31	32	35	44	O X	X	B	B	O X	B	B	B	B	O X	X	B	O X	X	X	R	O X	X	B	
18	25	28	32	42	50	R	R		B	B	B	O X	B	B	R	B	O X	X	R	X	X	X	X	R	
19	A	R	B	B	R	B	R	R	B	B	B	B	B	B	B	O X	44	B	B	B	O X	B	O X	R	
20	R	A	A	A	A	R	R	R	B	B	B	B	B	B	B	B	B	B	B	B	B	B	B	R	
21	R	B	B	B	B	B	R	R	B	B	R	B	R	B	B	B	B	B	B	B	B	B	B	A	
22	A	O X	B	B	B	A	X	O X	R	R	R	X	B	B	B	R	X	O X	O X	X	X	X	X	X	
23	39	35	30	39		41	R	X	O X	R	R	X	B	B	X	R	B	X	B	B	R	O X	O X	R	
24	A	26	33	32	38	O X	O X	O X	X	X	X	O X	O X	O X	O X	O X	O X	O X	O X	O X	O X	O X	X	X	
25	X	36	40	44	46	47	48	54	59	66	66	66	74	74	73	66	60	58	55	54	49	47	44	38	
26	A	A	32	32	38	43	49	53	57		R	O X	R	O X	O X	B	O X	O X	X	X	A	X	X	A	
27	A	A	A	A	X	X	X	X	X	O X	R	X	X	X	X	X	X	X	X	X	X	X	X	X	X
28	31	27	25	24	27	X	X	A	X	X	R	R	X	R	R	O X	X	X	C	O X	X	X	X	X	
29																									
30																									
31																									
	00	01	02	03	04	05	06	07	08	09	10	11	12	13	14	15	16	17	18	19	20	21	22	23	
CNT	12	12	16	16	16	16	18	15	15	13	13	13	11	11	13	11	14	18	20	21	22	23	19	17	
MED	36	35	34	40	44	48	49	52	54	58	60	63	64	64	60	59	57	55	52	50	47	45	40	35	
U Q	42	40	42	44	48	52	54	59	63	66	65	67	68	67	64	62	58	56	55	52	50	49	46	44	
L Q	32	29	32	36	39	44	46	48	50	52	56	56	60	59	58	52	55	52	50	48	46	42	37	32	

IONOSPHERIC DATA STATION SHOWA-ST.

FEB. 2011 f_oF₂ (0.1MHz) 45°E MEAN TIME (G.M.T. + 3 H)

LAT. 69°00.4'S LON. 039°35.4'E SWEEP 1.0MHz TO 15.0MHz IN 15.0SEC IN MANUAL SCALING

H D	00	01	02	03	04	05	06	07	08	09	10	11	12	13	14	15	16	17	18	19	20	21	22	23	
1	A	A	A	F 32	F 38	F 28	43	R	R	F 48	R	B J R	B	R	R	50	50	46	44	42	A	A	A	A	
2	A	A	R 30	A	A	F 46	B	R	R 46	44	B	R	R	R	R	R	R	B U R	46	44	40	39	34	A	
3	A	R	F 30	35	37	F 38	40	42	47	50	50	R	R	R	R	R	R	R	R	R	39	37	40	37	
4	30	30	F 40	39	43	J R 48	58	B	B	R	R	R J R	R	R	R	R	R	R	R	R	46	40	A	A	
5	A	A	27	24	F R	B	A	A	37	A	A	B	B	B	B	B	R	R	R	R	45	42	40	A	
6	B	B	A	B	B	B	R	B	B	B	B	B	B	B	B	B	B	B	R	R	42	37	26	R	
7	A	R	B	A	A	R	R	40	41	44	45	50	48	R	R	R	R	R	R	R	49	49	45	20	
8	R 26	A	A	R	B	B	B	B	B	R	J R	R	R	B	J R	B	B	B	R	R	49	47	44	33	
9	A	A	A	B	R	41	46	47	48	44	48	R	J R	R	R	R	R	R	R	R	50	51	49	F	
10	F 18	F 20	F 23	F 28	F 37	R J 47	R J 51	R J 54	R J 57	R J 54	R J 54	R J 58	R	62	59	52	J R	R	R	R	55	52	46	44	
11	31	A	A	A	36	41	A	R	C	C	C	C	C	C	C	C	C	C	C	C	53	49	43	R	
12	A	A	R 40	38	A	A	F 40	A	43	47	49	50	B	B	52	R	R	R	R	48	45	46	43	F	
13	F 22	F 25	F 28	F 30	F 33	F 41	46	50	58	64	64	62	62	58	R	56	J R	R	R	54	51	50	48	F	
14	F 30	F 30	F 23	F 30	F 37	F 47	49	55	60	63	68	68	J R	R	R	61	R	R	R	60	50	47	40	F	
15	A	A	36	38	F 25	R	42	46	52	54	55	57	B	54	51	R	B	R	B	R	44	36	31	20	
16	A	B	A	A	R 34	43	46	R J	54	R	R	R	R	58	58	60	55	B	B	48	46	46	44	40	
17	36	20	F 19	F 24	Z 38	J R 37	37	B	B	60	B	B	B	B	B	62	B	B	R J	55	44	R	R	R	
18	F 16	F 20	F 21	F 30	R D 44	R 34	R	F 58	B	B	B	R	B	B	R	B	B	J R	R	51	44	R	A	R	
19	A	R	B	B	R	B	R	R	B	B	B	B	B	B	B	38	B	B	B	B	43	B	B	R	
20	R	A	A	A	A	A	A	A	B	B	B	B	B	B	B	B	B	B	B	B	B	B	B	R	
21	A	B	B	B	B	B	R	R	B	B	R	B	R	B	B	B	B	B	B	B	B	B	B	B	A
22	A	R 33	B	B	B	A	41	46	R	R	R	R	B	B	B	R	J R	R	R	R	52	46	43	43	V
23	F 27	F 21	F 24	F 30	A	F 30	R	40	43	R	R	R	B	B	J R	R	B	J R	R	B	A	A	R	A	
24	A	F 18	F 21	F 20	F 28	R 38	R 39	R 42	R	B	B	B	B	B	B	B	B	R	B	B	40	B	36	28	
25	30	F 27	F 38	40	R 41	R 42	R J 48	R J 53	J R 60	R 60	61	68	68	67	60	R	U R	R	R	54	52	49	48	F	
26	A	A	F 21	F 21	F 25	F 37	43	47	J R 51	R	R	R	R	58	61	B	58	51	50	50	A	44	32	A	
27	A	A	A	A	27	34	39	42	46	R	R	50	50	52	53	54	53	54	48	44	43	41	35	F	
28	F 21	F 21	F 15	18	21	A	40	44	R	R	58	R	A	R J	R J	R	54	51	C	46	40	39	37	F	
29																									
30																									
31																									
	00	01	02	03	04	05	06	07	08	09	10	11	12	13	14	15	16	17	18	19	20	21	22	23	
CNT	11	11	16	16	16	17	18	15	15	13	13	13	11	10	13	11	14	18	20	21	22	22	19	17	
MED	F 27	F 21	F 26	F 30	36	41	42	46	48	50	54	57	58	58	54	53	51	49	46	43	41	38	34	28	
U Q	30	30	F 33	F 36	F 38	44	46	53	57	60	60	61	62	61	58	56	52	50	49	46	44	41	40	F 36	
L Q	F 21	F 20	F 21	F 24	F 28	36	40	42	44	46	50	50	54	54	52	46	49	46	44	42	40	36	29	F 24	

IONOSPHERIC DATA STATION SHOWA-ST.

FEB. 2011 ftEs (0.1MHz) 45° E MEAN TIME (G.M.T. + 3 H)

LAT. 69°00.4'S LON. 039°35.4'E SWEEP 1.0MHz TO 15.0MHz IN 15.0SEC IN MANUAL SCALING

H D	00	01	02	03	04	05	06	07	08	09	10	11	12	13	14	15	16	17	18	19	20	21	22	23						
1	58	43	47	32	36	40	41	43	58	40	G	B	35	B	33	G	38	40	26	42	44	42	42	40						
2	56	41	120	43	67	22	B	33	28	G	B	36	33	32	32	30	31	BE	BE	B	23	22	17	31						
3	33	37	32	32	26	29	32	32	35	36	32	32	34	30	32	18	17	33	28	41	24	21	24	21						
4	22	25	E	BE	B	25	25	25	B	B	G	G	20	18	19	34	31	16	G	G	16	24	24	51	64	47				
5	44	40	64	39	21	B	40	33	100	40	39	B	B	B	B	BE	B	32	19	28	30	27	65	38	39					
6	B	B	32	B	B	B	34	B	B	B	B	B	B	B	B	B	B	B	B	25	25	24	20	38	38					
7	34	32	B	41	42	36	33	30	28	27	35	31	37	32	32	32	32	E	B	24	25	25	18	16	21					
8	25	43	35	31	B	B	B	B	B	32	32	E	B	37	B	25	B	B	BE	B	GE	B	18	E	B					
9	37	44	35	B	G	38	30	15	15	36	22	32	32	32	30	44	42	33	G	24	25	25	13	13						
10	E	B	E	B	29	16	16	25	30	19	18	GE	BE	BE	B	32	35	28	44	43	27	25	E	BE	B					
11	35	69	50	43	36	29	44	38	C	C	C	C	C	C	C	C	C	C	C	31	24	32	24	32	33					
12	43	43	39	42	47	44	42	50	34	28	33	22	G	B	B	G	G	30	17	26	24	24	33	E	B					
13	E	B	E	BE	B	G	G	24	32	56	32	56	32	40	34	34	34	G	21	23	25	22	30	46						
14	25	24	28	E	BE	B	G	27	32	29	39	40	45	45	50	34	31	46	87	66	32	28	30	38	42					
15	118	52	40	54	38	34	38	38	32	30	31	32	B	31	GE	B	30	B	32	B	26	21	E	B	BE	B				
16	32	B	42	38	KE	B	G	G	41	33	32	24	25	23	25	B	B	G	21	26	21	14	15	24	30					
17	28	E	BE	BE	BE	BE	B	B	BE	B	B	B	B	BE	B	50	B	BE	BE	BE	BE	GE	BE	BE	BE	B				
18	E	BE	B	E	BE	B	Y	G	B	B	BE	B	B	B	B	B	G	30	G	37	41	19	18	26						
19	58	20	B	B	35	36	36	B	B	B	B	B	B	B	B	BE	B	30	B	B	BE	B	BE	B	37					
20	G	20	42	46	40	39	41	41	36	B	B	B	B	B	B	B	B	B	B	B	B	B	B	33	30					
21	29	B	B	B	B	B	37	36	B	B	G	BE	B	B	B	B	B	B	B	B	B	B	B	B	68					
22	58	34	B	B	B	48	36	G	18	29	26	31	B	B	BE	BE	BE	BE	BE	BE	BE	BE	BE	BE	B					
23	E	B	22	25	28	36	34	36	19	G	G	G	G	B	B	28	30	B	34	B	B	44	20	13	36					
24	33	26	E	BE	BE	BE	B	G	17	27	32	B	B	B	B	B	BE	B	29	B	B	36	26	24	27					
25	E	B	E	BE	BE	BE	BE	B	G	20	14	25	G	23	25	27	26	38	49	30	32	GE	BE	BE	BE	B				
26	37	38	K	26	20	E	B	22	46	28	E	B	G	31	18	G	B	32	32	44	82	59	26	21	30	35				
27	30	63	46	42	34	30	18	G	15	27	28	28	29	34	33	21	27	G	G	G	21	20	17	32	E	BE	B			
28	E	BE	BE	BE	BE	B	G	G	41	46	15	24	24	E	B	G	G	50	26	33	20	25	C	32	18	17	17	E	B	34
29																														
30																														
31																														
	00	01	02	03	04	05	06	07	08	09	10	11	12	13	14	15	16	17	18	19	20	21	22	23						
CNT	27	25	24	23	24	23	25	24	19	21	20	19	16	14	19	18	18	19	22	25	25	24	26	27						
MED	32	34	32	31	26	29	33	30	28	28	GE	G	31	33	32	32	30	30	31	26	24	24	20	23	31					
U Q	43	43	44	41	37	38	39	36	34	36	32	32	37	32	34	32	34	34	28	31	28	28	32	39						
L Q	E	B	E	BE	BE	BE	B	G	G	G	G	G	G	G	G	G	G	G	G	G	G	E	BE	BE	BE	B				
	20	22	15	15	16	20	22	28				25	28	26	28		27				22	20	18	14	21					

IONOSPHERIC DATA STATION SHOWA-ST.

FEB. 2011 fmin (0.1MHz) 45° E MEAN TIME (G.M.T. + 3 H)

LAT. 69°00.4'S LON. 039°35.4'E SWEEP 1.0MHz TO 15.0MHz IN 15.0SEC IN MANUAL SCALING

H D	00	01	02	03	04	05	06	07	08	09	10	11	12	13	14	15	16	17	18	19	20	21	22	23	
1	14	13	13	12	13	12	14	15	15	13	20	B	22	B	24	20	22	26	13	13	13	14	17	14	
2	23	18	14	18	14	14	B	15	14	22	B	33	22	16	15	14	20	B	28	24	18	12	12	11	
3	12	12	13	14	14	15	15	15	15	12	14	18	16	16	16	15	16	16	23	23	14	13	13	12	
4	12	13	14	14	12	14	13	B	B	22	22	18	15	16	14	14	13	16	15	14	13	16	16	13	
5	23	14	12	11	12	B	14	13	14	16	18	B	B	B	B	B	32	17	20	13	15	16	12	19	
6	B	B	14	B	B	B	24	B	B	B	B	B	B	B	B	B	B	B	22	15	20	12	14	14	
7	22	13	B	25	18	17	14	13	14	13	14	28	22	25	22	19	21	30	15	12	14	14	12	11	
8	14	20	15	22	B	B	B	B	B	19	20	39	28	B	22	B	B	B	26	14	20	16	13	14	
9	12	14	26	B	23	18	16	14	13	15	14	20	23	28	23	16	14	19	20	13	12	12	13	13	
10	12	15	15	13	12	12	12	14	14	14	25	30	35	19	20	15	14	16	23	16	19	19	15	13	
11	12	14	17	14	14	13	23	15	C	C	C	C	C	C	C	C	C	C	14	12	12	12	13	12	
12	31	13	19	13	20	20	19	16	14	16	17	14	B	B	20	16	18	14	20	16	14	13	14	12	
13	13	12	14	16	12	12	12	12	12	13	17	32	56	32	40	20	20	24	21	23	18	20	13	12	
14	12	13	13	14	14	12	12	12	15	16	20	14	14	17	15	14	17	15	13	13	12	12	20	12	
15	14	12	12	12	12	20	15	13	15	13	14	19	B	20	24	30	B	19	B	19	14	17	B	20	
16	12	B	14	17	18	20	17	18	19	19	22	19	17	19	19	B	B	14	18	14	12	15	12	11	
17	13	14	13	15	16	18	24	B	B	54	B	B	B	B	50	B	B	31	25	19	28	14	20	B	
18	12	14	12	12	13	28	12	15	B	B	B	38	B	B	20	B	14	18	14	14	14	12	12	12	
19	13	12	B	B	30	B	23	12	B	B	B	B	B	B	B	30	B	B	B	30	B	B	26	12	
20	12	12	23	24	21	16	30	29	B	B	B	B	B	B	B	B	B	B	B	B	B	B	20	12	
21	13	B	B	B	B	B	26	23	B	B	22	B	31	B	B	B	B	B	B	B	B	B	B	23	
22	13	13	B	B	B	20	18	12	15	29	17	16	B	B	B	30	30	30	24	20	13	12	12	14	
23	14	12	12	12	14	14	15	13	14	15	12	15	B	B	20	21	B	15	B	24	20	13	11		
24	12	13	13	14	16	12	13	16	16	B	B	B	B	B	B	B	29	B	B	28	25	B	15	22	
25	14	12	16	13	15	14	13	12	13	22	20	23	16	20	16	15	21	16	18	22	18	16	12	12	
26	17	11	13	12	12	12	14	12	28	16	22	31	16	18	B	20	16	14	13	13	13	11	12	12	
27	12	14	14	12	14	12	14	13	12	12	13	14	16	15	14	14	12	14	13	12	11	14	13	14	
28	13	14	14	13	14	13	12	12	20	28	19	21	17	18	19	17	19	C	14	15	12	12	12	12	
29																									
30																									
31																									
	00	01	02	03	04	05	06	07	08	09	10	11	12	13	14	15	16	17	18	19	20	21	22	23	
CNT	28	28	28	28	28	28	28	28	27	27	27	27	27	27	27	27	27	26	28	28	28	28	28	28	
MED	13	13	14	14	14	16	15	14	15	19	20	30	31	32	22	20	21	19	20	16	14	14	13	12	
U Q	14	14	18	23	20	20	23	17	B	B	B	B	B	B	B	B	B	B	B	27	23	20	18	14	
L Q	12	12	13	12	13	12	13	12	14	14	17	18	17	18	19	15	16	16	14	13	13	12	12	12	

FEB. 2011 fmin (0.1MHz)

NATIONAL INSTITUTE OF INFORMATION AND COMMUNICATIONS TECHNOLOGY, JAPAN

IONOSPHERIC DATA STATION SHOWA-ST.

FEB. 2011 h'F (KM)

45°E MEAN TIME (G.M.T. + 3 H)

LAT. 69°00.4'S LON. 039°35.4'E SWEEP 1.0MHz TO 15.0MHz IN 15.0SEC IN MANUAL SCALING

D \ H	00	01	02	03	04	05	06	07	08	09	10	11	12	13	14	15	16	17	18	19	20	21	22	23				
1	A	A	E A	E A	E A	196	204	210	204	E A	A	B		B		202	234	200	210	A	A	A	A	A				
2	A	A	A	A	A	230		E A	E A		B	A	198	198	194	194	212	B	E B		222	240	226	A				
3	216	224	218	E A	254	264	E A	208	198	198	206	196	196	182	202	190	198	200	200	208	214	216	220	222				
4	230	260	250	Q	262	220	210	B	B	A	A	224	194	194	184	210	204	214	214	220	226	A	A	A				
5	A	A	A	210	A	B	A	A		192	A	A	B	B	B	B		224	216	200	212	232	252	A				
6	B	B	A	B	B	B	A	B	B	B	B	B	B	B	B	B	B	B		212	232	216	200	A				
7	A	A	B	A	A	A	A		194	194	186	194	182		190	200	210	204	210	204	222	222	224	232	200			
8	200	A	A	A	B	B	B	B		216	198		E A	B	Y	B	B	B		212	222	222	214	224	230			
9	A	A	A	B	A	E A	E A		286	192	188	192	184	216	210	212	196		200	204	204	198	198	212	194	242		
10	E B	A	270	Q E A	252	218	196	200	204	198	182	174	202	202	202	202	210	210	212	222	210	222	236	228				
11	226	A	A	A	A	262	A	A	C	C	C	C	C	C	C	C	C	C		192	212	192	228	A	A			
12	A	A	A	208	A	A	A	A		230	190	200	198		B	B	214	200	200	206	230	216	216	240	E B	E A		
13	E B	Q	252	282	258	212	196	200	206	202	194	198	338	198	274	210	206	212	208	188	218	218	222	254	Q			
14	254	220	A	Q	284	220	226	214	198	198	212	206	218		192	210		204	208	204	E A	Q	E A	A	E A			
15	A	A	236	A	A	A	A	A	A	H	196	208		B	E Y	236	204	B	B	214	236	B	B	B	B			
16	A	B	A	A	E B	268	A	A	A	A	A	Y	202	198	198		B	B		210	206	206	226	224	228	242		
17	254	316	294	276	264		198	B	B	B	B	B	B	B	B	B	B	B		214	196	216	216	204	214	B		
18	E B	E B	E B	E B	B	Y E A	B	B	B	B	B	B	B	B	B		204		204	204	A	A	A	270	250	A		
19	A	A	B	E B	E B	B	A	A	B	B	B	B	B	B	B	B	218	B	B	B	E B	B	E B	B	A			
20	A	A	A	A	A	A	A	A	B	B	B	B	B	B	B	B	B	B	B	B	B	B	B	B	A	202		
21	A	B	B	B	B	B	A	A	B	B		214	206	B	B	B	B	B	B	B	B	B	B	B	B	A		
22	A	A	B	B	B	A	A		216	210	202	202	190	B	B	B	210	218	212	216	218	228	212	226	234	B		
23	E B	E A	A	A	A	A	A		210	218	208	204	204	B	B	204	206	B	B		208		236	224	202	A		
24	A	A	E B	290	282	274	252	230	230	218	B	B	B	B	B	B	B	216	B	B	A		238	260	246	A		
25	238	242	248	Q	Q	Q	252	236	210	202	206	198	198	198	218	222	A	A	222	222	224	220	214	226	236	E A	292	
26	A	A	A	A	A	B	E A	250	212	220	206	196	202	202	196		206	210	212	212	A		224	226	A	A		
27	A	A	A	A	226	204	196	212	200	198	208	202	192	206	202	202	202	202	200	206	206	214	216	Q	Q	E B	314	
28	E B	E B	E B	E B	E B	A		212	198	200	192	200	212	A	212	198	208	208	C	208	198	214	220	Q	Q	E A	296	
29																												
30																												
31																												
	00	01	02	03	04	05	06	07	08	09	10	11	12	13	14	15	16	17	18	19	20	21	22	23				
CNT	12	9	10	13	15	13	13	17	18	17	16	15	13	13	17	16	17	19	21	21	22	21	18	17				
MED	U	U	U	U	231	244	244	263	257	228	205	205	204	200	199	202	200	198	200	206	208	210	208	214	218	224	226	229
U Q	E B	E B	E B	E B	284	302	290	283	274	257	243	214	218	210	205	212	208	209	209	210	217	212	213	222	226	238	250	261
L Q	228	233	248	239	232	215	197	198	198	193	195	196	197	192	197	202	203	204	204	206	214	215	222	220				

FEB. 2011 h'F (KM)

NATIONAL INSTITUTE OF INFORMATION AND COMMUNICATIONS TECHNOLOGY, JAPAN

IONOSPHERIC DATA STATION SHOWA-ST.

MAR. 2011 f_{XI} (0.1MHz) 45°E MEAN TIME (G.M.T. + 3 H)

LAT. 69°00.4'S LON. 039°35.4'E SWEEP 1.0MHz TO 15.0MHz IN 15.0SEC IN MANUAL SCALING

H D	00	01	02	03	04	05	06	07	08	09	10	11	12	13	14	15	16	17	18	19	20	21	22	23		
1	81	52	A	A	B	B	O X 48	X 58	R	R	O X 51	O X 54	O X 58	X 70	X 71	X 80	X 80	X 67	O X 58	O X 48	58	34	O X 36	A		
2	A	A	A	80	B	B	R	52	B	R	B	B	B	B	B	B	O X 48	B	B	R	B	A	A	A		
3	B	A	B	B	B	B	B	B	B	B	B	B	B	B	B	B	O X 54	B	R	B	O X 34	A	A	A		
4	A	A	B	R	38	B	O X 40	B	B	B	B	B	B	B	X 56	B	B	B	O X 47	X 39	A	R	A	A		
5	R	B	R	R	B	B	B	B	B	B	B	X 60	X 60	B	X 59	R	R	B	B	B	X 40	X 33	X 33	R		
6	A	A	R	B	37	43	47	56	62	68	O X 71	X 71	X 72	X 74	X 73	X 70	68	67	57	56	O X 52	44	42	41		
7	39	A	B	R	O X 37	R	R	57	B	R	O X 54	O X 56	X 60	X 60	X 66	X 68	X 72	X 66	X 63	X 54	X 41	R	A	A		
8	A	A	48	A	A	R	B	B	B	B	B	B	B	B	B	B	B	C	C	C	C	C	C	C		
9	C	C	C	C	C	C	C	C	C	C	C	C	C	C	C	C	C	O X 56	B	X 43	B	O X 36	B	B		
10	B	B	A	R	B	B	B	B	B	B	B	B	B	B	B	B	B	B	B	B	B	B	A	A		
11	B	R	A	32	R	R	B	B	B	B	B	B	B	B	B	B	B	B	B	B	B	A	A	A		
12	94	A	O X 38	B	B	O X 36	R	R	R	R	B	B	B	B	B	O X 49	B	B	B	B	B	O X 40	O X 29	A	X 39	
13	A	X 38	B	A	R	O X 43	O X 44	X 55	X 56	R	O X 67	O X 69	O X 66	X 64	X 63	X 61	X 61	X 56	X 66	X 49	X 38	X 54	A	A		
14	X 30	A	A	40	37	43	X 50	X 56	63	64	X 64	X 64	X 68	X 70	X 69	X 66	X 58	X 56	X 50	X 42	X 38	36	36	36		
15	X 34	36	36	37	40	40	46	X 46	X 58	X 58	X 66	X 73	X 72	X 76	X 77	X 70	X 69	X 62	X 56	X 42	X 40	37	34	34		
16	33	32	33	36	44	44	49	X 51	X 64	X 70	X 74	X 77	X 77	X 76	X 74	X 72	X 73	X 66	X 64	X 47	X 41	X 39	X 32	X 26		
17	X 24	29	32	34	36	39	O X 46	X 56	B	X 66	X 69	X 78	X 76	X 78	X 82	X 86	X 70	X 62	X 61	X 48	X 47	X 43	X 29	A		
18	A	32	35	35	32	41	33	50	52	64	63	68	69	74	74	70	70	62	56	55	48	40	32	30		
19	X 25	O X 28	O X 24	O X 31	O X 35	A	49	54	59	63	67	78	81	88	84	86	82	73	68	55	48	36	31	28		
20	29	26	30	A	A	A	A	R	R	X 55	X 62	X 66	X 72	X 81	X 81	X 80	X 75	X 70	X 70	X 50	X 30	A	A	A		
21	A	A	A	B	A	A	A	O X 43	R	R	B	B	B	B	B	O X 67	O X 68	O X 68	O X 63	O X 58	O X 55	O X 43	O X 36	O X 30	B	R
22	O X 36	B	A	R	A	R	B	B	B	B	B	B	B	B	B	X 59	X 58	X 58	X 54	X 49	X 48	X 44	X 38	X 33	X 29	X 30
23	X 25	O X 24	A	A	A	50	B	R	O X 51	O X 53	B	B	B	B	B	O X 74	O X 70	O X 62	O X 59	O X 53	O X 30	R	R	A	R	
24	B	A	A	A	X 30	34	42	O X 45	X 48	X 52	X 59	X 68	B	X 70	X 71	X 72	X 68	X 58	X 57	X 46	X 42	X 35	X 32	X 26		
25	O X 22	23	R	X 28	32	40	34	40	X 52	X 56	X 64	X 70	X 72	X 76	X 82	X 75	X 71	X 67	X 64	X 47	X 41	X 30	X 29	X 32		
26	32	28	A	X 35	41	42	41	43	X 52	X 60	X 66	X 67	X 77	X 81	X 84	X 71	X 68	X 68	X 54	X 42	X 38	X 35	X 32	X 33		
27	32	28	X 27	X 30	R	29	32	45	X 58	X 69	X 76	X 80	X 79	X 87	X 83	X 81	X 82	X 68	X 58	X 44	X 42	X 36	X 34	X 30		
28	O X 30	A	O X 35	A	41	57	42	44	62	66	75	82	98	96	93	96	83	70	58	54	44	34	22	A		
29	A	A	O X 32	A	41	40	42	51	64	72	85	92	95	94	106	103	89	80	60	48	43	33	32	32		
30	28	54	A	36	A	A	A	53	66	74	84	93	102	98	95	88	81	76	68	52	42	46	42	37		
31	32	26	24	O X 29	O X 30	O X 32	31	42	51	65	80	90	93	93	93	89	91	91	82	73	57	45	33	O X 26		
	00	01	02	03	04	05	06	07	08	09	10	11	12	13	14	15	16	17	18	19	20	21	22	23		
CNT	17	14	12	13	15	16	16	20	16	17	19	18	19	21	24	23	24	23	23	24	24	22	18	15		
MED	32	28	32	35	37	40	42	50	57	64	67	70	73	76	74	72	70	67	58	48	42	36	32	32		
U Q	35	36	36	36	41	43	46	54	62	68	75	80	81	88	84	86	80	70	64	54	46	40	36	36		
L Q	X 26	X 26	X 28	X 30	X 32	X 38	X 37	X 44	X 52	X 57	X 63	X 67	X 66	X 69	X 69	X 69	X 64	X 58	X 56	X 44	X 39	X 33	X 31	X 28		

IONOSPHERIC DATA STATION SHOWA-ST.

MAR. 2011 foF2 (0.1MHz) 45°E MEAN TIME (G.M.T. + 3 H)

LAT. 69°00.4'S LON. 039°35.4'E SWEEP 1.0MHz TO 15.0MHz IN 15.0SEC IN MANUAL SCALING

H D	00	01	02	03	04	05	06	07	08	09	10	11	12	13	14	15	16	17	18	19	20	21	22	23										
1	A	A	A	A	B	B	R	42	52	R	R	R	45	48	52	64	65	J	R	74	74	61	52	42	R	F	30	A						
2	A	A	A	A	B	B	R	R	B	A	B	B	B	B	B	B	B	42	B	B	R	B	A	A	A	A	A	A						
3	B	A	B	B	B	B	B	B	B	B	B	B	B	B	B	B	B	R	B	R	B	R	A	A	A	A	A	A						
4	A	A	B	A	F	B	B	B	B	B	B	B	B	B	J	R	50	B	B	B	R	41	33	A	A	A	A	A						
5	A	B	A	R	B	B	B	B	B	B	B	J	R	J	R	54	54	B	J	R	53	R	R	B	B	B	B	A						
6	A	A	A	B	F	F	F	J	R	41	50	56	62	65	65	66	68	67	64	62	61	51	50	46	34	F	F	28						
7	F	A	B	A	R	A	A	A	B	R	R	R	J	R	J	R	54	54	60	62	66	60	57	48	35	A	A	A						
8	A	A	A	A	A	A	B	B	B	B	B	B	B	B	B	B	B	B	C	C	C	C	C	C	C	C	C	C						
9	C	C	C	C	C	C	C	C	C	C	C	C	C	C	C	C	C	C	50	B	J	R	37	B	R	B	B	B						
10	B	B	A	A	B	B	B	B	B	B	B	B	B	B	B	B	B	B	B	B	B	B	B	B	B	B	B	A	A					
11	B	R	A	F	A	R	B	B	B	B	B	B	B	B	B	B	B	B	B	B	B	B	B	B	A	A	A	A	A					
12	F	A	R	B	B	F	R	R	R	R	B	B	B	B	B	B	43	B	B	B	B	B	R	34	23	A	A	33						
13	A	32	B	A	A	R	R	R	R	R	61	63	60	58	57	55	55	50	56	43	32	A	A	A	A	A	A	A	A					
14	J	R	A	A	F	F	37	38	49	50	J	R	58	58	62	64	63	60	J	R	53	50	44	36	32	F	F	F						
15	28	26	26	26	27	30	40	40	J	R	J	R	52	60	B	67	66	J	R	J	R	71	64	63	56	50	36	30	F	F	F	F		
16	F	F	F	F	F	F	F	F	R	R	J	R	71	71	70	68	66	67	60	58	41	35	30	26	20	A	A	A	A	A				
17	18	18	F	F	F	F	33	40	50	B	60	J	R	J	R	72	70	72	76	80	64	56	55	42	41	32	F	F	F	F	F			
18	A	F	F	F	F	F	F	F	F	F	46	58	57	62	63	68	68	64	64	56	50	49	42	28	20	16	F	F	F	F	F			
19	19	18	F	R	F	A	F	F	F	F	38	44	53	57	61	72	J	R	82	78	80	J	R	R	R	U	R	42	24	F	F	F	F	
20	F	F	F	A	A	A	A	R	R	R	49	56	60	66	75	75	74	69	61	56	44	20	F	A	A	A	A	A	A	A	A	A		
21	A	A	A	B	A	A	A	R	R	R	B	B	B	B	B	B	R	R	R	J	R	R	R	57	52	49	37	30	21	F	B	R	R	
22	R	B	A	A	A	R	B	B	B	B	B	B	B	B	J	R	J	R	J	R	R	R	48	43	42	38	32	27	23	20	F	F	F	F
23	19	18	A	A	A	F	B	A	U	R	45	47	B	B	B	B	R	68	64	56	53	47	24	A	A	A	A	A	A	A	A	A	A	
24	B	A	A	A	24	24	31	38	42	46	53	62	B	64	65	66	62	52	51	40	36	29	26	17	F	F	F	F	F	F	F	F	F	
25	F	F	R	22	22	30	24	34	46	50	58	64	66	70	76	69	65	61	58	41	35	20	20	22	F	F	F	F	F	F	F	F	F	
26	F	F	A	F	F	F	F	F	F	F	60	61	71	75	78	65	62	J	R	62	48	36	32	23	22	21	F	F	F	F	F	F	F	
27	F	F	21	24	R	F	F	F	F	F	70	74	73	81	77	J	R	J	R	J	R	76	62	52	38	36	30	24	20	F	F	F	F	F
28	24	A	29	A	F	F	F	F	F	F	56	60	69	76	92	90	87	90	77	64	52	48	38	23	16	F	F	F	F	F	F	F	F	
29	A	A	R	A	F	F	F	F	F	F	J	R	J	R	J	R	J	R	J	R	J	R	74	54	42	37	24	23	21	F	F	F	F	F
30	F	A	A	F	A	A	A	A	F	F	43	56	68	78	87	96	92	89	82	75	70	58	41	32	36	F	F	F	F	F	F	F	F	
31	F	F	F	22	R	F	F	F	F	F	J	R	J	R	J	R	J	R	J	R	J	R	F	F	F	F	F	F	F	F	F	F	F	F
	00	01	02	03	04	05	06	07	08	09	10	11	12	13	14	15	16	17	18	19	20	21	22	23										
CNT	15	12	11	12	15	16	16	18	16	17	19	18	19	21	24	23	24	23	23	24	24	21	18	15										
MED	21	18	24	24	27	30	35	42	51	58	61	64	67	70	68	66	64	61	52	42	36	28	24	21										
U Q	24	22	26	26	30	33	40	45	56	62	69	74	75	82	78	80	J	R	74	63	57	48	40	31	27	26	F	F	F	F	F	F	F	F
L Q	19	F	21	22	F	F	F	F	F	R	57	61	60	63	63	63	63	58	53	50	38	32	23	21	20	F	F	F	F	F	F	F	F	F

IONOSPHERIC DATA STATION SHOWA-ST.

MAR. 2011 ftEs (0.1MHz) 45° E MEAN TIME (G.M.T. + 3 H)

LAT. 69°00.4'S LON. 039°35.4'E SWEEP 1.0MHz TO 15.0MHz IN 15.0SEC IN MANUAL SCALING

H D	00	01	02	03	04	05	06	07	08	09	10	11	12	13	14	15	16	17	18	19	20	21	22	23								
1	38	42	84	81	B	B	39	39	G	38	22	32	20	G	G	G	G	40	42	42	64	32	72	62								
2	38	42	87	62	B	B	33	37	B	42	B	B	B	B	B	B	G	B	B	40	B	44	40	89								
3	B	53	B	B	B	B	B	B	B	B	B	B	B	B	B	B	E	B	B	B	B	22	38	37	41							
4	67	35	B	32	31	B	47	B	B	B	B	B	B	B	E	B	B	B	B	B	K	40	32	70	46							
5	30	B	30	28	B	B	B	B	B	B	B	E	B	G	B	E	B	B	B	B	E	B	B	B	32							
6	36	37	34	B	24	28	32	28	20	26	G	30	30	29	26	22	G	G	19	22	18	28	E	B	B	B	B	B	B			
7	E	B	B	32	56	42	33	38	B	34	25	27	28	E	B	G	G	E	B	G	E	B	E	B	52							
8	43	40	41	66	47	33	B	B	B	B	B	B	B	B	B	B	B	C	C	C	C	C	C	C	C							
9	C	C	C	C	C	C	C	C	C	C	C	C	C	C	C	C	C	E	B	B	E	B	B	B	B							
10	B	B	K	32	B	B	B	B	B	B	B	B	B	B	B	B	B	B	B	B	B	B	B	B	66	57						
11	B	39	39	29	32	27	B	B	B	B	B	B	B	B	B	B	B	B	B	B	B	70	69	64	47							
12	51	54	57	B	B	24	30	31	33	33	B	B	B	B	B	E	B	B	B	B	B	B	B	B	70							
13	80	70	B	32	34	32	E	B	E	B	E	B	E	B	E	B	E	B	E	B	E	B	E	B	32							
14	30	46	41	41	71	32	40	31	20	G	G	G	B	25	30	28	G	G	G	G	E	B	E	B	E	B	E	B	E	B		
15	E	B	13	21	16	16	17	E	B	E	B	E	B	E	B	E	B	E	B	E	B	E	B	E	B	E	B	E	B	E	B	
16	E	B	E	B	E	B	E	B	E	B	E	B	E	B	E	B	E	B	E	B	E	B	E	B	E	B	E	B	E	B	E	B
17	24	29	E	B	E	B	E	B	E	B	E	B	E	B	E	B	E	B	E	B	E	B	E	B	E	B	E	B	E	B	E	B
18	35	25	28	19	E	B	E	B	E	B	E	B	E	B	E	B	E	B	E	B	E	B	E	B	E	B	E	B	E	B	E	B
19	22	24	E	B	E	B	32	41	27	24	26	28	28	30	29	30	26	G	E	B	G	E	B	E	B	E	B	E	B	E	B	
20	20	20	33	33	50	57	48	32	42	33	32	G	28	22	20	19	G	G	E	B	E	B	E	B	E	B	E	B	E	B	E	B
21	42	43	37	B	38	43	41	G	G	G	B	B	B	B	B	B	E	B	E	B	E	B	E	B	E	B	E	B	E	B	E	B
22	33	B	59	37	34	32	B	B	B	B	B	B	B	B	B	B	E	B	E	B	E	B	E	B	E	B	E	B	E	B	E	B
23	E	B	E	B	12	13	45	49	45	36	B	44	33	G	B	B	B	E	B	E	B	E	B	E	B	E	B	E	B	E	B	
24	B	58	42	34	24	24	E	B	E	B	E	B	E	B	E	B	E	B	E	B	E	B	E	B	E	B	E	B	E	B	E	B
25	E	B	13	17	19	26	E	S	E	B	E	B	E	B	E	B	E	B	E	B	E	B	E	B	E	B	E	B	E	B	E	B
26	E	B	13	33	41	38	E	B	E	B	E	B	E	B	E	B	E	B	E	B	E	B	E	B	E	B	E	B	E	B	E	B
27	E	B	E	B	E	B	E	B	E	B	E	B	E	B	E	B	E	B	E	B	E	B	E	B	E	B	E	B	E	B	E	B
28	E	B	20	31	40	47	46	25	E	B	E	B	E	B	E	B	E	B	E	B	E	B	E	B	E	B	E	B	E	B	E	B
29	31	30	35	40	32	25	E	B	E	B	E	B	E	B	E	B	E	B	E	B	E	B	E	B	E	B	E	B	E	B	E	B
30	31	38	44	36	70	58	49	36	31	28	30	32	32	34	34	G	36	32	25	22	E	B	E	B	E	B	E	B	E	B		
31	E	B	E	B	E	B	E	B	E	B	E	B	E	B	E	B	E	B	E	B	E	B	E	B	E	B	E	B	E	B	E	B
	00	01	02	03	04	05	06	07	08	09	10	11	12	13	14	15	16	17	18	19	20	21	22	23								
CNT	26	27	26	26	24	24	23	23	20	23	19	18	18	21	24	24	25	23	23	25	27	29	28	29								
MED	30	35	40	32	32	26	E	B	E	G	E	G	26	30	28	29	27	E	G	G	E	B	E	B	E	B	E	B	E	B	E	B
U Q	38	43	44	40	46	34	39	32	29	33	29	30	32	36	31	E	B	E	B	E	B	E	B	E	B	E	B	E	B	E	B	
L Q	E	B	E	B	E	B	E	B	E	B	E	B	E	B	E	B	E	B	E	B	E	B	E	B	E	B	E	B	E	B	E	B

MAR. 2011 ftEs (0.1MHz)

NATIONAL INSTITUTE OF INFORMATION AND COMMUNICATIONS TECHNOLOGY, JAPAN

IONOSPHERIC DATA STATION SHOWA-ST.

MAR. 2011 fmin (0.1MHz) 45° E MEAN TIME (G.M.T. + 3 H)

LAT. 69°00.4'S LON. 039°35.4'E SWEEP 1.0MHz TO 15.0MHz IN 15.0SEC IN MANUAL SCALING

H D	00	01	02	03	04	05	06	07	08	09	10	11	12	13	14	15	16	17	18	19	20	21	22	23	
1	12	12	19	13	B	B	19	15	16	23	17	17	16	19	16	22	22	14	13	13	14	15	15	19	
2	12	13	14	18	B	B	22	21	B	24	B	B	B	B	B	B	14	B	B	14	B	12	16	14	
3	B	12	B	B	B	B	B	B	B	B	B	B	B	B	B	B	25	B	23	B	18	12	13	12	
4	14	22	B	13	14	B	19	B	B	B	B	B	B	B	28	B	B	B	24	15	13	12	28	12	
5	22	B	20	25	B	B	B	B	B	B	B	30	20	B	20	17	31	B	B	B	15	13	12	13	
6	12	20	16	B	19	14	15	18	17	17	16	18	19	19	20	17	16	19	12	12	15	13	13	12	
7	14	24	B	13	15	25	20	22	B	18	18	23	20	38	19	15	26	15	31	14	16	12	12	14	
8	21	20	14	23	14	28	B	B	B	B	B	B	B	B	B	B	B	C	C	C	C	C	C	C	
9	C	C	C	C	C	C	C	C	C	C	C	C	C	C	C	C	C	29	B	30	B	19	B	B	
10	B	B	16	23	B	B	B	B	B	B	B	B	B	B	B	B	B	B	B	B	B	B	24	23	
11	B	34	16	13	27	22	B	B	B	B	B	B	B	B	B	B	B	B	B	B	19	16	14	14	
12	18	14	14	B	B	13	23	26	27	29	B	B	B	B	B	26	B	B	B	B	21	13	13	13	
13	20	12	B	22	23	22	26	23	27	24	26	30	30	30	24	21	28	20	20	17	12	11	18	19	
14	18	23	15	12	13	13	20	20	17	18	18	B	20	22	18	17	15	15	14	18	14	12	13	12	
15	12	12	12	13	15	13	20	20	23	39	29	B	30	52	36	29	26	18	14	12	12	12	13	12	
16	12	12	12	12	12	12	14	19	23	14	18	19	27	18	20	28	13	19	15	13	11	13	11	12	
17	12	12	12	12	13	12	14	22	B	41	30	30	17	14	15	16	15	15	16	13	12	11	12	13	
18	16	12	12	12	14	14	14	13	12	13	15	15	15	16	18	16	15	14	21	16	12	13	14	12	
19	12	13	13	12	14	13	12	13	12	18	14	16	18	12	19	21	30	16	24	18	12	12	13	12	
20	13	12	11	12	15	17	15	22	18	18	16	17	15	16	16	14	20	20	19	17	12	12	11	12	
21	17	19	21	B	24	14	16	16	14	18	B	B	B	23	35	31	23	28	24	16	12	12	B	13	
22	12	B	14	19	23	23	B	B	B	B	B	B	B	28	19	27	20	19	23	15	16	13	12	12	
23	12	14	14	15	14	14	B	20	18	18	B	B	B	B	45	32	17	13	13	14	14	12	12	11	
24	B	22	14	12	14	12	17	17	12	12	12	15	B	20	14	13	12	12	12	13	12	13	13	14	
25	13	12	12	13	15	14	14	14	12	12	15	15	36	40	29	15	16	23	21	20	14	13	12	12	
26	13	12	13	13	12	13	14	12	16	13	14	18	17	16	26	23	14	16	17	12	14	13	14	11	
27	12	12	14	14	12	13	13	14	13	16	19	18	18	22	28	28	18	14	14	13	12	13	13	13	
28	20	12	14	14	13	12	13	14	13	14	15	17	12	13	14	14	13	14	13	13	12	13	13	12	
29	12	12	12	28	12	12	16	18	13	12	15	15	18	16	14	15	13	15	13	13	13	12	12	12	
30	12	13	14	13	13	15	14	12	12	12	13	13	13	13	12	13	13	12	13	12	13	12	12	12	
31	12	13	13	14	14	14	13	12	11	13	13	12	14	14	13	13	12	12	13	12	14	14	13	14	
	00	01	02	03	04	05	06	07	08	09	10	11	12	13	14	15	16	17	18	19	20	21	22	23	
CNT	30	30	30	30	30	30	30	30	30	30	30	30	30	30	30	30	30	30	30	30	30	30	30	30	
MED	13	13	14	14	14	14	18	20	18	18	18	26	24	22	20	22	19	18	20	14	14	13	13	12	
U Q	20	22	16	23	B	B	B	B	B	B	B	B	B	B	B	B	B	B	B	B	B	16	13	14	14
L Q	12	12	13	13	13	13	14	14	13	14	15	17	17	16	16	15	14	14	13	13	12	12	12	12	

MAR. 2011 fmin (0.1MHz)

NATIONAL INSTITUTE OF INFORMATION AND COMMUNICATIONS TECHNOLOGY, JAPAN

IONOSPHERIC DATA STATION SHOWA-ST.

MAR. 2011 h'F (KM)

45° E MEAN TIME (G.M.T. + 3 H)

LAT. 69°00.4'S LON. 039°35.4'E SWEEP 1.0MHz TO 15.0MHz IN 15.0SEC IN MANUAL SCALING

D \ H	00	01	02	03	04	05	06	07	08	09	10	11	12	13	14	15	16	17	18	19	20	21	22	23		
1	A	A	A	A	B	B	A	A	A	A	198	226	210	212	228	228	228		A	A	A	E A	252	228	230	A
2	A	A	A	A	B	B	A	A	B	A	B	B	B	B	B	B		212	B	B	A	B	A	A	A	
3	B	A	B	B	B	B	B	B	B	B	B	B	B	B	B	B		212	B	228	B	A	A	A	A	
4	A	A	B	A	A	B	A	B	B	B	B	B	B	B	B	B		B	B	B	E B	268	198	A	A	
5	A	B	A	A	B	B	B	B	B	B	B			B					B	B	B				A	
6	A	A	A	B	A	A					198	196			216	216	226					228	244	282		
7	Q	A	B	A		A	A	A	B	A	224	212	234	264	222	222	218	230	230	218	244		190	Q	250	
8	A	A		A	A	A	B	B	B	B	B	B	B	B	B	B			C	C	C	C	C	C	C	
9	C	C	C	C	C	C	C	C	C	C	C	C	C	C	C	C			238	B	224	B	A	B	B	
10	B	B	A	A	B	B	B	B	B	B	B	B	B	B	B	B			B	B	B	B	B	A	A	
11	B	A	A	A	A	A	B	B	B	B	B	B	B	B	B	B			B	B	B	B	A	A	A	
12	A	A	A	B	B		A	A	A	A	B	B	B	B	B	B			232			B	E B	A	202	
13	A	A	B	A	A	A	E A	A		H	224	214	226	232	210	222	226	234	Q	Q	230	A	A	A	A	
14	196		A	A	A	O	A	A			B			E B					Q	Q	230			Q	Q	
15	Q	Q	Q	Q	Q	E B				B				B	B							200	208	220	254	
16	256	282	290	296	314	298	280	242	216		232		210		240	218	216	212	202	202	192	214	214	248	E A	
17	Q	264	254	280	272	272	254	252	224	216	216	210	196	200	200	212	222	206	206	194	198	212	212	262	A	
18	A	E A	A	A	B	E B	B	B	Q		298	212	212	200	212	212	212	214	204	210	210	210	226	268	E A	
19	A	A	B	B		A					200	200	200	212	212	212	220	216	200	212	212	212	266	268	A	
20	246	274	216		A	A	A	A	A	A	238	200	204	204	208	208	216	206	212	216	296				A	
21	A	A	A	B	A	A	A	A			B	B	B	E Y E B			E B					E B	B	A		
22	214		B	A	A	A	B	B	B	B				B								214	266			
23	E B	E B	A	A	A	E A	B	A	A		B	B	B	B	E B	E B						A	A	A	A	
24	B	A	A	A	A	A								B	218	204	218	210	210	204	200	218	206	220	E B	
25	B	A	A	A	S E S												Q									
26	266		A	196	214	186	316	286	204	216	216	210	204	204	212	202	212	202	202	202	194	226	202	248	234	
27	Q	E B	B	E B	B	E B	B	Q																		
28	B	A		A	A	A	A	Q																		
29	A	A	A	A	A	A																				
30	256		A	A	A	A																				
31	Q	282	330		B	B	E B	B	E A																	
	00	01	02	03	04	05	06	07	08	09	10	11	12	13	14	15	16	17	18	19	20	21	22	23		
CNT	12	8	9	8	7	11	15	15	16	17	19	18	19	20	24	24	25	22	23	23	23	21	19	14		
MED	254	274	252	260	206	281	276	226	216	216	216	210	208	212	212	218	216	211	204	210	216	214	228	244		
U Q	276	318	279	291	272	316	290	248	230	219	224	212	214	227	222	222	222	218	226	216	228	236	248	268		
L Q	229	270	207	234	190	264	258	210	203	211	206	200	200	206	207	212	212	202	198	198	202	210	214	234		

MAR. 2011 h'F (KM)

NATIONAL INSTITUTE OF INFORMATION AND COMMUNICATIONS TECHNOLOGY, JAPAN

IONOSPHERIC DATA STATION SHOWA-ST.

APR. 2011 f_{XI} (0.1MHz) 45°E MEAN TIME (G.M.T. + 3 H)

LAT. 69°00.4'S LON. 039°35.4'E SWEEP 1.0MHz TO 15.0MHz IN 15.0SEC IN MANUAL SCALING

H D	00	01	02	03	04	05	06	07	08	09	10	11	12	13	14	15	16	17	18	19	20	21	22	23	
1	A	52	A	A	A		A	O X	X	X	X	X	X	X	X	X	O X	X	X	X	X		A	A	A
2	A	B	A	A	B	B	B	B	O X	R	B	B	B	B	B	B	B	B	O X	X	X	X	O X	A	A
3	A	A	C	C	C	C	C	C	C	C	C	C	C	C	C	C	C	C	C	C	C	C	C	C	C
4	C	C	C	C	C	C	C	C	C	C	C	C	C	C	C	C	O X	B	B	O X	B	B	B	B	B
5	X	X	R	A	A	B	B	R	O X	X	B	X	O X	X	B	B	O X	O X	O X	O X	X	X	B	Y	
6	A	A	A	O X	A	A	A	A	B	O X	B	X	X	X	X	X	X	X	B	B		50	66	66	40
7	B	A	A	A	A	A	B	B	B	R	R	B	B	X	X	X	X	X	O X	O X	O X	O X		A	
8	R	O X	R	R	R	R	O X	O X	X	X	X	O X	X	X	X	X	X	X	B	O X	O X	O X		R	O X
9	A	A	B	B	B	B	B	B	R	R	B	B	B	B	B	B	O X	X	O X	X	B		R	R	
10	R	R	R	R	A	A	X	O X	O X	O X	O X	X	X	X	X	X	X	X	X	X		34	R	A	A
11	R	A	B	B	B	O X	38	31	40	48	52	58	61	62	75	80	78	78	77	56	46	30	30	A	A
12	A	A	58	44	R	R	46	46	43	36	O X	B	B	B	B	B	B	B	O X	X	S	R	A	A	A
13	S	O X	A	A	A	S	S	S	B	B	B	B	B	B	Y	B	B	B	O X	X	O X	O X	B	B	B
14	B	A	R	R	R	R	A	B	X	O X	B	O X	O X	O X	X	X	O X	O X	X	B	B	B	A	B	B
15	R	39	A	A	A	A	A	X	B	B	X	X	X	X	X	X	X	X	X	X		X	B	B	B
16	O X	O X						R	X	X	X	X	X	X	X	X	X	O X	X	X	X	X	X	O X	O X
17	O X	45	R	R	A	O X	48	R	O X	O X	70	73	76	82	82	75	83	70	58	34	O X	O X	B	B	B
18	R	32	30	30	36	B	B	B	B	B	O X	71	82	70	86	80	83	91	93	70	R	R	O X	O X	
19	O X	X	O X	O X	R	O X	R		R	B	B	O X	O X	X	X	X	X	X	O X	O X	O X	O X	B	A	
20	B	C	C	C	C	C	C	C	C	C	C	C	C	C	C	C	C	C	X	X	X	X	O X	O X	A
21	A	53	A	A	R	A	B	B	B	O X	B	X	X	X	O X	X	X	O X	O X	X	X	B	B	B	B
22	B	B	A	O X		B	A	X		X	X	X	O X	O X	B	X	X	X	X	X	B	O X	O X	B	B
23	B	A	X		A	A	A		X	X	X	X	X	X	O X	X	B	B	B	X		B	B	B	B
24	B	B	B	B	B	B	B	B	B	B	B	O X	X	X	X	X	X	X	X	X	X	X	B	B	B
25	O X	35	58	B	A	R	A	B	A	R	B	X	X	X	O X	X	X	X	X	X	X	X	B	O X	X
26	O X	O X	A	B	B	B	B		X	X	X	X	X	X	X	X	B	O X	O X	O X	O X	B	B	B	B
27	B	B	B	O X	O X	30	30	30	37		66	80	94	101	95	93	70	49	52	42	27	X	O X	O X	
28	B	B	B	B	B	B	B	B	B	B	O X	50	69	89	81	92	80	83	66	51	40	29	23	A	A
29	A	A	A	A	X		A	A		B	B		75	89	81	94	82	74	63	48	38	B	B	A	A
30	A	B	B	B	64	A	B	R	B	B	O X	B	B	O X	O X	O X	X	X	R	R	R	R	A	A	O X
31											42				68	69	80	80	68						33
	00	01	02	03	04	05	06	07	08	09	10	11	12	13	14	15	16	17	18	19	20	21	22	23	
CNT	6	12	5	7	8	5	8	11	15	15	14	20	20	23	19	22	24	23	24	23	19	11	6	7	
MED	O X	33	38	30	33	37	38	37	40	43	51	66	72	80	83	82	81	70	63	52	41	31	28	24	O X
U Q	O X	35	48	48	44	41	40	44	42	49	56	70	80	84	90	91	88	82	70	58	48	36	31	27	39
L Q	O X	O X		X	36	32	30	36	40	49	59	70	74	78	79	75	66	56	48	37	28	24	23	O X	22

IONOSPHERIC DATA STATION SHOWA-ST.

APR. 2011 foF2 (0.1MHz) 45°E MEAN TIME (G.M.T. + 3 H)

LAT. 69°00.4'S LON. 039°35.4'E SWEEP 1.0MHz TO 15.0MHz IN 15.0SEC IN MANUAL SCALING

H D	00	01	02	03	04	05	06	07	08	09	10	11	12	13	14	15	16	17	18	19	20	21	22	23		
1	A	A	A	A	A	F 26	A	F 31	U 47	R 53	60	64	77	98	J 99	R 106	106	100	86	42	F 22	A	A	A		
2	A	B	A	A	B	B	B	B	R 34	R	B	B	B	B	B	B	B	B	42	44	40	25	R	A	A	
3	A	A	C	C	C	C	C	C	C	C	C	C	C	C	C	C	C	C	C	C	C	C	C	C		
4	C	C	C	C	C	C	C	C	C	C	C	C	C	C	C	C	R 66	B	B		B	B	B	B		
5	27	R 27	R	A	A	B	B	R	U 37	R 43	B	57	60	68	U 68	R 80	B	65	57	52	37	28	24	B	Y	
6	A	A	A	R 29	A	A	A	A	B	34	B	66	75	82	80	R 82	J 94	R	B	B	F 24	F 35	F 19	A	F 27	
7	B	A	A	A	A	A	B	B	B	A	R	B	B	55	56	52	56	56	46	36	27	21	14	F	A	
8	A	R 24	A	A	A	R	30	F 30	R 42	R	56	59	67	76	76	72	73	80	B	F 56	R 43	F 30	A	R	33	
9	A	A	B	B	B	B	B	B	R	R	B	B	B	B	B	R 64	R	61	59	50	U 24	F	B	R	R	
10	A	R	A	A	A	A	22	31	37	43	53	60	67	74	73	74	61	55	44	29	F	B	A	A	A	
11	R	A	B	B	B	R 32	F 21	F 26	42	46	52	J 55	R 56	69	74	72	68	71	50	40	19	A	F	A	A	
12	A	A	F 46	F 34	A	A	F 24	F 24	F 34	30	B	B	B	B	B	B	B	J 57	R 46	R	S	A	A	A	A	
13	S	R 31	A	A	A	S	S	S	B	B	B	B	B	B	Y 66	B	B	B	47	27	30	B	B	B	B	
14	B	A	A	R	R	A	A	B	34	43	B	R 66	R 69	72	74	66	62	50	R	B	B	B	A	B	B	
15	R 30	F 29	A	A	A	A	A	34	B	B	63	74	77	80	J 86	R	79	64	56	40	30	27	18	B	B	
16	R 50	R 29	F 20	F 21	F 22	F 24	F 30	A	37	50	69	J 96	R 96	90	91	85	78	57	40	35	20	18	16	R	16	
17	24	28	F 20	A	F 25	A	42	R 34	F 42	55	67	70	76	76	69	J 77	R	64	52	28	20	R	B	B	B	
18	A	F 22	F 20	F 24	F 21	B	B	B	B	B	R 65	76	64	80	V 74	J 77	R 85	J 87	R 64	A	A	R	R	R	R	
19	27	35	R 32	A	R 32	A	F 23	F 21	A	B	B	64	70	92	J 84	R 83	J 69	R 60	F 44	31	25	22	B	A	A	
20	B	C	C	C	C	C	C	C	C	C	C	C	C	C	C	C	C	C	72	60	42	24	17	17	A	
21	A	A	A	A	A	A	B	B	B	43	B	62	66	J 72	R 79	72	53	46	37	24	B	B	B	B	B	
22	B	B	A	R 24	F 20	B	A 36	J 42	R 55	F 65	F 69	72	77	B	80	64	58	43	B	22	18	R	R	B	B	
23	B	A	19	A	A	A	A	F 38	F 44	45	51	65	76	84	B	R 68	B	B	B	34	B	B	B	B	B	
24	B	B	B	B	B	B	B	B	B	B	B	82	87	80	80	J 83	R	57	58	51	42	24	B	B	B	
25	29	39	B	A	A	A	B	A	R	B	B	63	70	J 72	R 65	R 63	J 52	R	42	36	31	17	F	B	B	R
26	15	16	A	B	B	B	B	F 29	J 28	R 45	56	B	B	J 83	R	B	B	59	U 47	R 42	R 33	B	B	B	B	
27	B	B	B	R 22	R 22	F 21	F 20	F 23	F 31	B	60	F 70	R 88	95	89	82	F 61	F 43	J 46	R 30	F 18	F 16	15	F	R	
28	B	B	B	B	B	B	B	B	B	B	J 44	R 63	R 83	75	85	74	77	56	45	34	23	17	B	A	A	
29	A	A	A	A	36	F 28	A	A	F 40	B	B	F 66	83	75	88	76	68	57	38	32	B	B	A	A	A	
30	A	B	B	B	A	A	B	R	B	B	36	B	B	B	R 62	R 63	J 74	R 74	F 57	R	R	A	A	27		
31																										
	00	01	02	03	04	05	06	07	08	09	10	11	12	13	14	15	16	17	18	19	20	21	22	23		
CNT	7	10	5	6	7	5	8	11	15	15	14	20	20	23	20	22	24	23	24	23	19	11	6	7		
MED	27	28	20	24	22	26	24	30	37	44	60	66	74	77	75	75	64	57	46	33	24	19	16	25		
U Q	30	31	39	29	32	30	30	34	42	50	63	72	77	84	85	82	J 76	R	60	52	40	28	24	17	27	
L Q	24	24	20	22	F 21	F 22	F 22	F 24	34	43	53	64	68	72	72	69	60	50	41	29	F 20	18	14	16		

APR. 2011 foF2 (0.1MHz)

NATIONAL INSTITUTE OF INFORMATION AND COMMUNICATIONS TECHNOLOGY, JAPAN

IONOSPHERIC DATA STATION SHOWA-ST.

APR. 2011 ftEs (0.1MHz) 45°E MEAN TIME (G.M.T. + 3 H)

LAT. 69°00.4'S LON. 039°35.4'E SWEEP 1.0MHz TO 15.0MHz IN 15.0SEC IN MANUAL SCALING

H D	00	01	02	03	04	05	06	07	08	09	10	11	12	13	14	15	16	17	18	19	20	21	22	23		
1	32	27	80	44	34	29	49	30	20	30	27	29	35	42	27	35	25	25	26	E B	20	16	70	47	47	
2	77	B	91	28	B	B	B	B	G		B	B	B	B	B	B	B	B	BE B	27	30	42	27	41	65	
3	42	50	C	C	C	C	C	C	C	C	C	C	C	C	C	C	C	C	C	C	C	C	C	C	C	
4	C	C	C	C	C	C	C	C	C	C	C	C	C	C	C	C	CE B	B	BE B		B	B	B	B	B	
5	21	36	22	35	30	G	B	B	E	BE B	BE B	BE B	BE B	BE B	BE B	BE B	BE B	BE B	BE B	BE B	BE B	BE B	BE B	BE B	19	
6	92	72	43	58	31	G	41	46	42	B	34	B	G	27	22	31	55	23	B	B	41	34	62	68	81	
7	B	40	36	34	50	43	B	B	B	B	40	34	B	BE	BE	BE	BE	BE	BE	BE	BE	BE	BE	BE	B	
8	28	34	33	32	31	30	30	18	G	26	24	28	22	G	G	G	G	24	BE	BE	BE	BE	BE	BE	42	
9	60	41	B	B	B	B	B	B		34	37	B	B	B	B	B	BE	BE	BE	BE	BE	BE	BE	BE	17	
10	28	25	30	35	42	38	K	E	BE	BE	BE	BE	BE	E	B	E	B	E	BE	BE	BE	BE	B	24	33	35
11	36	49	B	64	B	28	E	BE	BE	BE	BE	BE	BE	E	B	E	B	E	BE	BE	BE	BE	BE	BE	43	
12	42	40	40	43	36	37	E	B	BE	BE	BE	BE	BE	B	B	B	B	BE	BE	BE	BE	S	34	34	38	38
13	S	27	92	38	75	S	S	S	B	B	B	B	B	B	B	B	BE	BE	BE	BE	BE	BE	BE	BE	B	
14	B	36	K	26	30	30	34	37	B	54	31	BE	BE	BE	BE	BE	BE	BE	BE	BE	BE	BE	BE	BE	B	
15	E	B	26	32	74	38	40	48	42	38	B	BE	BE	BE	BE	BE	BE	BE	BE	BE	BE	BE	BE	BE	B	
16	24	32	26	24	20	16	24	21	E	BE	BE	BE	BE	E	B	BE	BE	BE	BE	BE	BE	BE	BE	BE	BE	
17	38	39	42	39	39	43	43	25	E	BE	BE	BE	BE	G	G	G	G	BE	BE	BE	BE	E	B	BE	BE	
18	28		28	E	BE	BE	B	B	B	B	BE	BE	BE	B	B	BE	BE	BE	BE	BE	BE	BE	BE	BE	34	
19	34	60	39	34	41	32	17	31	48	B	BE	BE	BE	B	B	BE	BE	BE	BE	BE	BE	BE	BE	BE	B	
20	B	C	C	C	C	C	C	C	C	C	C	C	C	C	C	C	C	C	C	C	C	C	C	C	C	
21	33	30	30	30	32	32	B	B	BE	BE	BE	BE	BE	BE	BE	BE	BE	BE	BE	BE	BE	BE	BE	BE	BE	
22	B	74	K	32	30	19	B	40	35	32	25	18	23	G	G	BE	BE	BE	BE	BE	BE	BE	BE	BE	B	
23	B	31	24	27	40	38	40	33	28	15	21	19	30	E	B	BE	BE	B	B	BE	BE	BE	BE	BE	B	
24	B	B	B	B	B	B	B	B	B	B	BE	BE	BE	BE	BE	BE	BE	BE	BE	BE	BE	BE	BE	BE	B	
25	38	49	B	38	33	38	B	41	35	B	BE	BE	BE	BE	BE	BE	BE	BE	BE	BE	BE	BE	BE	BE	B	
26	E	BE	B	11	12	32	B	B	B	BE	BE	BE	BE	G	B	BE	BE	BE	BE	BE	BE	BE	BE	BE	B	
27	B	B	B	32	28	21	E	BE	BE	BE	BE	BE	BE	BE	BE	BE	BE	BE	BE	BE	BE	BE	BE	BE	B	
28	B	B	B	B	B	B	B	B	BE	BE	BE	BE	BE	B	B	BE	BE	BE	BE	BE	BE	BE	BE	BE	B	
29	34	36	58	45	37	31	48	50	33	B	BE	BE	BE	B	B	BE	BE	BE	BE	BE	BE	BE	BE	BE	B	
30	71	B	B	B	42	44	B	30	B	BE	BE	BE	BE	BE	BE	BE	BE	BE	BE	BE	BE	BE	BE	BE	B	
31																										
	00	01	02	03	04	05	06	07	08	09	10	11	12	13	14	15	16	17	18	19	20	21	22	23		
CNT	20	22	20	22	21	18	15	18	18	18	15	20	20	23	20	22	24	23	25	25	22	18	16	19		
MED	34	36	34	34	34	36	37	30	21	24	22	28	26	E	BE	GE	BE	BE	BE	BE	BE	BE	BE	BE	B	
U Q	42	49	50	39	40	41	43	35	33	31	30	31	30	27	36	32	30	29	28	26	24	38	40	43		
L Q	28	31	29	30	30	E	BE	BE	B	E	B	21	23	24	G	G	E	BE	BE	BE	BE	BE	BE	BE	B	

APR. 2011 ftEs (0.1MHz)

NATIONAL INSTITUTE OF INFORMATION AND COMMUNICATIONS TECHNOLOGY, JAPAN

IONOSPHERIC DATA STATION SHOWA-ST.

APR. 2011 fmin (0.1MHz) 45°E MEAN TIME (G.M.T. + 3 H)

LAT. 69°00.4'S LON. 039°35.4'E SWEEP 1.0MHz TO 15.0MHz IN 15.0SEC IN MANUAL SCALING

H D	00	01	02	03	04	05	06	07	08	09	10	11	12	13	14	15	16	17	18	19	20	21	22	23
1	13	12	12	12	14	15	12	12	13	13	13	13	12	13	18	14	17	16	15	20	11	13	12	28
2	20	B	20	13	B	B	B	B	20	23	B	B	B	B	B	B	B	B	27	14	14	15	12	15
3	16	14	C	C	C	C	C	C	C	C	C	C	C	C	C	C	C	C	C	C	C	C	C	C
4	C	C	C	C	C	C	C	C	C	C	C	C	C	C	C	C	54	B	B		B	B	B	B
5	13	14	14	18	23	B	B	20	25	30	B	30	25	26	B	B	34	35	30	23	13	15	B	14
6	17	23	14	16	24	16	20	30	B	21	B	17	14	17	14	55	23	B	B	12	14	12	12	14
7	B	16	19	24	23	14	B	B	B	22	23	B	B	29	30	23	26	25	24	24	14	13	13	12
8	12	12	18	23	27	26	16	13	16	14	18	28	19	20	15	16	14	B	26	26	19	13	12	13
9	15	14	B	B	B	B	B	B	29	25	B	B	B	B	B	56	56	32	29	B	20	B	13	11
10	12	11	12	22	13	12	13	16	20	14	16	16	19	25	14	21	14	15	13	14	B	12	12	12
11	12	13	B	55	B	16	15	14	19	14	16	17	15	20	14	13	16	13	14	12	12	12	11	12
12	12	13	14	14	16	12	15	13	12	14	B	B	B	B	B	B	B	32	25	S	12	15	13	11
13	S	13	14	25	19	S	S	S	B	B	B	B	B	B	55	B	B	B	21	15	24	B	B	B
14	B	12	12	14	12	14	14	B	21	31	B	55	58	57	55	29	34	30	B	B	B	21	B	B
15	27	12	18	20	14	18	13	13	B	B	49	26	25	22	24	28	19	12	12	12	12	12	B	B
16	24	13	12	12	12	12	14	13	16	18	17	32	27	24	18	23	20	14	14	13	12	13	12	12
17	12	12	13	13	12	14	12	16	29	17	22	23	18	16	16	16	21	20	15	15	12	B	B	B
18	12	12	12	18	14	B	B	B	B	B	38	28	17	14	55	18	16	23	40	16	12	12	12	13
19	12	16	11	14	14	13	12	13	21	B	B	31	50	18	29	32	17	13	19	12	14	14	B	14
20	B	C	C	C	C	C	C	C	C	C	C	C	C	C	C	C	C	29	24	14	12	12	12	13
21	14	14	12	13	12	13	B	B	B	22	B	32	30	27	34	30	27	23	25	19	B	B	B	B
22	B	48	13	12	12	B	16	26	190	25	14	14	14	14	B	25	22	27	24	B	14	14	B	B
23	B	13	12	12	14	17	17	13	12	12	13	12	12	21	B	56	B	B	B	26	B	B	B	B
24	B	B	B	B	B	B	B	B	B	B	B	40	29	26	37	18	23	14	12	13	15	B	B	B
25	12	15	B	20	14	16	B	15	25	B	B	22	19	22	16	20	18	12	12	14	14	B	B	12
26	11	12	14	B	B	B	B	13	18	13	22	B	B	54	B	B	32	29	26	22	B	B	B	B
27	B	B	B	12	12	12	14	12	13	B	30	25	30	26	18	19	12	12	15	13	12	12	12	12
28	B	B	B	B	B	B	B	B	B	B	20	23	18	20	12	13	13	14	12	12	12	B	12	12
29	12	11	14	13	13	13	12	17	12	B	B	26	26	19	16	17	12	15	12	14	B	B	13	14
30	21	B	B	B	19	23	B	22	B	B	20	B	B	36	39	54	55	12	12	13	12	12	12	22
31																								
	00	01	02	03	04	05	06	07	08	09	10	11	12	13	14	15	16	17	18	19	20	21	22	23
CNT	28	28	27	27	27	26	26	26	27	27	27	27	27	27	27	27	28	29	29	28	29	29	29	29
MED	16	14	14	18	14	16	16	16	25	23	38	28	26	24	30	25	22	23	24	14	14	15	13	14
U Q	B	B	B	B	B	B	B	B	B	B	B	B	B	B	B	B	B	B	B	B	B	B	B	B
L Q	12	12	12	13	13	13	14	13	16	14	18	18	18	18	16	18	16	14	14	13	12	12	12	12

APR. 2011 fmin (0.1MHz)

NATIONAL INSTITUTE OF INFORMATION AND COMMUNICATIONS TECHNOLOGY, JAPAN

IONOSPHERIC DATA STATION SHOWA-ST.

APR. 2011 h'F (KM)

45°E MEAN TIME (G.M.T. + 3 H)

LAT. 69°00.4'S LON. 039°35.4'E SWEEP 1.0MHz TO 15.0MHz IN 15.0SEC IN MANUAL SCALING

H D	00	01	02	03	04	05	06	07	08	09	10	11	12	13	14	15	16	17	18	19	20	21	22	23	
1	A	A	A	A	A	A	A	E A	A														A	A	A
2	A	B	A	A	B	B	B	B	A	A	B	B	B	B	B	B	B	B	B	232	240	242	E A	A	A
3	A	A	C	C	C	C	C	C	C	C	C	C	C	C	C	C	C	C	C	C	C	C	C	C	C
4	C	C	C	C	C	C	C	C	C	C	C	C	C	C	C	C	B	B	B			B	B	B	B
5	218	232	A	A	A	B	B	A E	B E	B	B					B	B								A
6	A	A	A	224	A	A	A	A	B E	A	B														A
7	B	A	A	A	A	A	B	B	B	A	A	B													A
8	A	230	A	A	A	A	A	A																	A
9	A	A	B	B	B	B	B	B	A	A	B	B	B	B	B	B	E B	E B	226	228					A
10	A	A	A	A	A	A	E B	E B	B																A
11	A	A	B	B	B	A E	B	B																	A
12	A	A	A	220	208	A	218	A	E A	B	B	B	B	B	B	B	B	E B	E B	256	294	S	A	A	A
13	S	A	A	A	A	S	S	S	B	B	B	B	B	B	B	B	B	B	B						A
14	B	A	A	A	226	A	A	B	B E	B	B E	B E	B E	B	B	B	218	214							A
15	216	194	A	A	A	A	A	A	B	B E	B	260	232	228	216	212	206	192	192	188	206	204	210		B
16	210	196	A	A	A E	A	A	A	Q																B
17	A	A	A	A	A	A	216	A E	B	202	230	218	200	206	214	200	200	200	200	222	E A	A	B	B	
18	A E	A E	A	B	B	B	B	B	B	B	B	222	228	198	204	246	218	228	194	254	A	A		A	A
19	224	228	228	A	228	A	A	198	A	B	B	220	266	218	212	216	196	196	202	206	226	E B	232	B	A
20	B	C	C	C	C	C	C	C	C	C	C	C	C	C	C	C	C	C	230	216	216	220	280	298	A
21	A	A	A	A	A	A	B	B	B	250	B	228	220	230	216	204	204	204	220	236	B	B	B	B	B
22	B	B	A	A	200	B	A	A	A	240	222	222	222	196	B	214	190	224	224		228	204			B
23	B	A	A	A	A	A	A	A	Q	258	236	222	212	230	220	B	272				220				B
24	B	B	B	B	B	B	B	B	B	B	B	238	210	206	204	204	198	198	206	262	Q	238			B
25	238	A	B	A	238	A	B	A	A	B	B	210	220	204	204	212	202	202	210	222	206				B
26	E B	E B	B	A	B	B	B E	B	Q	B	216														B
27	B	B	B	A	A	232	326	292	264	Q	B	218	218	214	214	192	188	178	204	Q	204	188	E B	E B	E B
28	B	B	B	B	B	B	B	B	B																A
29	A	A	A	A	A	A	A	A	A	216	B	B	226	222	212	212	196	198	196	192	Q	230			A
30	194	B	B	B	200	A	B	A	B	B E	B	B	B	B	B	B	E B	E B	Q	A	A	R	A	A	A
31																									
	00	01	02	03	04	05	06	07	08	09	10	11	12	13	14	15	16	17	18	19	20	21	22	23	
CNT	7	8	2	2	6	2	6	6	11	15	14	20	20	22	19	21	24	23	24	22	19	10	8	5	
MED	217	222	256	222	217	272	U	E B	246	226	221	224	218	213	212	216	202	201	210	221	224	216	U	E B	
U Q	238	269			228		E B	E B	260	250	230	229	226	222	230	223	222	222	222	232	242	252	294	276	
L Q	210	212			200		218	272	224	216	216	217	210	206	204	202	196	196	201	206	220	210	193	208	

APR. 2011 h'F (KM)

NATIONAL INSTITUTE OF INFORMATION AND COMMUNICATIONS TECHNOLOGY, JAPAN

IONOSPHERIC DATA STATION SHOWA-ST.

MAY 2011 f_{XI} (0.1MHz)

45°E MEAN TIME (G.M.T. + 3 H)

LAT. 69°00.4'S LON. 039°35.4'E SWEEP 1.0MHz TO 15.0MHz IN 15.0SEC IN MANUAL SCALING

H D	00	01	02	03	04	05	06	07	08	09	10	11	12	13	14	15	16	17	18	19	20	21	22	23				
1	B	A	A	A	B	B	B	B	B	B	B	B	B	B	B	R	B		B	A	R	A	A	A				
2	A	A	B	R	B	B	B	R	B	B	B	B	B	B	B	B	B	82	B	R	R	R	B	R				
3	B	R	B	B	B	B	B	B	B	R	O	X	O	X	B	B	B	O	X	X	X		B	X	R	A		
4	A	A	B	A	B	B	R	X	X	X	O	X	B	B	B	O	X	O	X	B	O	X	R	B	B	B	R	
5	Y	R	R	R	X	R	B	B	B	B	B	B	X	X	O	X	X	X	O	X	X	X	B	B	B	A		
6	A	R	B	R	O	X		X			B	X	X	X	X	X	X	X	B	O	X	B	B	B	B	B		
7	B	B		R	R	X	X	X	X	X	X	X	O	X	X	X	X	X	X	X	X	X	A	R	A			
8	R	A	A	R	A	A	A	X	X	X	X	O	X	X	X	X	X	X	X	X	X	X	O	X	B	O	X	
9	A		O	X	A	B	A	A				X	X	X	X	X	X	X	X	X	X	O	X	B	O	X		
10	B	B	B		B	X	X	B			O	X	X	B	B	X	X	B	B	X	O	X	A	X	A	O	X	
11	A	A	R	A	R	X		B			B	O	X	X	X	X	X	X	X	O	X	B	B	B	B	B		
12	R	X	O	X	Y	B	B	R	A	R	X	X	X	X	O	X	X	X	X	O	X	B	B	B	B	R	B	
13	B	A	O	X	A	R					O	X	X	X	X	X	O	X	X	O	X	B	B	B	B	B		
14	B	B	X	B	X	B	R	A			X	O	X	X	X	X	X	X	X	X	O	X	O	X	B	B	R	
15	R	R	R	R							X	X	X	X	X	X	O	X	X	X	O	X	A	A	A	A		
16	A	A	A	C	C	C	C	C	C	C	O	X	O	X	B	B	B	X	B	B	B	B	B	A	R	R		
17	A	A		B	B	R	R	R	R	B	X	B	B	B	B	B	B	B	B	B	B	B	B	Y	R			
18	A	A	A	A	R	A	B	B	B	O	X	O	X	X	X	O	X	X	X	O	X	X	B	B	B	R		
19	R	A	A	R	R	B	R				X	X	X	X	B	X	B	X	O	X	B	B	B	B	B	B		
20	B	B	Y	B	B	B	B	B	B	B	X	X	X	X	X	O	X	O	X	B	B	B	B	B	B	B		
21	B	B	R	R	R						B	O	X	X	B	O	X	X	X	O	X	Y	B	B	R	R	A	
22	A	A	A	A	O	X	A	A	R	O	X	X	X	X	X	X	X	X	X	X	O	X	O	X	O	X	O	X
23	R	R	A	A	A	A					R	O	X	O	X	O	X	X	X	X	B	B	B	B	R	O	X	
24	O	X	O	X	A	A	A	B	R	A	R									O	X	Y	B	B	B	B	B	
25	B	R	A	A	A	R	A	R											S	S	S	S	S	S	B	B	B	
26	R	R	A	A	A															O	X	X	A	O	X	O	X	R
27	O	X	A	R	A	A	X				B	B	B	X	X	X	X	X	X	X	B	B	A	O	X	A	B	
28	A	A	A	A	A	B	B	B	A	B	B	B	B	B	B	B	X	X	R	R	R	R	A	A	A	A	A	
29	R	A		A	A	R	A	R	A	B	B	B	B	B	B	B	B			B	R		A	R	B	B		
30	R	R	B	B	B	R	R	R	B	B	B	O	X	B	B	B	O	X	B	B	B	O	X	B	B	A	R	
31	B	B	B	R	B	B	B	B	B	B	B	B	B	B	B	B	B	B	B	B	B	B	R	R	A	A		
	00	01	02	03	04	05	06	07	08	09	10	11	12	13	14	15	16	17	18	19	20	21	22	23				
CNT	2	3	7	1	5	8	8	9	14	15	23	23	19	20	22	26	20	18	16	14	5	7	2	5				
MED	O	X	X	X	X						X	X	X	X	X	X	X	X	X	X	X	O	X	O	X	O	X	X
U Q		37	40		49	38	50	36	42	46	50	66	74	73	79	72	58	48	41	34	30	37				O	X	
L Q		X	O	X	X	X	X	X	X	X	X	O	X	X	X	X	X	X	X	X	X	X	X	X	X	X	O	X
		32	34		30	32	33	30	34	38	46	54	66	65	62	48	36	30	27	24	20	21					22	

MAY 2011 f_{XI} (0.1MHz)

NATIONAL INSTITUTE OF INFORMATION AND COMMUNICATIONS TECHNOLOGY, JAPAN

IONOSPHERIC DATA STATION SHOWA-ST.

MAY 2011 foF2 (0.1MHz) 45°E MEAN TIME (G.M.T. + 3 H)

LAT. 69°00.4'S LON. 039°35.4'E SWEEP 1.0MHz TO 15.0MHz IN 15.0SEC IN MANUAL SCALING

H D	00	01	02	03	04	05	06	07	08	09	10	11	12	13	14	15	16	17	18	19	20	21	22	23	
1	B	A	A	A	B	B	B	B	B	B	B	B	B	B	B	D R 62	B	F 72	B	A	A	A	A	A	
2	A	A	B	A	B	B	B	R	B	B	B	B	B	B	B	B	B	J 42	B	R	R	R	B	R	
3	B	A	B	B	B	B	B	B	B	R	R 43	R 47	B	B	B	B	64	55	56	53	24	F	B J 31	A	A
4	A	A	B	A	B	B	R			20	25	40	44	R	B	B	R	B	B	33	R	B	B	B	R
5	Y	R	A	R		R	B	B	B	B	B	B	J R 82	J R 69	R 80	76	64	41	39	24		B	B	B	A
6	A	R	B	R	R	F 27	F 27	F 20	F 27	B J 41	R 62	J R 82	J R 82	J R 82	J R 67	57		B	R	B	B	B	B	B	
7	B	B	A	A	A	F 21	F 24	F 22	F 23	39	44	60	68	J R 76	73	73	62	43	42	24		A	R	A	30
8	A	A	A	A	A	A	A	25	28	36	44	48	60	67	67	60	52	39	30	22	F	13	24	R	15
9	A	F 26	R 28	A	B	A	A	F 23	F 24	35	51	60	68	65	67	54	52	26	20	18	F	18	15	B	B
10	B	B	B	Y	B	50	56	B	F 21	R 39	50	44		B	B	J R 81	R 75			32	28	A	32	A	33
11	A	A	A	A	A	22	B	B	B	B	R 41	R 47	61	58	56	51	41	30	20		B	B	B	B	B
12	A	26	26	Y	B	B	A	A	A	32	37	58	60	59	67	57	37	30		B	B	B	A	B	
13	B	A 28	R	A	A	F 25	F 27	F 28	F 27	R 32	42	63	66	67	69	67	32	24	24	18	R	B	B	B	B
14	B	B	31	B	48	B	A	A	F 42	F 48	51	74	76	64	61	46	35	24	20	17	R	R	B	B	R
15	R	R	R	R	F 28	F 24	B	R	Y	F 32	43	60	76	74	68	57	38	32	32	24	F	F	A	A	A
16	A	A	A	C	C	C	C	C	C	C	41	58		B	B	B	66	B	B	B	B	B	A	A	A
17	A	A	A	B	B	A	A	R	R	B	37	B	B	B	B	B	B	B	B	B	B	B	Y	A	A
18	A	A	A	A	A	A	B	B	B	R 29	R J 44	R 55	62	62	57	46	32	30	23	18		B	B	B	A
19	A	A	A	A	A	B	A	F 26	F 26	F 30	40	53	62	59	B	42	B	21	18	R	B	B	B	B	B
20	B	B	Y	B	B	B	B	B	B	B	41	52	54	66	56	32	R	B	B	B	B	B	B	B	B
21	B	B	R	R	R	F 29	B	B	R 29	B	R 40	R 58		63	55	40	R	24	Y	B	B	B	R	R	A
22	A	A	A	A	27	A	A	A	R 40	41	41	56	64	59	45	45	22	F	F	F	R	R	15	R	R
23	A	A	A	A	A	A	F 36	A	A	R 22	37	51	54	59	58	34	30	B	B	B	B	B	R	R	30
24	R 25	R 27	A	A	A	B	A	A	A	F 27	41	50	64	59	55	F 40	F 28	F 21	Y	B	B	B	B	B	B
25	B	A	A	A	A	A	A	R	F 34	F 23	36	56	J R 66	F 50	F 51	39	S	S	S	S	S	S	B	B	B
26	R	A	A	A	A	F 26	F 27	F 26	F 25	B	R 36	52	57	51	F 46	F 33	F 21	F 18	F 16	16		A	R	R	R
27	R 32	A	A	A	A	A	27	22	F 22	B	B	B	43	51	60	53	41	34	29	B	B	A	R	A	B
28	A	A	A	R	A	B	B	B	A	B	B	B	B	B	B	88	70	R	R	R	A	A	A	A	A
29	A	A	R	A	A	A	A	R	A	B	B	B	B	B	B	B	B	F 27	B	A	A	A	R	B	B
30	R	A	B	B	B	R	A	R	B	B	B	B	R 42	B	B	B	R 62	B	B	B	R	B	B	A	A
31	B	B	B	A	B	B	B	B	B	B	B	B	B	B	B	B	B	B	B	B	B	A	A	A	A
	00	01	02	03	04	05	06	07	08	09	10	11	12	13	14	15	16	17	18	19	20	21	22	23	
CNT	2	3	4		5	8	7	9	13	15	23	23	19	20	22	27	20	18	16	13	5	7	2	5	
MED	R 28	26	28		28	F 26	27	F 23	F 27	32	41	55	64	62	64	57	34	30	27	22	16	R 25	R 30	R 30	
U Q		27	30		40	F 28	36	F 26	32	39	44	60	68	67	73	66	52	41	34	24	21	31		32	
L Q		26	27		24	F 23	27	21	24	29	40	R 48	60	59	55	41	F 28	24	20	18	14	15		16	

MAY 2011 foF2 (0.1MHz)

NATIONAL INSTITUTE OF INFORMATION AND COMMUNICATIONS TECHNOLOGY, JAPAN

IONOSPHERIC DATA STATION SHOWA-ST.

MAY 2011 ftEs (0.1MHz) 45°E MEAN TIME (G.M.T. + 3 H)

LAT. 69°00.4'S LON. 039°35.4'E SWEEP 1.0MHz TO 15.0MHz IN 15.0SEC IN MANUAL SCALING

H D	00	01	02	03	04	05	06	07	08	09	10	11	12	13	14	15	16	17	18	19	20	21	22	23					
1	B	40	41	37	B	B	B	B	B	B	B	B	B	B	B	BE	B	BE	B	B	34	34	35	39	41				
2	42	43	B	33	B	B	B	28	B	B	B	B	B	B	B	B	B	BE	B	B	22	28	G	B	G				
3	B	35	B	B	B	B	B	B	B	E	BE	B	B	B	B	BE	BE	B	E	B	20	17	35	42					
4	65	43	B	34	B	B	20	16	GE	B	B	B	B	B	BE	BE	B	B	BE	B	K	B	B	B	24				
5	17	28	K	26	18	23	K	B	B	B	B	B	BE	BE	BE	BE	BE	BE	BE	BE	B	B	B	B	K				
6	K	K	B	23	17	14	KE	BE	B	E	B	BE	BE	BE	BE	BE	BE	BE	BE	BE	B	B	B	B	B				
7	B	B	32	29	34	18	E	BE	BE	B	16	21	23	29	26	20	18	16	14	13	12	32	18	31	38				
8	32	43	41	35	40	38	38	20	17	16	E	BE	BE	BE	BE	E	BE	BE	BE	B	BE	BE	B	BE	B				
9	33	31	33	41	B	43	41	31	16	14	19	18	22	20	20	24	E	BE	BE	BE	BE	BE	B	B	B				
10	B	B	B	15	BE	BE	BE	B	BE	BE	B	E	B	B	BE	BE	BE	B	BE	BE	B	42	42	42	39				
11	42	42	38	43	31	35	E	B	B	BE	BE	BE	BE	BE	BE	BE	BE	BE	BE	B	B	B	B	B	B				
12	29	28	18	15	B	B	35	36	30	24	20	29	23	20	18	15	20	15	B	B	B	B	18	B	B				
13	B	70	37	38	34	24	18	24	28	22	20	20	20	GE	B	22	24	18	14	12	13	B	B	B	B				
14	B	BE	B	BE	BE	B	42	43	42	24	18	G	22	E	B	19	22	16	E	BE	BE	BE	BE	BE	B	18			
15	K	31	27	31	32	16	16	31	27	E	B	12	15	24	E	BE	B	G	14	18	E	BE	BE	BE	BE	B			
16	41	43	52	C	C	C	C	C	C	C	28	E	B	B	B	BE	B	B	B	B	B	B	37	32	40				
17	44	41	50	B	B	41	38	31	32	B	29	B	B	B	B	B	B	B	B	B	B	B	16	29	B				
18	43	43	43	42	34	42	B	B	BE	BE	BE	BE	BE	BE	BE	B	37	27	31	15	15	15	B	B	B	32			
19	33	32	40	34	35	B	35	28	16	E	B	13	16	18	E	BE	B	B	BE	BE	B	B	B	B	B	B			
20	B	B	18	B	B	B	B	B	B	BE	BE	BE	BE	BE	E	B	29	38	E	B	B	B	B	B	B	B			
21	B	B	25	30	24	24	B	BE	B	BE	BE	BE	BE	BE	BE	B	25	25	26	E	B	B	24	27	42				
22	40	42	44	53	33	62	57	41	34	E	B	23	17	31	26	28	27	36	36	30	E	B	17	31	E	BE	B		
23	22	24	37	38	48	48	31	41	42	24	E	B	13	26	42	37	E	BE	BE	BE	B	B	B	B	B	21	22		
24	29	35	40	50	59	B	38	43	39	19	16	KE	B	G	24	E	BE	BE	BE	BE	BE	B	B	B	B	B	B		
25	B	29	39	42	64	38	47	35	42	28	22	24	29	22	20	16	S	S	S	S	S	S	B	B	B	B			
26	18	24	43	44	47	31	25	E	BE	B	BE	B	25	24	24	E	B	19	22	13	15	18	13	30	35	16	42	31	B
27	41	47	34	41	48	51	32	20	B	B	B	28	24	E	BE	BE	BE	BE	BE	BE	B	B	42	42	10	1	B		
28	K	38	44	88	24	45	B	B	47	B	B	B	B	B	B	32	42	34	30	34	43	44	43	47	40	B	B		
29	38	52	27	74	39	31	38	33	70	B	B	B	B	B	B	B	B	30	B	37	35	40	26	B	B	B	B	B	
30	K	27	37	B	B	B	30	36	37	B	B	BE	B	B	B	BE	B	56	B	B	B	18	36	29	B	B			
31	B	B	B	34	B	B	B	B	B	B	B	B	B	B	B	B	B	B	B	B	B	33	24	41	40	B	B		
CNT	21	25	24	25	19	19	20	20	20	16	23	23	19	20	22	27	21	20	19	18	14	16	16	20	20				
MED	35	40	38	35	34	31	36	31	28	20	19	E	BE	BE	BE	BE	BE	BE	BE	BE	B	17	34	25	36	34			
U Q	42	43	42	42	47	42	42	38	40	24	23	29	28	31	28	40	24	20	22	24	42	40	42	40	40				
L Q	29	28	32	30	26	23	28	22	GE	B	16	16	18	22	19	20	17	14	14	13	13	17	18	24	23	B	B		

MAY 2011 ftEs (0.1MHz)

NATIONAL INSTITUTE OF INFORMATION AND COMMUNICATIONS TECHNOLOGY, JAPAN

IONOSPHERIC DATA STATION SHOWA-ST.

MAY 2011 fmin (0.1MHz) 45°E MEAN TIME (G.M.T. + 3 H)

LAT. 69°00.4'S LON. 039°35.4'E SWEEP 1.0MHz TO 15.0MHz IN 15.0SEC IN MANUAL SCALING

H D	00	01	02	03	04	05	06	07	08	09	10	11	12	13	14	15	16	17	18	19	20	21	22	23	
1	B	28	18	14	B	B	B	B	B	B	B	B	B	B	B	56	B	25	B	12	12	12	12	13	
2	18	20	B	14	B	B	B	17	B	B	B	B	B	B	B	B	B	22	B	14	14	12	B	18	
3	B	22	B	B	B	B	B	B	B	29	27	26	B	B	B	42	23	13	22	13	B	13	12	14	
4	37	16	B	14	B	B	15	14	12	22	20	B	B	B	55	56	B	B	22	14	B	B	B	12	
5	14	12	12	18	13	12	B	B	B	B	B	B	55	54	28	28	16	20	12	20	B	B	B	13	
6	13	12	B	12	13	14	14	13	14	B	23	30	28	59	28	30	23	B	30	B	B	B	B	B	
7	B	B	16	24	12	13	13	13	13	11	15	23	29	26	20	18	16	14	13	12	12	13	12	12	
8	21	16	18	15	26	19	12	12	12	12	19	29	26	22	24	24	13	12	17	14	13	19	B	12	
9	12	12	12	15	B	14	13	12	11	98	15	18	22	20	19	14	13	12	12	12	12	12	B	B	
10	B	B	B	12	B	22	44	B	12	13	13	18	B	B	34	55	B	B	14	19	13	13	12	11	
11	14	26	14	18	20	14	47	B	B	B	22	30	28	34	26	17	16	14	16	B	B	B	B	B	
12	14	12	11	12	B	B	22	14	12	14	12	29	23	20	16	15	20	15	B	B	B	15	B		
13	B	11	14	19	13	13	12	12	12	22	20	20	20	16	22	12	12	14	12	13	B	B	B	B	
14	B	B	24	B	26	B	16	15	14	13	12	15	16	19	12	13	12	12	13	12	12	B	B	13	
15	13	12	12	12	12	13	14	12	12	12	16	19	18	12	14	13	12	13	13	12	13	16	12		
16	12	13	17	C	C	C	C	C	C	C	20	25	B	B	B	19	B	B	B	B	B	13	12	13	
17	14	24	19	B	B	20	13	13	22	B	17	B	B	B	B	B	B	B	B	B	B	B	13	14	
18	12	14	17	22	20	30	B	B	B	23	18	23	20	19	14	14	16	15	15	12	B	B	B	13	
19	13	13	12	13	14	B	16	13	12	13	13	12	26	36	B	16	B	13	13	B	B	B	B	B	
20	B	B	12	B	B	B	B	B	B	B	19	21	20	19	20	15	14	B	B	B	B	B	B	B	
21	B	B	12	11	12	16	B	B	22	B	16	17	B	25	16	14	17	14	B	B	B	12	12	12	
22	13	10	12	12	13	21	24	14	22	24	14	13	16	13	12	12	12	12	13	12	12	11	17	11	
23	11	12	12	13	12	12	12	12	12	12	13	14	13	12	18	17	15	B	B	B	B	B	12	12	
24	12	11	14	17	20	B	27	19	13	12	16	13	13	19	14	12	12	14	15	B	B	B	B	B	
25	B	14	21	26	23	21	14	17	14	12	13	12	14	12	14	12	S	S	S	S	S	B	B	B	
26	12	11	13	16	14	12	12	14	15	B	25	17	18	19	13	13	15	13	13	12	13	12	11	27	
27	13	15	20	24	17	14	12	13	B	B	20	16	18	15	24	15	16	B	B	13	12	15	B	B	
28	23	14	18	15	15	B	B	B	27	B	B	B	B	B	14	13	13	27	18	12	12	13	12	12	
29	12	12	13	23	14	26	20	20	26	B	B	B	B	B	B	B	12	B	14	12	12	16	B	B	
30	13	24	B	B	B	20	23	27	B	B	B	29	B	B	B	56	B	B	B	14	B	B	11	12	
31	B	B	B	19	B	B	B	B	B	B	B	B	B	B	B	B	B	B	B	B	B	12	13	12	12
	00	01	02	03	04	05	06	07	08	09	10	11	12	13	14	15	16	17	18	19	20	21	22	23	
CNT	31	31	31	30	30	30	30	30	30	30	31	31	31	31	31	31	30	30	30	30	30	31	31	31	31
MED	14	14	17	16	20	21	22	16	18	64	19	23	28	26	22	17	16	16	18	14	B	19	17	13	
U Q	B	B	B	B	B	B	B	B	B	B	B	B	B	B	B	55	B	B	B	B	B	B	B	B	
L Q	13	12	12	13	13	14	13	13	12	13	14	17	19	19	14	14	13	13	13	12	12	13	12	12	

MAY 2011 fmin (0.1MHz)

NATIONAL INSTITUTE OF INFORMATION AND COMMUNICATIONS TECHNOLOGY, JAPAN

IONOSPHERIC DATA STATION SHOWA-ST.

MAY 2011 h'F (KM)

45°E MEAN TIME (G.M.T. + 3 H)

LAT. 69°00.4'S LON. 039°35.4'E SWEEP 1.0MHz TO 15.0MHz IN 15.0SEC IN MANUAL SCALING

H D	00	01	02	03	04	05	06	07	08	09	10	11	12	13	14	15	16	17	18	19	20	21	22	23		
1	B	A	A	A	B	B	B	B	B	B	B	B	B	B	B	258	B	238	B	A	A	A	A	A		
2	A	A	B	A	B	B	B	A	B	B	B	B	B	B	B	B	B	B	252	B	A	A	A	B	R	
3	B	A	B	B	B	B	B	B	B	A	252	232		B	B	B	236	226	208	230	244	A	B	A	A	
4	A	A	B	A	B	B	A	AE	A	E	A	B	B	B	B	212	248	B	B	220	A	B	B	B	A	
5	Y	AE	A	A	A	B	B	B	B	B	B	B	214	242	206	202	188	210	214	224		B	B	B	A	
6	A	A	B	A	AE	BE	BE	BE	BE	B	B	B	E	B	B	202	202	198	BE	B	B	B	B	B	B	
7	B	B	A	A	A	AE	BE	BE	B		230	216	216	230	202	202	198		BE	B	B	A	198	A	226	
8	A	A	A	A	A	A	A	A	284	232	218	224	208	208	204	210	180	194	206	220	220	280	BE	B	BE	B
9	A	230	228	A	B	A	A	A	294	244	224	218	216	202	202	194	188	186	212	218	232	242	BE	B	B	B
10	B	B	B	Y	B	B	B	BE	B	278	240	206	226		236	242			254	272	A	222	A	220	B	
11	A	A	A	A	A	210	204	B	B	B	B	252	244	234	228	200	206	202	200	282	B	B	B	B	A	B
12	AE	AE	AE	A	Y	B	B	A	A	AE	A	268	202	230	200	194	200	190	192	208		B	B	B	A	B
13	B		198	A	A	A	A	284	266	272	238	210	196	196	196	196	182	210	210	260		B	B	B	B	
14	B	B	B	B	292	B	A	A	A	236	214	206	204	194	204	204	202	222	200	208	210		B	B	A	
15	A	A	A	A	A	A	B	A	Y	230	208	208	212	226	200	186	194	244	210	256	A	A	A	A	A	
16	A	A	A	C	C	C	C	C	C	E	A	286	248	B	B	B	216	B	B	B	B	B	A	A	A	
17	A	A	A	B	B	A	A	A	A	B	262	B	B	B	B	B	B	B	B	B	B	B	Y	A	A	
18	A	A	A	A	A	A	B	B	BE	B	264	220	216	200	192	192	196	240	214	226	264	B	B	B	A	
19	A	A	A	A	A	B	A	AE	A	Q	272	228	192	210	218	214	194		220	220	B	B	B	B	B	
20	B	B	Y	B	B	B	B	B	B	B	210	210	196	208	194	196	210		B	B	B	B	B	B	B	
21	B	B	A	A	A	A	B	B	B	B	222	202	B	208	196	190	210	Y	B	B	B	A	A	A	A	
22	A	210	A	A	A	A	A	A	216	250	236	222	194	190	196	196	208	E	AE	BE	AE	AE	A	E	B	184
23	A	A	A	A	A	A	A	A	AE	A	268	226	190	196	196	192	204	212	B	B	B	B	B	A	198	
24	206	196	A	A	A	B	A	A	AE	A	254	244	196	202	200	204	204	178	230	Y	B	B	B	B	B	
25	B	A	A	A	A	A	A	A	E	A	210	258	224	200	194	200	194	194	S	S	S	S	S	B	B	B
26	A	A	A	A	A	A	274	270	266	B	282	208	208	192	184	174	184	278	242	252	A	190	A	202	A	
27	E	A	A	A	A	A	AE	A	B	B	298		268	242	198	188	208	208	226	B	B	A	224	A	B	
28	A	A	A	A	A	B	B	B	A	B	B	B	B	B	B	266	270	A	R	A	A	A	A	A	A	
29	A	A	A	A	A	A	A	A	A	B	B	B	B	B	B	B	B	222	B	A	A	A	A	B	B	
30	A	A	B	B	B	A	A	A	B	B	B	B	B	B	B	BE	B	250	B	B	A	B	B	A	A	
31	B	B	B	A	B	B	B	B	B	B	B	B	B	B	B	B	B	B	B	B	B	A	A	A	A	
	00	01	02	03	04	05	06	07	08	09	10	11	12	13	14	15	16	17	18	19	20	21	22	23		
CNT	1	4	4		2	3	4	5	11	15	23	23	19	20	22	27	20	18	16	13	4	7	1	6		
MED	206	212	231		262	256	294	298	272	240	223	216	208	200	200	199	201	214	215	243	220	210	278	206		
U Q		238	256			314	323	332	310	264	252	230	216	211	204	216	210	238	238	262	264	242		226		
L Q		203	213			210	239	277	266	232	210	208	196	195	194	194	188	208	210	222	215	198		198		

MAY 2011 h'F (KM)

NATIONAL INSTITUTE OF INFORMATION AND COMMUNICATIONS TECHNOLOGY, JAPAN

IONOSPHERIC DATA STATION SHOWA-ST.

JUN. 2011 f_{XI} (0.1MHz)

45°E MEAN TIME (G.M.T. + 3 H)

LAT. 69°00.4'S LON. 039°35.4'E SWEEP 1.0MHz TO 15.0MHz IN 15.0SEC IN MANUAL SCALING

H D	00	01	02	03	04	05	06	07	08	09	10	11	12	13	14	15	16	17	18	19	20	21	22	23					
1	A	A	R	B	B	R	A	R	B	B	X 33	B	B	B	B	B	B	X 32	B	O	X 29	A	A	A	A				
2	A	A	B	B	B	A	B	B	R	R	B	B	B	B	B	B	B	B	B	B	B	Y	A	A	A				
3	A	A	A	A	R	R	A	R	R	O	X 32	X 41	X 48	X 57	X 58	B	X 42	X 36	B	B	B	B	B	B	B				
4	B	B	Y	R	R	A	A		R	X 30	X 32	X 49	X 56	X 58	X 51	X 42	X 30	X 24	X 29	Y	B	B	B	B					
5	B	A	A	A	B	B	A		X 43	R	B	O	X 54	X 52	X 58	X 50	X 53	X 48	X 39	B	A	R	A	A					
6	A	A	B	R	R	B	B	B	B	B	B	B	C	C	B	B	B	B	B	B	B	Y	B	R					
7	X 37	R	R	A	R	R	O	X 28	X 28	X 26	X 28	X 38	O	X 51	X 52	X 73	X 68	X 38	B	B	B	B	B	X 32	A	A			
8	56	B	B	R	R	B	B	B	B	B	B	B	B	B	B	B	B	B	B	B	B	B	B	R	B				
9	R	B	B	B	B	B	B	B	B	B	B	B	B	B	B	B	B	B	B	B	B	R	R	A	R				
10	A	A	B	B	A	O	X 40	R	X 27	X 26	X 24	X 38	X 49	X 54	X 49	B	B	B	B	B	B	B	B	R	A				
11	B	A	A	A	A	B	A	B	B	B	B	B	O	X 47	X 41	X 44	X 43	B	B	B	B	R	B	R	A				
12	A	A	A	A	R	A	R	O	X 35	B	B	B	B	B	B	O	X 46	B	B	B	B	A	B	Y	A	R			
13	O	X 32	O	X 38	O	X 38	X 38	R	R	A	A		32	32	36		X 48	X 45	X 54	X 47	B	B	B	B	R	R	52	R	
14	O	X 37	A	A	A	A	A	A	A	A	A	X 39	X 43	X 45	B	B	B	B	B	B	B	B	B	B	B	O	X 35	B	
15	R	A	B	A	A	B	B	B	B	A	B	B	B	B	B	B	B	B	B	B	B	B	B	B	B	B	B	B	
16	A		O	X 38	A	B	A	R	O	X 27	X 26	X 26	X 32	X 46	X 48	X 51	X 48	X 39	X 23	B	B	B	B	B	B	B	B	B	
17	B	B	B	B	B	O	X 37	B	B	O	X 36	R	O	X 39	X 46	X 49	X 50	X 46	X 44	B		X 28	X 28	B	B	B	B	B	
18	B	B	R	B	R	A	A	O	X 34	B	B	B	B	O	X 49	X 44	X 46	X 37	X 25	X	B	B	B	R	Y	Y	A		
19	A	R	R	A	X 34	30	32	32	33	31	32	41	X	B	B	B	B	B	B	B	B	R	Y	B	R				
20	A	A	O	X 30	A	A	A	A	A	A	B	B	B	B	O	X 43	X 46	X 40	X 32	X 30	X 25	B	B	B	B	B	B	B	
21	A	A	O	X 35	A	B	A	A	A	A	B	B	B	B	O	X 48	X 42	X 37	X 32	X	B	B	B	B	A	A	A	A	
22	A	B	B	A	O	X 41	B	A	A	A	B	B	B	B	B	O	X 50	X 56	X 58	B	B	B	B	B	A	A	A	A	
23	B	B	A	A	B	A	B	B	A	B	B	B	B	B	O	X 47	B	B	B	O	X 40	B	R	A	A	A	A	A	
24	A	B	R	R	B	B	B	R	R	A	B	B	B	B	B	O	X 48	B	B	B	O	X 30	B	B	B	A	O	X 39	B
25	A	R	R	R	R	B	A	R	B	B	B	B	O	X 50	B	B	B	B	B	B	B	B	B	B	B	B	B	B	
26	R	R	B	B	A	R	R	B	B	A	X 37	X 38	X 48	X 57	X 46	X 45	B	X 24	X 24	B	B	B	B	Y	B	B	38	B	
27	R	Y	R	R	A	R	R	R	B	R	R	B	B	B	B	B	B	B	B	B	B	B	B	B	B	B	B	B	
28	42	R	A	A	R	R	R	B	B	O	X 26	35	45	49	54	44	48		B	Y	B	B	B	B	B	B	B	B	
29	R	R	R	B	A	R	A	R	B	R	X 30	X 41	X 44	X 56	X 44	X 37	X	B	R	B	R	B	Y	R	Y				
30	R	R	B		52	48	57		A	A	Y		43	42	46	46	48	49	35	24								27	
31																													
	00	01	02	03	04	05	06	07	08	09	10	11	12	13	14	15	16	17	18	19	20	21	22	23					
CNT	5	2	4	2	3	4	2	8	7	9	14	13	17	16	17	16	9	8	5	1		1	1	4					
MED	X 37	38	O	X 36	45	X 41	38	30	X 32	X 32	X 30	X 36	X 46	X 49	X 50	X 46	X 42	X 32	X 31	X 28	X 29		X 32	52	36				
U Q	49		O	X 37		48	48		O	X 34	X 36	X 32	X 39	X 49	X 52	X 58	X 50	X 46	X 40	X 36	X 30				38				
L Q	X 34		O	X 32		X 34	34		X 28	X 26	X 26	X 32	X 42	X 48	X 48	X 45	X 38	X 24	X 26	X 24					31				

JUN. 2011 f_{XI} (0.1MHz)

NATIONAL INSTITUTE OF INFORMATION AND COMMUNICATIONS TECHNOLOGY, JAPAN

IONOSPHERIC DATA STATION SHOWA-ST.

JUN. 2011 foF2 (0.1MHz) 45° E MEAN TIME (G.M.T. + 3 H)

LAT. 69°00.4'S LON. 039°35.4'E SWEEP 1.0MHz TO 15.0MHz IN 15.0SEC IN MANUAL SCALING

H D	00	01	02	03	04	05	06	07	08	09	10	11	12	13	14	15	16	17	18	19	20	21	22	23
1	A	A	A	B	B	A	A	A	B	B	J R 27	B	B	B	B	B	B	26	B	R	A	A	A	A
2	A	A	B	B	B	A	B	B	R	R	B	B	B	B	B	B	B	B	B	B	Y	A	A	A
3	A	A	A	A	A	A	A	A	A	R	26	35	42	51	52	B	36	R	B	B	B	B	B	B
4	B	B	Y	R	A	A	A	F	A	22	24	26	43	50	52	45	36	R	R	Y	B	B	B	B
5	B	A	A	A	B	B	A	F	R	30	58	B	R	48	46	52	44	47	42	33	B	A	A	A
6	A	A	B	A	A	B	B	B	B	B	B	B	B	C	C	B	B	B	B	B	B	Y	B	R
7	31	A	R	A	A	A	R	22	22	20	22	32	40	46	67	62	32	B	B	B	B	R	A	A
8	Y	B	B	A	A	B	B	B	B	B	B	B	B	B	B	B	B	B	B	B	B	B	A	B
9	A	B	B	B	B	B	B	B	B	B	B	B	B	B	B	B	B	B	B	B	R	R	A	A
10	A	A	B	B	A	R	A	J R	R	R	32	43	48	43	B	B	B	B	B	B	B	B	R	A
11	B	A	A	A	A	B	A	B	B	B	B	B	R	41	B	R	35	38	37	B	B	B	A	A
12	A	A	A	A	A	A	A	R	B	B	B	B	B	B	B	B	B	B	B	A	B	Y	A	R
13	R	26	32	32	32	A	A	A	A	F	F	B	42	39	48	41	B	B	B	B	R	R	A	A
14	R	31	A	A	A	A	A	A	A	A	A	33	37	39	B	B	B	B	B	B	B	B	B	R
15	A	A	B	A	A	B	B	B	B	A	B	B	B	B	B	B	B	B	B	B	B	B	B	B
16	A	F	R	A	B	A	R	R	R	F	21	20	16	26	40	42	45	42	33	17	R	B	B	B
17	B	B	B	B	B	R	B	B	A	30	33	40	43	44	40	38	B	18	22	B	B	B	B	B
18	B	B	R	B	A	A	A	28	B	B	B	B	43	38	40	31	19	B	B	B	R	Y	Y	A
19	A	A	R	A	28	F	F	F	F	F	20	21	22	24	19	21	35	B	B	B	B	A	Y	B
20	A	A	R	A	A	A	A	A	A	A	A	B	B	B	R	37	40	30	26	24	19	R	B	B
21	A	A	R	A	B	A	A	A	A	B	B	B	R	B	B	36	31	26	22	F	B	A	A	A
22	A	B	B	A	R	B	A	A	A	B	B	B	B	R	44	50	52	J R	B	B	B	A	A	A
23	B	B	A	A	B	A	B	B	A	B	B	B	B	R	41	B	B	B	B	R	A	A	A	A
24	A	B	R	A	B	B	B	R	A	A	B	B	B	B	R	42	B	B	B	U R	24	B	B	R
25	A	A	R	R	R	B	A	A	B	B	B	B	R	46	B	B	B	B	B	B	B	B	B	B
26	R	R	B	B	A	R	A	B	B	A	31	32	42	51	40	39	B	18	18	B	B	B	Y	F
27	A	Y	R	R	A	A	R	R	B	A	A	B	B	B	B	B	B	B	B	B	B	B	B	B
28	A	A	A	A	A	R	A	B	B	R	F	F	F	F	F	F	F	B	Y	B	B	B	B	B
29	R	A	R	B	A	R	A	R	B	A	24	35	38	46	38	31	R	B	R	B	R	B	Y	A
30	A	A	B	A	A	R	A	A	Y	F	F	F	F	42	42	29	18	A	B	B	B	B	B	F
31										31	26	34	36	42	42	29	18							16
	00	01	02	03	04	05	06	07	08	09	10	11	12	13	14	15	16	17	18	19	20	21	22	23
CNT	3	2	4	1	2	3	2	8	7	9	14	13	17	16	17	16	9	8	5	1		1		4
MED	R 31	28	R 30	32	32	R 31	22	22	21	20	28	40	42	44	40	36	26	23	R 22	R 23		R 26		26
U Q	R 31		R 31			R 34		28	30	25	32	42	46	52	44	38	34	30	24					R 31
L Q	R 26		R 26			F 20		R 22	R 20	F 18	26	35	40	42	39	31	18	18	18					F 20

JUN. 2011 foF2 (0.1MHz)

NATIONAL INSTITUTE OF INFORMATION AND COMMUNICATIONS TECHNOLOGY, JAPAN

IONOSPHERIC DATA STATION SHOWA-ST.

JUN. 2011 ftEs (0.1MHz) 45° E MEAN TIME (G.M.T. + 3 H)

LAT. 69°00.4'S LON. 039°35.4'E SWEEP 1.0MHz TO 15.0MHz IN 15.0SEC IN MANUAL SCALING

H D	00	01	02	03	04	05	06	07	08	09	10	11	12	13	14	15	16	17	18	19	20	21	22	23												
1	48	39	31	B	B	34	43	35	B	BE	B	B	B	B	B	B	BE	B	B	20	20	36	40	39	42											
2	43	40	B	B	B	42	B	B	28	25	B	B	B	B	B	B	B	B	B	B	17	33	31	35												
3	40	43	41	48	33	30	41	40	41	23	25	19	E	BE	B	B	BE	B	B	B	B	B	B	B												
4	B	B	14	18	32	42	41	33	36	E	BE	BE	BE	B	E	B	20	28	31	15	24	17	B	B	B											
5	B	43	62	49	B	B	41	42	37	35	B	BE	BE	BE	BE	B	15	20	E	B	B	33	28	33	47	43										
6	39	46	B	33	32	B	B	B	B	B	B	B	C	C	B	B	B	B	B	B	B	B	B	B	25											
7	31	K	31	42	34	30	18	E	BE	BE	BE	BE	B	E	BE	BE	BE	B	B	B	B	B	B	B	K											
8	26	B	B	35	37	B	B	B	B	B	B	B	B	B	B	B	B	B	B	B	B	B	B	B	B											
9	37	B	B	B	B	B	B	B	B	B	B	B	B	B	B	B	B	B	B	B	B	B	B	B	B											
10	39	E	B	B	41	43	36	30	29	32	17	22	E	BE	B	B	B	B	B	B	B	B	B	B	28	49										
11	B	36	72	40	41	42	B	B	B	B	B	BE	B	BE	BE	BE	B	B	B	B	B	B	B	B	B	25	39									
12	42	37	40	70	35	48	39	36	B	B	B	B	B	B	B	32	B	B	B	B	B	B	B	B	B	19	37	25								
13	36	38	43	44	47	41	48	41	28	24	17	B	22	20	20	20	E	B	B	B	B	B	B	B	B	22	25	33	33							
14	42	57	84	44	52	58	59	56	48	43	31	33	22	B	B	B	B	B	B	B	B	B	B	B	B	B	B	B	40							
15	32	42	66	52	42	B	B	B	B	K	32	B	B	B	B	B	B	B	B	B	B	B	B	B	B	B	B	B	B							
16	50	34	45	35	40	20	15	E	BE	BE	BE	B	B	E	B	K	E	BE	B	B	B	B	B	B	B	B	B	B	B							
17	B	B	B	B	BE	B	B	B	53	32	E	29	33	27	29	27	22	B	15	E	B	B	B	B	B	B	B	B	B							
18	B	B	34	B	36	42	40	E	B	B	B	B	B	E	BE	BE	BE	B	B	B	B	B	B	B	B	B	B	B	B							
19	42	35	K	28	59	30	50	42	29	32	33	E	B	B	B	B	B	B	B	B	B	B	B	B	B	B	B	B	22							
20	40	39	30	33	36	45	57	56	45	48	B	B	BE	BE	BE	BE	BE	BE	BE	B	B	B	B	B	B	B	B	B	B							
21	31	40	50	42	45	40	45	40	B	B	B	BE	B	B	20	20	E	B	B	B	B	B	B	B	B	B	B	B	38	43	44	56				
22	41	B	B	42	34	34	30	32	B	B	B	B	BE	BE	BE	BE	B	B	B	B	B	B	B	B	B	B	B	B	B	41	35	35	42			
23	B	B	44	51	B	38	B	B	42	B	B	B	BE	B	B	B	B	BE	B	B	B	B	B	B	B	B	B	B	B	B	25	42	45	44	70	
24	42	B	34	37	B	B	B	33	34	46	B	B	B	BE	B	B	B	B	B	B	B	B	B	B	B	B	B	B	B	B	47	37				
25	69	36	K	K	28	B	37	K	B	B	B	BE	B	B	B	B	B	B	B	B	B	B	B	B	B	B	B	B	B	B	B	B	B			
26	27	17	B	B	38	28	35	B	B	B	36	25	20	14	15	15	15	BE	BE	BE	B	B	B	B	B	B	B	B	B	B	B	15	34			
27	30	20	21	30	41	34	24	24	B	B	32	34	B	B	B	B	B	B	B	B	B	B	B	B	B	B	B	B	B	B	B	B	B			
28	36	35	42	41	32	25	35	B	B	19	27	14	15	16	E	BE	B	B	B	B	B	B	B	B	B	B	B	B	B	B	B	B	B			
29	24	32	28	B	40	29	38	20	B	E	BE	BE	BE	BE	BE	BE	B	B	B	B	B	B	B	B	B	B	B	B	B	B	B	B	B	16	30	16
30	32	32	B	34	42	30	58	43	34	31	24	E	B	14	18	18	32	22	31	17	B	B	B	B	B	B	B	B	B	B	B	B	30			
31																																				
	00	01	02	03	04	05	06	07	08	09	10	11	12	13	14	15	16	17	18	19	20	21	22	23												
CNT	24	22	22	22	21	21	22	20	17	19	15	13	17	16	17	16	9	11	5	6	11	14	17	20												
MED	39	38	38	42	36	40	40	33	34	32	U	20	20	E	BE	BE	BE	BE	BE	B	E	B	16	14	22	26	32	35	36							
U Q	42	42	50	48	41	44	42	42	42	35	29	30	E	BE	B	24	24	21	26	E	B	20	19	33	38	40	42	42								
L Q	32	35	30	34	32	30	35	26	28	E	BE	B	18	18	16	16	15	14	15	12	18	22	18	26	32											

JUN. 2011 ftEs (0.1MHz)

NATIONAL INSTITUTE OF INFORMATION AND COMMUNICATIONS TECHNOLOGY, JAPAN

IONOSPHERIC DATA STATION SHOWA-ST.

JUN. 2011 fmin (0.1MHz) 45° E MEAN TIME (G.M.T. + 3 H)

LAT. 69°00.4'S LON. 039°35.4'E SWEEP 1.0MHz TO 15.0MHz IN 15.0SEC IN MANUAL SCALING

H D	00	01	02	03	04	05	06	07	08	09	10	11	12	13	14	15	16	17	18	19	20	21	22	23	
1	14	22	20	B	B	23	20	25	B	B	29	B	B	B	B	B	B	20	B	13	12	13	13	12	
2	16	22	B	B	B	24	B	B	20	16	B	B	B	B	B	B	B	B	B	B	14	13	12	16	
3	13	14	18	18	14	13	13	18	15	15	12	14	21	24	B	17	22	B	B	B	B	B	B	B	
4	B	B	12	12	15	18	13	12	18	20	18	20	24	20	20	15	13	12	13	13	B	B	B	B	
5	B	31	14	14	B	B	26	12	14	26	B	30	26	17	16	13	20	22	B	14	16	12	14	17	
6	14	12	B	29	28	B	B	B	B	B	B	B	C	C	B	B	B	B	B	B	B	13	B	15	
7	13	12	16	14	14	13	12	13	14	14	14	14	14	26	22	17	B	B	B	B	B	20	26	25	
8	17	B	B	23	28	B	B	B	B	B	B	B	B	B	B	B	B	B	B	B	B	B	14	B	
9	14	B	B	B	B	B	B	B	B	B	B	B	B	B	B	B	B	B	B	B	14	12	12	15	
10	16	15	54	B	26	18	14	14	14	13	12	19	26	17	B	B	B	B	B	B	B	B	13	13	
11	B	16	26	28	18	B	20	B	B	B	B	B	26	B	20	17	13	B	B	B	16	B	14	12	
12	12	12	14	14	27	17	18	12	B	B	B	B	B	B	20	B	B	B	B	23	B	16	12	13	
13	12	12	17	14	12	22	15	13	12	12	12	B	16	13	13	20	B	B	B	B	13	13	12	12	
14	13	12	14	14	13	16	21	23	16	14	15	13	13	B	B	B	B	B	B	B	B	B	B	12	
15	21	18	54	22	24	B	B	B	B	14	B	B	B	B	B	B	B	B	B	B	B	B	B	B	
16	12	12	14	13	B	14	13	12	13	12	13	12	12	15	12	13	14	B	B	B	B	B	B	B	
17	B	B	B	B	B	20	B	B	20	19	30	13	19	20	19	15	B	12	13	B	B	B	B	B	
18	B	B	23	B	26	23	24	23	B	B	B	B	23	17	15	14	12	B	B	B	15	12	13	13	
19	13	14	14	12	12	12	13	12	13	12	13	16	B	B	B	B	B	B	B	B	20	13	B	12	
20	13	12	12	12	12	21	18	13	25	14	B	B	B	22	21	14	14	12	14	B	B	B	B	B	
21	13	14	12	24	B	27	29	18	12	B	B	B	34	B	15	17	12	12	B	B	13	12	11	14	
22	16	B	B	24	16	B	21	18	21	B	B	B	B	24	18	51	B	B	B	B	12	24	12	12	
23	B	B	20	16	B	22	B	B	23	B	B	B	B	23	B	B	B	24	B	12	12	12	12	14	
24	20	B	27	12	B	B	B	26	14	14	B	B	B	B	28	B	B	B	14	B	B	B	12	14	
25	22	21	14	14	16	B	23	23	B	B	B	B	30	B	B	B	B	B	B	B	B	B	B	B	
26	12	12	B	B	15	15	17	B	B	19	18	20	12	15	15	15	B	12	12	B	B	B	13	12	
27	16	13	13	15	13	20	16	14	B	19	13	B	B	B	B	B	B	B	B	B	B	B	B	B	
28	12	14	17	26	14	16	25	B	B	14	13	12	12	12	13	16	B	13	B	B	B	B	B	B	
29	12	12	13	B	12	12	12	12	B	14	17	18	18	16	16	17	B	13	B	12	B	13	12	12	
30	12	12	B	12	12	14	12	17	22	12	13	14	12	12	12	12	12	13	B	B	B	B	B	12	
31																									
	00	01	02	03	04	05	06	07	08	09	10	11	12	13	14	15	16	17	18	19	20	21	22	23	
CNT	30	30	30	30	30	30	30	30	30	30	30	30	29	29	30	30	30	30	30	30	30	30	30	30	30
MED	14	14	19	20	21	22	20	20	22	19	B	B	26	24	22	36	B	B	B	B	B	B	14	14	
U Q	B	B	B	B	B	B	B	B	B	B	B	B	B	B	B	B	B	B	B	B	B	B	B	B	B
L Q	21																								
	13	12	14	14	14	16	14	13	14	14	13	16	17	17	16	15	20	13	B	B	15	13	12	12	

JUN. 2011 fmin (0.1MHz)

NATIONAL INSTITUTE OF INFORMATION AND COMMUNICATIONS TECHNOLOGY, JAPAN

IONOSPHERIC DATA STATION SHOWA-ST.

JUN. 2011 h'F (KM)

45°E MEAN TIME (G.M.T. + 3 H)

LAT. 69°00.4'S LON. 039°35.4'E SWEEP 1.0MHz TO 15.0MHz IN 15.0SEC IN MANUAL SCALING

H D	00	01	02	03	04	05	06	07	08	09	10	11	12	13	14	15	16	17	18	19	20	21	22	23
1	A	A	A	B	B	A	A	A	B	B	B	B	B	B	B	B	B	B	BE	EA	A	A	A	A
2	A	A	B	B	B	A	B	B	A	A	B	B	B	B	B	B	B	B	B	B	Y	A	A	A
3	A	A	A	A	A	A	A	A	A		200	230	208	208	198		196	230			B	B	B	B
4	B	B	Y	A	A	A	EA	EA	EA	EA	EA	EA	EA	EA	EA	EA	EA	EA	EA	EA	A	B	B	B
5	B	A	A	A	B	B	A	A	A	A	B		282	276	228	272	224	232	236		B	A	A	A
6	A	A	B	A	A	B	B	B	B	B	B	B	C	C	B	B	B	B	B	B	B	Y	B	A
7	EA	A	A	A	A	A	EA	BE	BE	BE	B		298	272	248	248	220	204	204	200	206		B	B
8	A	B	B	A	A	B	B	B	B	B	B	B	B	B	B	B	B	B	B	B	B	B	A	A
9	A	B	B	B	B	B	B	B	B	B	B	B	B	B	B	B	B	B	B	B	B	A	A	A
10	A	A	B	B	A		A	A	A	A					O	B	B	B	B	B	B	B	A	A
11	B	A	A	A	A	B	A	B	B	B	B	B		228	B	234	214	220		B	B	B	A	B
12	A	A	A	A	A	A	A		B	B	B	B	B	B	B		B	B	B	B	A	B	Y	A
13	A	218	228	222	EA	A	A	A	A	A					O		B	B	B	B	A	A	A	A
14	208	A	A	A	A	A	A	A	A	A	A	A		278	250	254		B	B	B	B	B	B	B
15	A	A	B	A	A	B	B	B	B	A	B	B	B	B	B	B	B	B	B	B	B	B	B	B
16	A	246	238		A	B	A	EA	EA	EA	EA	B		254	198	188	188	204	190	220		B	B	
17	B	B	B	B	BE	B	B	A	EA	EA	EA	EA		288	210	190	200	208	202		B	254	248	
18	B	B	A	B	A	A	A	B	B	B	B	B		222	198	206	190	198		B	B	B	A	A
19	A	A	A	EA	A	A	A	A	A	A	A	A		284	260	250	236	230		B	B	B	A	Y
20	A	A	244	A	A	A	A	A	A	A	A	B	B	B		200	224	196	224	226	226		B	B
21	A	A	256	A	B	A	A	A	A	A	B	B	B		240	B	O	214	190	214		B	B	A
22	A	B	B	A		B	A	A	A	B	B	B	B		206	224		B	B	B	B	B	A	A
23	B	B	A	A	B	A	B	B	A	B	B	B	B		258		B	B	BE	B	B	A	A	A
24	A	B	A	A	B	B	B	A	A	A	B	B	B		224		B	B	BE	B	B	B	B	A
25	A	A	A	A	A	B	A	A	B	B	B	B		226		B	B	B	B	B	B	B	B	B
26	A	R	B	B	A	A	A	B	B	A		248	226	208	196	188	226		B	254	246		B	B
27	A	A	A	A	A	A	A	A	B	A	A	B	B	B	B	B	B	B	B	B	B	B	B	B
28	A	A	A	A	A	A	A	B	B	A		242	204	206	206	206	204		B	Y	B	B	B	B
29	A	A	A	B	A	A	A	A	B	EA	EA	EA	EA		264	208	198	204	212	186		B	R	B
30	A	A	B	A	A	A	A	A	Y	O	O	O	O		264	246	192	204	204	186	202	202		A
31																								
	00	01	02	03	04	05	06	07	08	09	10	11	12	13	14	15	16	17	18	19	20	21	22	23
CNT	3	2	4	1	2	2		5	4	7	13	13	17	16	17	15	9	8	5	1		1		4
MED	213	237	241	EA	EA	243	272	EA	EA	266	256	247	220	208	204	208	202	220	232	EA	EA	220		205
UQ	EA		250					EA	EA	BE	B									EA	B			210
LQ	208		230					250	247	248	239	206	204	199	201	190	200	220	217					187

JUN. 2011 h'F (KM)

NATIONAL INSTITUTE OF INFORMATION AND COMMUNICATIONS TECHNOLOGY, JAPAN

IONOSPHERIC DATA STATION SHOWA-ST.

JUL. 2011 fxI (0.1MHz) 45° E MEAN TIME (G.M.T. + 3 H)

LAT. 69°00.4' S LON. 039°35.4' E SWEEP 1.0MHz TO 15.0MHz IN 15.0SEC IN MANUAL SCALING

H D	00	01	02	03	04	05	06	07	08	09	10	11	12	13	14	15	16	17	18	19	20	21	22	23		
1	R	X		A	X	R	R	B	A	A	B	R	R	B	B	B	B	O	X	X	A	A	A	A		
		38	44		40													36	39							
2	A	A	A	A	A	A		X	O	X	B	X	O	X	X	X	X	B	R	X	X	B	O	X		
							31	39	33		35	47	42	55	54	36			25	24			29	67		
3	A	A	A	A		B	B	B	B	A		X	X	X	X		O	X	A	R	Y	B	B	B		
				50							33	41	45	47	42	39	35									
4	O	X		R	R	A					B	B	B	B	O	X	X	B		O	X	O	X	A		
		32	23		59		30	30	43	36	35				B	43	40		33	29	22					
5	A		A	A	A	R	R	B	B	B	B	B	B	B	B	B	B	B	B	B	B	B	B	A		
		59																						O	X	
6	A	A	A	A	A	A	A	A	B	B	B	B	B	B	B	B	B	B	B	B	B	B	B	R	A	
7	R	A	A	B	A	A	R	R		B	B	B	B	B	X	B	B	B	B	B	B	B	B	A	X	
									26						49										32	
8	A	A	A	B	B	A	A	A	O	X	B	B	B	B	B	O	X	B	B	B	A	B	R	B	B	
									33							48									R	
9	A	B	A	A	A	A	O	X	B	B	R		X	X	O	X	B	B	B	O	X	B	B	B	A	
							41					39	42	48	51					26						
10	A	A	A	A	A	A	O	X	B	A	A	A	B	B	B	B	B	X	O	X	X	B	O	X	O	
							36											30	26	28		28	22		O	X
11	A	A	A	A	B	B	A	A	R	O	X	O	X	B	B	B	B	B	X	X	B	B	B	A	A	
									29	34										36					67	
12	A	A	A	A	A	A	A	A	B	B	X	O	X	O	X	X	X	O	X	X	B	B	B	B	B	
											36	46	52	52	57	44	27									
13	B	B	O	X	A	B	B	B	B	R	O	X	O	X	O	X	O	X	O	X	B	B	B	B	B	
			30								32	43	45	45	48	57	37	28								
14	R	R	R	O	X	A	B	A		B	B	A	B	B	O	X	B	B	B	O	X	B	B	B	A	
				34					34						55					35						
15	A	R	B	A	A	R	R	A	B	B		X	O	X	X	X	O	X	R	R	A	Y	B	B	A	
											40	47	50	51	44	38	26									
16	R	A	A	A		A				R	B	B	B	B	B	B	R	R	R	Y	Y	R	B	R		
17	B	A	A	O	X	A	R	O	X	B	B		X	X	X	X	O	X	X	X	X		A	B	B	
				31			35				37	41	48	50	51	55	55	25	28	27	27				A	
18	A	A	S	A	O	X	O	X	R	O	X		R	A	B		X	B	X	B	B	B	B	B	O	X
					34	36			27	61					70	62									32	36
19	O	X	A	O	X	O	X	R	O	X	X		B	X	X	O	X	X	X		O	X	A	O	X	
		34		34	33		33	37	39	41	39	42		62	66	72	60	37	37	33	29		34	44	B	
20	A	X	R	B	B	B	A	A	B	B	B	B	B	B	B	B	B	B	B	B	A	R	R	O	X	
		48																							36	A
21	A	B	A	B	B	B	B	B	A	B	B	B	B	B	B	O	X	X	B	B	B	B	R	X	O	
																56	53	50						44	32	36
22	A	A	A	B	B	A	A	B	B	B	B	B	B	B	B	B	B	B	X		B	B	R	B	R	
																					33	32				
23	R	A	A	A	R	B	B	B	B	B	B	B	B	B	B	B	B	B	O	X	R	B	B	A	B	
																				36						
24	A	R	A	A	O	X	O	X	A	X	O	X	O	X	X	B	X	O	X	O	X	B	B	A	A	B
					37	35			26	24	30	42	54	56	58			42	31	26						B
25	A	A		A	R			R	B	A	B	B	O	X	B	X	X	B	B	B	B	B	R	R	R	
			66			33	34							62		58	64									
26	O	X	A	A		A	B	B	B	B	A	X	B	B	B	B	B	O	X	B	B	B	B	Y	R	
		39									40							48		34						
27	B	R	R	A	A	R	R	B	A	R	X	X	X	O	X	X	O	X	X	X	O	X	B	B	B	
											42	57	58	54	46	50	30	29	23							B
28	B	B	B	R	R	A	A	B		X	X	O	X	X	X	X	X	O	X	O	X	Y	B	B	Y	A
									32	34	44	53	60	56	58	50	37	36								A
29	Y	A		X	B	X		X		X	X	X	X	X	X	X	X	X	X	X	O	X	A	A	B	A
			56	31		32	31	30	31	32	44	53	48	53	52	50	41	37	28	20						A
30	A	A	Y	A	A			X	R	O	X	X	X	B	O	X	X	X		R	B	A	A		A	
							33	29		32	48	53		62	52	54	51	43								A
31	A	A	A	A	O	X	R	O	X	R	A	B	B	B	B	R	B	B	B	B	B	B	B	A	A	A
					35																					
	00	01	02	03	04	05	06	07	08	09	10	11	12	13	14	15	16	17	18	19	20	21	22	23		
CNT	3	4	5	5	6	5	11	9	10	8	16	12	14	15	16	17	13	17	9	5	1	4	8	5		
MED	O	X		O	X	X	X	X	X	X	X	X	X	X	X	X	X	X	O	X	X	X	O	X	O	
	34	43	44	33	38	33	34	30	33	33	40	48	51	54	52	50	35	34	28	24	28	32	37	36		
U Q	O	X				O	X	O	X		X	X	X	X	X	X	X	X	X							
	39	54	61	46	50	36	37	37	41	36	42	53	60	58	56	54	39	36	32	28						
L Q	O	X		O	X	X	X	X	X	X	X	X	X	X	X	X	X	X	O	X	X	X	O	X	X	
	32	30	32	31	35	32	31	28	31	31	35	44	48	51	47	41	28	28	26	21						

IONOSPHERIC DATA STATION SHOWA-ST.

JUL.2011 foF2 (0.1MHz) 45°E MEAN TIME (G.M.T. + 3 H)

LAT.69°00.4'S LON.039°35.4'E SWEEP 1.0MHz TO 15.0MHz IN 15.0SEC IN MANUAL SCALING

H D	00	01	02	03	04	05	06	07	08	09	10	11	12	13	14	15	16	17	18	19	20	21	22	23
1	A	R 32	A	A	34	A	R	B	A	A	B	R	R	B	B	B	B	R	R	A	A	A	A	A
2	A	A	A	A	A	A	R	F	R	B	29	41	36	49	48	30	B	R	19	18	B	R	A	A
3	A	A	A	A	A	B	B	B	B	A	F	23	35	39	41	36	F	R	A	R	Y	B	B	B
4	R	F	R	R	A	A	F	F	F	F	F	B	B	B	R	37	B	F	R		A	A	A	A
5	A	A	A	A	A	R	A	B	B	B	B	B	B	B	B	B	B	B	B	B	B	B	A	R
6	A	A	A	A	A	A	A	A	B	B	B	B	B	B	B	B	B	B	B	B	B	B	R	A
7	R	A	A	B	A	A	R	R	F	B	B	B	B	B	B	B	B	B	B	B	B	B	A	J
8	A	A	A	B	B	A	A	A	R	B	B	B	B	B	B	42	B	B	B	A	B	R	B	R
9	A	B	A	A	A	A	R	B	B	R	F	29	36	42	45	U	R	B	B	R	B	B	B	A
10	A	A	A	A	A	A	R	B	A	A	A	B	B	B	B	B	B	R	R	B	R	R	A	R
11	A	A	A	A	B	B	A	A	R	R	R	B	B	B	B	B	B	B	B	B	B	B	A	A
12	A	A	A	A	A	A	A	A	B	B	30	40	46	46	51	38	21	B	B	B	B	B	B	R
13	B	B	R	A	B	B	B	B	B	A	26	37	39	39	42	51	31	22	B	B	B	B	B	R
14	R	A	R	A	B	A	A	F	B	B	A	B	B	U	R	B	B	B	B	B	B	B	A	A
15	A	A	B	A	A	A	A	A	B	B	F	31	41	44	45	38	32	20	R	A	A	Y	B	A
16	R	A	A	A	A	A	F	F	A	B	B	B	B	B	B	B	B	R	R	R	Y	Y	A	R
17	B	A	A	R	A	A	R	B	B	F	F	J	R	J	R	49	49	19	22	21	18	F	A	A
18	F	A	A	A	R	R	A	R	R	R	A	B	F	60	56	41	B	B	B	B	B	B	R	30
19	R	A	R	R	R	R	A	R	R	F	F	B	56	60	66	54	31	28	24	23	A	R	F	B
20	A	42	R	B	B	B	A	A	B	B	B	B	B	B	B	B	B	B	B	A	R	A	R	A
21	A	B	A	B	B	B	B	B	A	B	B	B	B	B	B	R	47	44	B	B	B	R	J	R
22	F	A	A	B	B	A	A	B	B	B	B	B	B	B	B	B	B	B	F	B	B	R	F	R
23	R	A	A	A	A	B	B	B	B	B	B	B	B	B	B	B	B	B	R	A	B	B	A	A
24	A	R	A	A	R	R	A	A	R	24	36	48	50	52	B	36	25	20	B	B	B	A	A	B
25	A	A	A	A	A	F	F	A	B	A	B	B	R	B	56	52	58	B	B	B	B	B	A	A
26	33	A	A	A	A	B	B	B	B	A	34	B	B	B	B	B	42	B	R	B	B	B	B	Y
27	B	R	R	A	A	A	A	B	A	A	J	R	51	52	U	R	44	24	18	17	F	R	B	B
28	B	B	B	R	R	A	A	B	F	24	28	38	47	54	50	J	R	44	31	30	R	Y	B	Y
29	Y	A	A	B	B	F	F	F	F	F	38	47	42	47	U	R	44	35	31	22	14	A	A	B
30	A	A	Y	A	A	A	F	R	R	24	23	26	42	47	B	R	48	F	F	R	B	A	A	A
31	A	A	A	A	A	R	A	A	B	B	B	B	B	B	D	R	B	B	B	B	B	B	A	A
	00	01	02	03	04	05	06	07	08	09	10	11	12	13	14	15	16	17	18	19	20	21	22	23
CNT	3	3	2	5	4	5	11	9	10	8	16	12	14	15	17	17	13	17	9	5	1	3	6	4
MED	R	32	R	R	30	R	25	F	23	24	24	31	42	45	48	46	44	29	28	22	18	R	R	R
U Q	33	42		28	32	30	32	24	27	27	36	47	54	52	50	48	33	30	24	20		28	30	30
L Q	R	F		24	28	25	22	F	F	F	28	38	42	45	42	35	22	21	20	15		R	26	26

JUL.2011 foF2 (0.1MHz)

NATIONAL INSTITUTE OF INFORMATION AND COMMUNICATIONS TECHNOLOGY, JAPAN

IONOSPHERIC DATA STATION SHOWA-ST.

JUL. 2011 ftEs (0.1MHz) 45° E MEAN TIME (G.M.T. + 3 H)

LAT. 69°00.4'S LON. 039°35.4'E SWEEP 1.0MHz TO 15.0MHz IN 15.0SEC IN MANUAL SCALING

H D	00	01	02	03	04	05	06	07	08	09	10	11	12	13	14	15	16	17	18	19	20	21	22	23								
1	28	37	35	40	40	36	32	B	71	68	B	38	32	B	B	B	B	31	41	40	38	43	42	42								
2	38	38	38	41	36	30	32	E	B	B	E	B	11	16	35	30	24	E	B	B	19	E	B	E	B	17	40	76				
3	98	70	52	43	35	B	B	B	B	42	34	31	29	25	16	17	22	34	21	17	B	B	B	32								
4	E	B	E	B	22	34	43	41	30	23	27	29	33	B	B	B	39	E	B	B	E	B	E	B	39	46	84	70				
5	58	38	33	39	32	23	34	B	B	B	B	B	B	B	B	B	B	B	B	B	B	B	B	B	30	36	43					
6	39	41	48	43	40	44	44	48	B	B	B	B	B	B	B	B	B	B	B	B	B	B	B	B	30	36	37					
7	31	42	39	B	46	42	21	21	K	E	B	B	B	B	B	E	B	B	B	B	B	B	B	B	B	27	42					
8	49	50	40	B	47	44	39	33	B	B	B	B	B	B	B	29	B	B	B	57	B	23	B	B	B	B	28					
9	40	B	72	42	42	35	34	B	B	28	31	16	23	24	E	B	B	B	E	B	B	B	B	B	35	36						
10	38	40	46	40	42	42	65	B	33	33	34	B	B	B	B	B	B	E	B	E	B	B	B	E	B	12	29	35	29			
11	42	40	55	52	B	B	42	42	24	20	20	E	B	B	B	B	B	B	E	B	B	B	B	B	B	39	34	40				
12	44	39	40	70	40	42	44	43	B	B	16	18	20	17	16	20	14	B	B	B	B	B	B	B	B	B	B	K	23			
13	B	B	34	30	B	B	B	B	B	30	18	28	19	19	22	29	19	19	B	B	B	B	B	B	B	B	B	B	14			
14	18	24	22	41	43	B	35	K	B	B	34	B	B	E	B	B	B	B	E	B	B	B	B	B	25	38						
15	42	34	69	41	42	33	28	38	B	B	18	17	17	24	23	16	14	22	31	31	15	B	B	B	B	B	32					
16	20	28	41	42	33	32	28	16	K	B	32	27	B	B	B	B	B	24	22	19	17	17	24	B	B	20						
17	B	32	42	60	44	K	30	38	B	B	23	E	B	13	17	24	25	19	19	15	E	B	E	B	B	B	B	34				
18	43	70	S	34	49	34	42	32	34	28	33	34	B	24	20	E	B	B	E	B	B	B	B	B	B	B	24	40				
19	34	36	40	34	25	36	30	32	31	27	31	B	26	18	E	B	E	B	E	B	B	13	14	17	24	41	34	39	B			
20	59	44	33	B	B	B	B	33	42	B	B	B	B	B	B	B	B	B	B	B	B	B	B	B	B	K	23	32	35	46		
21	70	B	40	B	B	B	B	B	40	B	B	B	B	B	B	E	B	E	B	B	B	B	B	B	B	K	17	34	44	39		
22	44	50	43	33	B	36	40	B	B	B	B	B	B	B	B	B	B	B	B	E	B	E	B	B	B	B	B	22	28	22		
23	19	38	38	48	38	B	B	B	B	B	B	B	B	B	B	B	B	B	E	B	B	B	B	B	B	B	B	B	30			
24	36	22	33	41	42	36	24	16	K	15	22	15	19	22	17	B	E	B	B	E	B	B	E	B	B	40	28	B	B			
25	24	31	35	40	32	30	29	30	B	36	B	B	B	B	25	B	E	B	E	B	B	B	B	B	B	B	B	30	38	32		
26	40	53	48	42	41	B	B	B	B	34	22	B	B	B	B	B	E	B	B	B	B	B	B	B	B	B	B	17	27			
27	B	30	27	38	40	33	32	B	37	32	E	B	E	B	24	E	B	24	23	19	E	B	E	B	K	B	B	B	B			
28	B	B	B	26	20	44	43	B	33	E	B	14	15	20	E	B	E	B	E	B	19	37	31	29	21	B	B	B	14	29		
29	16	30	28	30	B	23	E	B	E	B	E	B	E	B	B	E	B	B	B	E	B	B	E	B	B	B	B	21	32	32		
30	66	70	16	32	31	30	24	25	18	17	E	B	E	B	G	B	E	B	E	B	B	32	22	31	28	24	20	B	45	39	47	94
31	48	58	52	40	72	35	42	33	38	B	B	B	B	B	B	E	B	B	B	B	B	B	B	B	B	B	B	32	36	38		
	00	01	02	03	04	05	06	07	08	09	10	11	12	13	14	15	16	17	18	19	20	21	22	23								
CNT	27	27	30	27	24	23	26	18	17	18	19	13	15	15	17	17	14	21	16	10	13	18	20	28								
MED	40	38	40	41	40	36	32	31	31	28	20	18	24	E	B	E	B	E	B	E	B	23	32	36	35							
U Q	48	50	46	43	42	42	42	39	35	33	33	24	26	25	24	25	23	23	26	30	40	38	40	41								
L Q	28	31	33	34	34	30	29	21	E	B	E	B	E	B	E	B	E	B	E	B	E	B	E	B	17	29	28	29				

JUL. 2011 ftEs (0.1MHz)

NATIONAL INSTITUTE OF INFORMATION AND COMMUNICATIONS TECHNOLOGY, JAPAN

IONOSPHERIC DATA STATION SHOWA-ST.

JUL. 2011 fmin (0.1MHz) 45°E MEAN TIME (G.M.T. + 3 H)

LAT. 69°00.4'S LON. 039°35.4'E SWEEP 1.0MHz TO 15.0MHz IN 15.0SEC IN MANUAL SCALING

H D	00	01	02	03	04	05	06	07	08	09	10	11	12	13	14	15	16	17	18	19	20	21	22	23	
1	12	13	22	24	13	30	27	B	16	28	B	29	28	B	B	B	B	16	14	11	12	12	12	12	
2	11	12	13	13	12	11	11	12	13	B	11	10	12	20	14	15	B	12	12	11	B	12	12	14	
3	23	25	26	22	16	B	B	B	B	17	14	16	13	13	16	12	14	13	13	15	B	B	B	21	
4	24	12	12	12	15	12	12	12	11	11	12	B	B	B	25	22	B	15	12	13	12	12	13	13	
5	12	18	20	26	19	17	19	B	B	B	B	B	B	B	B	B	B	B	B	B	B	12	14	16	
6	18	13	19	24	20	23	18	13	B	B	B	B	B	B	B	B	B	B	B	B	B	12	12	13	
7	22	22	20	B	18	14	13	13	14	B	B	B	B	B	16	B	B	B	B	B	B	B	12	13	
8	15	15	17	B	B	21	12	12	13	B	B	B	B	B	21	B	B	B	26	B	15	B	B	13	
9	12	B	13	25	12	14	15	B	B	23	16	16	18	24	B	B	B	15	B	B	B	12	12		
10	12	12	12	18	22	14	13	B	23	13	13	B	B	B	B	B	14	15	12	B	12	12	13	17	
11	12	21	12	23	B	B	22	14	15	13	20	B	B	B	B	B	B	23	B	B	B	12	12	13	
12	13	13	18	13	23	20	17	13	B	B	13	18	20	17	16	20	14	B	B	B	B	B	B	19	
13	B	B	13	13	B	B	B	B	B	17	18	28	19	19	13	29	19	12	B	B	B	B	B	12	
14	11	12	15	14	18	B	12	14	B	B	26	B	B	29	B	B	B	20	B	B	B	B	12	11	
15	12	23	46	18	18	17	14	12	B	B	18	14	17	14	23	16	14	14	14	14	11	B	B	12	
16	12	12	11	13	14	13	12	12	13	B	B	B	B	B	B	B	18	14	13	14	14	12	B	12	
17	B	12	13	12	15	13	12	B	B	13	13	14	13	14	12	13	12	13	12	14	14	B	B	13	
18	12	14	22	13	14	13	12	12	12	16	16	B	18	20	B	26	B	B	B	B	B	14	12	B	
19	12	14	14	13	12	13	14	16	13	13	13	B	20	14	18	18	13	14	14	13	16	14	12		
20	16	16	15	B	B	B	26	23	B	B	B	B	B	B	B	B	B	B	B	B	18	17	14	11	13
21	14	B	23	B	B	B	B	B	25	B	B	B	B	B	20	15	12	B	B	B	12	12	13	12	
22	12	15	17	30	B	24	21	B	B	B	B	B	B	B	B	B	B	16	13	B	B	14	12	12	
23	12	12	20	20	25	B	B	B	B	B	B	B	B	B	B	B	B	23	23	B	B	19	B	11	
24	13	14	14	19	18	14	12	12	11	12	11	19	22	15	B	23	14	13	B	B	21	13	B	B	
25	12	11	12	14	12	12	12	20	B	18	B	B	25	B	24	20	B	B	B	B	B	12	11	12	
26	11	16	14	18	22	B	B	B	B	23	13	B	B	B	B	20	B	19	B	B	B	12	11		
27	B	12	12	14	16	13	13	B	15	20	20	18	17	24	18	19	13	12	12	B	B	B	B		
28	B	B	B	13	12	17	18	B	13	14	14	15	19	21	19	15	17	17	13	B	B	B	12	18	
29	12	12	12	12	B	12	14	14	13	13	13	20	15	16	15	12	14	12	14	12	12	B	27		
30	12	12	12	12	12	13	13	12	12	17	16	15	B	32	22	13	28	24	14	B	12	12	14	14	
31	21	12	20	15	14	12	15	22	14	B	B	B	B	B	37	B	B	B	B	B	B	12	12	12	
	00	01	02	03	04	05	06	07	08	09	10	11	12	13	14	15	16	17	18	19	20	21	22	23	
CNT	31	31	31	31	31	31	31	31	31	30	31	31	31	31	31	31	31	31	31	31	31	31	31	31	
MED	12	14	15	18	18	17	14	20	23	23	18	B	B	B	25	26	B	17	26	B	B	14	13	13	
U Q	21	21	20	24	B	B	B	B	B	B	B	B	B	B	B	B	B	B	B	B	B	B	B	17	
L Q	12	12	12	13	14	13	12	12	13	14	13	18	18	19	18	16	14	14	13	14	14	12	12	12	

JUL. 2011 fmin (0.1MHz)

NATIONAL INSTITUTE OF INFORMATION AND COMMUNICATIONS TECHNOLOGY, JAPAN

IONOSPHERIC DATA STATION SHOWA-ST.

JUL. 2011 h'F (KM)

45°E MEAN TIME (G.M.T. + 3 H)

LAT. 69°00.4'S LON. 039°35.4'E SWEEP 1.0MHz TO 15.0MHz IN 15.0SEC IN MANUAL SCALING

H D	00	01	02	03	04	05	06	07	08	09	10	11	12	13	14	15	16	17	18	19	20	21	22	23		
1	A	224	A	E A 262	A	A	B	A	A	B	A	A	B	B	B	B	A	218	A	A	A	A	A	A		
2	A	A	A	A	A	A	E B 314	E B 314	B	B	242	194	250	222	O 210	196	B	A	230	204	B	196	A	A		
3	A	A	A	A	A	B	B	B	B	A		228	214	208	O 208	224	E A 266	A	A	Y	B	B	B	A		
4	B 214	190	A	208	A	A	214	E A 310	A	O 248	O 250	B	B	B	B	240	216	B	232	E B 248	206	A	A	A		
5	A	A	A	A	A	A	A	B	B	B	B	B	B	B	B	B	B	B	B	B	B	B	A	204	A	
6	A	A	A	A	A	A	A	A	B	B	B	B	B	B	B	B	B	B	B	B	B	B	A	A	A	
7	A	A	A	B	A	A	A	E B 324	B	B	B	B	B	B	B	194	B	B	B	B	B	B	B	A	224	
8	A	A	A	B	B	A	A	A	214	B	B	B	B	B	B	230	B	B	B	A	B	A	B	B	A	
9	A	B	A	A	A	A	A	B	B	A	A	O 226	220	220	B	B	B	E B 274	B	B	B	B	A	A	A	
10	A	A	A	A	A	A	230	B	A	A	A	B	B	B	B	B	208	E B 260	212	B	192	194	A	180	A	
11	A	A	A	A	B	B	A	A	A	A	242	B	B	B	B	B	B	218	B	B	B	B	B	B	A	
12	A	A	A	A	A	A	A	A	B	B	236	204	204	198	204	208	252	B	B	B	B	B	B	B	A	
13	B	B	224	A	B	B	B	B	B	A	260	254	198	198	194	208	226	E A 250	B	B	B	B	B	B	A	
14	A	A	A	A	A	B	A	A	B	B	A	B	B	B	234	B	B	236	B	B	B	B	B	A	A	
15	A	A	B	A	A	A	A	A	B	B	240	208	208	196	232	202	192	A	A	A	A	B	B	A	A	
16	198	A	A	A	A	A	258	198	E A 310	A	B	B	B	B	B	B	A	A	A	Y	Y	A	B	A	A	
17	B	A	A	A	A	A	222	B	B	278	226	214	198	192	O 204	O 194	198	214	214	O 228	A	B	B	A	A	
18	A	A	A	A	204	216	252	A	A	A	A	B	O 244	200	B	202	B	B	B	B	B	B	192	222	B	
19	202	A	224	222	196	240	210	E A 328	E A 302	210	256	B	202	228	O 194	O 194	232	O 246	O 246	E A 286	A	208	234	A	B	
20	A	196	A	B	B	B	A	A	B	B	B	B	B	B	B	B	B	B	B	A	A	208	224	A	A	
21	A	B	A	B	B	B	B	B	A	B	B	B	B	B	B	O 208	O 216	214	B	B	B	A	A	A	208	
22	A	A	A	B	B	A	A	B	B	B	B	B	B	B	B	B	B	236	206	B	B	A	A	A	A	
23	A	A	A	A	A	B	B	B	B	B	B	B	B	B	B	B	B	E B 252	A	B	B	A	B	A	A	
24	A	A	A	A	216	A	A	A	E A 256	A	208	224	200	200	O 196	O 212	236	E B 236	B	B	B	B	A	A	B	B
25	A	A	A	A	198	228	226	A	B	A	B	B	B	B	218	232	218	B	B	B	B	B	228	A	A	
26	E A 246	A	A	A	A	B	B	B	B	A	246	B	B	B	B	B	208	B	248	B	B	B	B	Y	A	A
27	B	A	A	A	A	A	A	B	A	A	210	212	198	198	198	202	186	244	244	B	B	B	B	B	B	
28	B	B	B	A	A	A	A	B	A	242	220	192	198	194	200	206	214	232	Y	B	B	B	Y	A	A	
29	Y	A	A	B	A	B	B	B	B	228	222	210	196	196	190	190	O 196	218	200	E B 302	A	A	B	A	A	
30	A	A	Y	A	A	A	A	A	E B 274	210	204	B	202	190	226	224	224	A	B	A	A	A	A	A	A	
31	A	A	A	A	196	216	A	A	B	B	B	B	B	B	B	B	230	B	B	B	B	B	A	A	A	A
	00	01	02	03	04	05	06	07	08	09	10	11	12	13	14	15	16	17	18	19	20	21	22	23		
CNT	4	3	2	4	6	3	7	4	6	7	14	12	14	15	17	17	13	16	9	5	1	5	5	4		
MED	204	196	224	228	199	228	222	283	E 310	238	238	211	203	200	204	206	213	232	216	U 216	192	208	224	215		
U Q	230	224		250	216	240	230	E 321	E B 314	274	246	225	218	220	230	216	229	E B 249	B 245	BE 294		218	233	223		
L Q	200	190		215	196	216	214	225	302	228	220	204	198	196	194	O 196	197	228	209	205		195	198	194		

JUL. 2011 h'F (KM)

NATIONAL INSTITUTE OF INFORMATION AND COMMUNICATIONS TECHNOLOGY, JAPAN

IONOSPHERIC DATA STATION SHOWA-ST.

AUG. 2011 f_{XI} (0.1MHz) 45° E MEAN TIME (G.M.T. + 3 H)

LAT. 69°00.4' S LON. 039°35.4' E SWEEP 1.0MHz TO 15.0MHz IN 15.0SEC IN MANUAL SCALING

H D	00	01	02	03	04	05	06	07	08	09	10	11	12	13	14	15	16	17	18	19	20	21	22	23				
1	A	A	B	R	R	A	B	B	B	B	B	B	B	B	B	B	O X 49	B	B	B	B	B	B	Y	R			
2	R	B	A	A	B	B	A	R		X 31	X 38	X 46	X 56	X 56	X 66	X 67	X 51	X 39	X 39	X 34	X 29	B	B	B	Y			
3	R	B	A	A	O X 35	B	R	B	X 35	X 53	X 48	X 58	X 54	X 65	X 46	X 46	X 46	B	A	Y	B	R	B	Y				
4	O X 34	A	R	Y	R	B	B	B	X 24	X 36	X 42	B	B	B	B	B	O X 38	O X 34	O X 30	O X 25	R	B	B	B				
5	A	B	R	B	A	A	B	A	A	B	B	B	B	B	B	B	B	O X 36	B	B	B	B	B	X 36				
6	A	B	B	R	B	B	B	A	X 67	B	B	B	B	B	B	B	B	B	B	B	R	B	B	B				
7	R	R	B	A	B	A	A	B	B	B	B	B	B	B	B	B	B	B	B	B	B	B	R	R	A			
8	B	A	A	A	B	B	A	B	B	B	B	B	B	B	X 64	B	B	B	B	B	B	B	B	R	A			
9	R	A	O X 38	A	A	A	R	O X 26	B	B	B	B	B	B	B	B	B	B	B	B	B	B	B	B	R			
10	A	A	A	A	A	A	R	R	R	B	B	B	B	B	B	B	B	B	B	B	B	B	B	O X 37				
11	R	R	A	R	R	A	R	A	B	X 43	R	O X 64	X 69	X 64	X 64	X 64	X 45	O X 37	B	X 32	B	B	B	B	A			
12	A	A	A	R	O X 23	B	A	A	O X 41	O X 50	X 69	X 55	X 62	X 55	X 48	X 48	X 48	B	B	B	B	B	Y	R	O X 32			
13	A	A	A	A	A	A	A	A	B	O X 44	O X 53	O X 63	B	X 59	X 54	X 44	X 45	X 40	X 26	B	B	B	B	A				
14	R	A	A	A	A	B	O X 37	A	B	B	X 50	X 50	B	B	O X 56	X 58	X 49	X 40	X 40	X 31	A	A	A	A				
15	B	A	B	B	A	A	B	A	B	B	B	O X 52	X 52	X 55	X 56	X 56	B	B	B	B	O X 24	B	A	A	A			
16	A	A	A	B	A	A			X 25	X 24	X 27	X 44	X 52	X 55	X 62	X 69	X 68	X 66	X 58	X 58	X 40	X 37	X 32	B	B	B	R	
17	R	A	B	A	B	B	B	R	B	X 41	B	B	B	B	X 68	X 66	X 58	X 58	X 40	X 37	X 32	X 22	X 22	X 22	Y	28		
18	41	A	O X 36	O X 37	A	A			29	29	34	46	52	59	70	63	58	62	63	40	37	32	22	X	A	Y	B	28
19	28	A	A	R	R	R	B	B	O X 31	O X 46	O X 48	X 64	X 73	O X 64	X 58	X 59	X 50	X 39	X 39	X 34	X 24	X 24	X 24	B	B	B	B	
20	R	A	51	32	X 23	X 31	X 36		B	X 36	X 46	X 51	X 58	X 58	X 69	X 64	X 48	X 42	X 39	X 39	X 34	X 24	X 24	B	R	O X 34	R	
21	A	A	A	66	O X 37	A	B		41	45	39	49	54	54	69	64	58	54	50	40	41	25	X 22	X 22	B	R	R	R
22	A	66	A	X 32	A	B			30	36	40	53	57	B	B	71	62	60	44	34	32	O X 24	O X 24	A	A	A	A	
23	O X 36	A	A	A	A	A			34	34	39	47	60	57	61	66	68	62	60	43	47	41	23	A	A	A	A	
24	O X 35	A	A	A	A	A	B	A	X 39	X 44	X 50	X 56	X 64	X 59	X 59	62	59	49	41	36	23	B	B	B	R	R	R	
25	B	A	A	A	A	A	X 32	X 29	X 39	X 49	X 55	X 61	X 64	X 76	X 75	70	68	52	42	36	B	Y	A	A	A	A	A	
26	A	A	A	R	R	Y			28	32	40	52	52	67	81	68	68	64	63	42	42	38	26	O X 26	B	A	X 28	
27	B	59	R	R	R	R	R	B	X 36	X 48	X 50	X 68	X 65	X 81	X 65	67	68	56	57	54	O X 36	O X 36	R	R	R	R	R	
28	R	R	O X 37	A	A	A	A	A	O X 40	X 47	X 52	X 56	X 64	X 70	X 70	72	60	62	41	40	28	X 28	X 28	B	A	A	A	
29	A	A	A	O X 38	A	A	A	O X 36	X 41	X 48	X 52	X 58	X 59	X 64	X 64	X 64	X 52	X 58	X 45	X 36	O X 32	O X 24	O X 24	B	Y	Y	Y	
30	R	R	A	A	O X 33	28	28	31	42	48	X 61	X 68	X 76	X 65	X 69	X 82	X 64	X 52	X 41	X 39	X 36	X 36	A	R	R	R	R	
31	A	A	A	R	R	R	X 29	X 32	X 48	X 58	X 61	X 64	X 72	X 74	X 75	70	66	69	43	31	27	A	A	B	B	B	B	
	00	01	02	03	04	05	06	07	08	09	10	11	12	13	14	15	16	17	18	19	20	21	22	23				
CNT	3	4	4	5	2	5	10	11	18	21	21	22	20	21	18	21	21	20	18	20	12	1	1	6				
MED	34	48	O X 38	X 37	X 28	O X 31	X 30	X 31	X 39	X 46	X 52	X 58	X 64	X 65	X 66	X 62	X 52	X 42	X 41	X 32	O X 25	O X 24	O X 34	X 32				
U Q	41	62	44	52		O X 36	36	34	40	48	54	64	70	69	69	66	63	52	42	37	30			36				
L Q	28	O X 36	O X 36	32		26	28	29	34	41	50	55	58	64	58	55	47	40	39	30	23			28				

IONOSPHERIC DATA STATION SHOWA-ST.

AUG. 2011 foF2 (0.1MHz)

45°E MEAN TIME (G.M.T. + 3 H)

LAT. 69°00.4'S LON. 039°35.4'E SWEEP 1.0MHz TO 15.0MHz IN 15.0SEC IN MANUAL SCALING

H D	00	01	02	03	04	05	06	07	08	09	10	11	12	13	14	15	16	17	18	19	20	21	22	23	
1	A	A	B	A	R	A	B	B	B	B	B	B	B	B	B	B	R 43	B	B	B	B	B	B	Y	A
2	A	B	A	A	B	B	A	R	F 20	32	40	50	U 50	R 60	R 61	45	33	33	28	23	R	B	B	B	Y
3	R	B	A	A	A	R 29	B	R	B	29	F 43	42	J 52	R 48	59	40	R 40	B	A	Y	B	R	B	Y	
4	R 28	A	R	Y	A	B	B	B	18	30	J 36	B	B	B	B	B	R 32	R 28	F 20	R 19	R	B	B	B	
5	A	B	R	B	A	A	B	A	A	B	B	B	B	B	B	B	B	R 30	B	B	B	B	B	30	
6	A	B	B	A	B	B	B	A	61	B	B	B	B	B	B	B	B	B	B	A	B	B	B	B	
7	R	R	B	A	B	A	A	B	B	B	B	B	B	B	B	B	B	B	B	B	B	B	A	R	A
8	B	A	A	A	B	B	A	B	B	B	B	B	B	58	B	B	B	B	B	B	B	B	B	R	A
9	R	A	R 32	A	A	A	R	R 20	B	B	B	B	B	B	B	B	B	B	B	F 20	B	B	B	R	
10	A	A	A	A	A	A	A	A	A	B	B	B	B	B	B	B	B	B	B	B	B	B	B	R 31	
11	A	R	A	R	R	A	R	A	B	37	R	R 58	63	58	R	B	R	F 35	R 31	B	26	B	B	B	A
12	A	A	A	A	B	R 17	B	A	A	35	44	63	R 49	56	R 49	42	R	B	B	B	B	Y	A	R 26	
13	A	A	A	A	A	A	A	A	A	B	38	U 47	57	B	53	48	33	39	34	20	B	B	B	A	
14	R	A	A	A	A	B	R	A	B	B	R	44	44	B	U 50	R 52	43	34	34	21	F	A	A	A	A
15	B	A	B	B	A	A	B	A	B	B	B	R 46	46	49	B	50	B	B	B	B	R 18	B	A	A	A
16	A	A	A	B	A	A	F 16	F 15	21	38	R 46	J 49	R 56	63	B	B	B	B	B	B	B	B	B	R	
17	A	A	B	A	B	B	B	R	B	35	B	B	B	62	60	52	B	B	B	B	B	B	B	R	
18	A	A	R 30	31	A	A	F 19	F 19	F 24	40	46	53	64	57	52	52	F 57	34	31	26	16	A	Y	A	
19	A	A	A	A	A	A	B	B	25	R 40	R 42	58	63	F 58	52	53	44	33	33	24	F 18	B	B	B	
20	A	A	A	F 20	17	F 20	F 22	B	F 25	40	R 45	52	U 52	R 63	R	58	R 42	36	33	B	R	B	27	A	
21	A	A	A	A	A	F 31	F 27	F 26	33	43	48	J 48	R 63	58	52	48	44	34	29	F 19	16	B	A	A	
22	A	A	A	26	A	B	A	24	30	34	47	46	B	B	F 60	F 52	54	38	26	21	F 18	A	A	A	
23	A	30	A	A	A	A	F 24	F 21	F 30	41	54	51	55	60	62	56	54	F 34	41	30	F 15	A	A	A	
24	A	R 29	A	A	A	A	B	A	30	38	44	50	58	53	53	J 56	R 53	R 43	35	24	F 13	B	B	A	
25	B	A	A	A	A	A	R 26	23	33	43	49	J 55	R 58	70	69	F 61	62	46	36	30	R	Y	A	A	
26	A	A	A	R	R	Y 18	F 26	34	46	46	61	75	62	62	58	J 57	R 36	36	27	F 17	F	B	A	22	
27	B	A	A	R	A	A	A	B	30	42	44	62	59	J 75	R 59	J 61	R 62	50	51	42	F 30	R	R	R	R
28	A	A	R 31	A	A	A	A	A	34	41	46	50	58	F 60	F 60	F 62	F 51	56	35	29	F 22	B	A	A	
29	A	A	A	R 32	A	A	A	R 30	35	42	46	52	53	58	B	58	R 46	52	39	30	R 21	F 18	R	Y	
30	R	R	A	A	R 27	F 19	F 17	F 21	36	42	55	62	70	59	63	J 76	R 58	J 46	35	27	F 24	F	A	A	F 22
31	A	A	A	A	A	A	R 23	F 20	F 38	52	J 55	R 58	66	J 68	R 69	F 60	F 60	J 63	R 37	F 20	F 17	A	A	B	
	00	01	02	03	04	05	06	07	08	09	10	11	12	13	14	15	16	17	18	19	20	21	22	23	
CNT	1	2	3	4	2	5	10	11	18	21	21	22	20	21	18	21	21	20	18	20	12	1	1	5	
MED	R 28	30	R 31	28	22	20	F 22	F 21	30	40	46	52	58	59	60	53	46	36	34	F 24	18	R 18	27	26	
U Q			R 32	32	30	26	R 26	F 26	34	42	48	58	63	62	62	59	57	46	36	F 28	22			30	
L Q			R 30	23	18	18	F 20	F 20	25	35	44	48	52	58	52	49	R 41	34	31	F 20	16			22	

AUG. 2011 foF2 (0.1MHz)

NATIONAL INSTITUTE OF INFORMATION AND COMMUNICATIONS TECHNOLOGY, JAPAN

IONOSPHERIC DATA STATION SHOWA-ST.

AUG. 2011 ftEs (0.1MHz) 45° E MEAN TIME (G.M.T. + 3 H)

LAT. 69°00.4'S LON. 039°35.4'E SWEEP 1.0MHz TO 15.0MHz IN 15.0SEC IN MANUAL SCALING

H D	00	01	02	03	04	05	06	07	08	09	10	11	12	13	14	15	16	17	18	19	20	21	22	23		
1	44	40	B	34	31	40	B	B	B	B	B	B	B	B	B	B	E B	B	B	B	B	B	B	20	K 30	
2	30	B	39	36	B	B	36	24	E B	15	15	19	22	E B	E S	23	24	21	18	16	14	15	B	B	B	16
3	18	B	43	70	41	30	B	25	B	29	G	24	26	36	24	24	E B	B	B	46	20	B	27	B	14	
4	32	39	K 18	15	30	B	B	E B	E B	E B	E B	B	B	B	B	B	E B	24	20	14	13	18	B	B	B	
5	31	B	22	B	35	43	B	43	44	B	B	B	B	B	B	B	B	E B	B	B	B	B	B	B	E B 26	
6	73	B	B	34	B	B	B	43	33	B	B	B	B	B	B	B	B	B	B	B	B	27	B	B	B	
7	22	20	B	48	B	38	40	B	B	B	B	B	B	B	B	B	B	B	B	B	B	B	25	G 21	K 31	
8	B	58	63	69	B	B	32	B	B	B	B	B	E B	B	B	B	B	B	B	B	B	B	B	B	G 40	
9	16	33	42	46	36	36	23	15	B	B	B	B	B	B	B	B	B	B	B	E B	B	B	B	B	G 16	
10	27	32	34	42	36	39	33	33	28	B	B	B	B	B	B	B	B	B	B	B	B	B	B	B	B	
11	28	24	30	22	22	37	32	40	B	K 25	25	21	23	46	B	B	24	20	20	B	E B	B	B	B	B	
12	44	35	36	28	B	K 15	B	40	34	E B	24	28	33	25	20	24	30	B	B	B	B	B	14	25	35	
13	38	32	42	31	33	38	39	41	35	B	B	E B	E B	B	B	G	23	20	14	13	16	B	B	B	26	
14	18	38	42	41	41	B	43	42	B	B	E B	B	B	B	E B	E B	E B	E B	E B	E B	E B	E B	39	37	40	43
15	B	96	B	B	41	32	B	32	B	B	E B	B	27	24	25	B	26	B	B	B	E B	B	36	46	48	
16	42	73	69	B	37	34	17	15	15	16	22	22	E B	E B	B	B	B	B	B	B	B	B	B	B	B	18
17	30	34	B	36	41	B	B	27	B	G 15	B	B	B	E B	B	28	21	20	B	B	B	B	B	B	B	24
18	32	38	36	38	44	47	29	16	E B 13	17	G	25	31	24	36	29	23	40	34	E B 12	E B 12	22	15	24		
19	24	32	44	28	22	26	B	E B	E B	E B	E B	E B	E B	E B	E B	E B	E B	E B	E B	E B	E B	E B	B	B	B	
20	24	33	30	38	35	26	24	B	E B	B	G	E B	30	23	29	26	G	26	16	33	B	23	34	28		
21	30	53	51	50	43	35	21	E B 15	E B 14	16	21	32	31	25	24	23	20	14	28	E B 12	E B 12	B	B	B		
22	26	28	34	30	56	B	31	25	E B 15	19	24	24	B	B	B	K 26	23	31	23	33	43	36	30	41	41	
23	38	40	43	44	42	42	31	E B 15	18	21	18	25	25	25	25	18	G	20	13	13	27	25	32	35	42	
24	39	43	47	44	44	33	B	36	25	18	22	23	26	23	24	22	25	17	13	15	E B 12	B	B	B	26	
25	B	43	40	34	36	39	33	16	E B 15	19	24	25	25	26	28	31	G	19	17	E B 16	E B 21	B	16	39	41	
26	34	33	42	26	22	15	E B 14	E B 14	E B 14	17	18	25	27	20	G	G	25	24	E B 13	E B 13	E B 14	E B 12	B	29	24	
27	B	38	24	18	32	32	32	B	E B 14	E B 30	25	25	25	26	25	G	19	22	16	E B 12	24	37	K 21	K 19	18	
28	26	33	37	37	42	44	64	44	33	24	G	26	25	26	25	E B 25	25	22	E B 15	E B 13	32	39	B	33	40	
29	34	34	36	41	44	45	46	32	G 17	17	20	22	28	25	B	G	E B 24	E B 22	E B 23	E B 19	E B 17	E B 13	B	B	15	
30	20	26	35	42	35	22	E B 14	E B 14	E B 15	22	20	23	20	20	G	G	26	G	E B 22	E B 23	E B 17	E B 13	19	28	22	40
31	30	26	60	30	33	31	E B 15	E B 14	17	22	26	30	30	31	32	28	E B 26	B	K 17	E B 13	32	E B 12	30	28	B	
	00	01	02	03	04	05	06	07	08	09	10	11	12	13	14	15	16	17	18	19	20	21	22	23		
CNT	27	27	26	28	26	24	21	24	22	21	22	22	20	21	19	22	21	20	19	22	15	13	17	27		
MED	30	34	40	36	36	36	32	26	16	18	E G 22	24	26	24	24	22	21	E B 16	E B 14	E B 15	18	27	28	28		
U Q	38	40	43	43	42	40	38	40	28	24	25	27	28	30	26	25	24	20	28	24	36	31	37	40		
L Q	24	32	34	30	33	30	22	E B 15	E B 15	16	G	23	25	24	24	20	G	E B 20	E B 14	E B 13	E B 13	12	18	G	24	

AUG. 2011 ftEs (0.1MHz)

NATIONAL INSTITUTE OF INFORMATION AND COMMUNICATIONS TECHNOLOGY, JAPAN

IONOSPHERIC DATA STATION SHOWA-ST.

AUG. 2011 fmin (0.1MHz) 45° E MEAN TIME (G.M.T. + 3 H)

LAT. 69°00.4'S LON. 039°35.4'E SWEEP 1.0MHz TO 15.0MHz IN 15.0SEC IN MANUAL SCALING

D \ H	00	01	02	03	04	05	06	07	08	09	10	11	12	13	14	15	16	17	18	19	20	21	22	23
1	13	18	B	23	20	18	B	B	B	B	B	B	B	B	B	B	28	B	B	B	B	B	16	12
2	12	B	12	19	B	B	16	13	15	12	19	22	25	23	15	21	18	16	14	15	B	B	B	12
3	14	B	12	12	12	12	B	B	13	B	16	14	15	19	17	15	13	22	B	13	15	B	B	12
4	12	16	12	12	17	B	B	B	B	12	13	22	B	B	B	B	24	20	14	13	13	B	B	B
5	16	B	14	B	22	24	B	29	21	B	B	B	B	B	B	B	B	19	B	B	B	B	B	26
6	30	B	B	28	B	B	B	24	24	B	B	B	B	B	B	B	B	B	B	15	B	B	B	B
7	13	15	B	13	B	25	19	B	B	B	B	B	B	B	B	B	B	B	B	B	B	12	12	12
8	B	14	19	15	B	B	20	B	B	B	B	B	B	32	B	B	B	B	B	B	B	B	12	12
9	12	12	13	18	26	16	15	13	B	B	B	B	B	B	B	B	B	B	B	14	B	B	B	14
10	13	15	14	32	22	14	12	14	14	B	B	B	B	B	B	B	B	B	B	B	B	B	B	12
11	11	11	15	12	14	18	13	21	B	16	14	18	23	46	B	18	15	20	B	15	B	B	B	13
12	14	15	12	13	B	13	B	14	15	24	22	18	18	17	24	30	B	B	B	B	B	12	11	12
13	12	12	12	13	13	24	26	14	14	B	29	29	23	B	18	15	13	14	13	16	B	B	B	12
14	12	12	12	29	28	B	12	12	B	B	18	27	B	B	26	20	21	13	12	12	12	12	12	12
15	B	13	B	B	14	20	B	26	B	B	B	27	21	17	B	25	B	B	B	14	B	12	13	12
16	12	13	14	B	12	16	14	12	12	13	13	15	27	56	B	B	B	B	B	B	B	B	B	12
17	11	13	B	20	37	B	B	18	B	14	B	B	B	28	15	14	B	B	B	B	B	B	B	12
18	11	12	14	14	14	13	12	12	13	12	15	13	13	16	13	13	13	12	12	12	12	13	12	12
19	12	12	12	12	12	12	B	B	B	16	29	24	27	30	24	21	22	19	14	13	12	12	B	B
20	12	12	12	12	12	12	12	B	18	12	24	19	23	18	26	16	15	13	12	B	18	B	12	12
21	12	24	12	18	14	14	12	15	14	11	15	14	13	14	13	12	12	12	12	12	12	B	11	12
22	12	13	12	11	20	B	15	13	15	12	14	13	B	B	18	17	15	12	13	13	13	12	14	13
23	13	13	20	20	15	13	12	15	14	12	15	15	16	18	14	15	12	13	13	11	12	13	12	12
24	13	14	12	23	18	20	B	17	12	12	14	13	14	17	14	13	11	12	11	12	12	B	B	13
25	B	12	21	20	18	12	12	13	13	19	15	17	15	18	18	15	14	12	16	21	B	12	11	14
26	13	16	12	13	13	13	14	14	11	13	14	15	18	16	16	14	15	13	13	14	12	B	12	12
27	B	13	12	13	13	20	15	B	14	30	15	18	16	19	16	16	12	12	12	12	12	15	13	12
28	12	12	12	12	17	19	14	14	16	15	17	18	18	17	14	25	15	15	13	12	13	B	12	12
29	12	11	12	14	15	13	13	14	13	12	12	22	18	25	B	17	24	22	12	19	13	13	B	13
30	12	13	17	15	13	11	14	14	13	15	14	15	15	16	19	19	22	23	17	13	12	12	11	11
31	12	12	12	19	12	12	15	14	14	13	16	20	20	20	18	19	26	12	13	11	12	12	12	B
	00	01	02	03	04	05	06	07	08	09	10	11	12	13	14	15	16	17	18	19	20	21	22	23
CNT	31	31	31	31	31	31	31	31	31	31	31	31	31	31	31	31	31	31	31	31	31	31	31	31
MED	12	13	12	15	17	18	15	14	15	16	18	20	23	24	21	19	22	19	14	15	B	B	14	12
U Q	14	16	B	23	26	25	B	B	B	B	B	B	B	B	B	B	B	B	B	B	B	B	B	13
L Q	12	12	12	13	13	13	13	13	13	12	14	15	18	17	15	15	15	13	13	12	12	12	12	12

AUG. 2011 fmin (0.1MHz)

NATIONAL INSTITUTE OF INFORMATION AND COMMUNICATIONS TECHNOLOGY, JAPAN

IONOSPHERIC DATA STATION SHOWA-ST.

AUG. 2011 h'F (KM)

45°E MEAN TIME (G.M.T. + 3 H)

LAT. 69°00.4'S LON. 039°35.4'E SWEEP 1.0MHz TO 15.0MHz IN 15.0SEC IN MANUAL SCALING

H D	00	01	02	03	04	05	06	07	08	09	10	11	12	13	14	15	16	17	18	19	20	21	22	23				
1	A	A	B	A	A	A	B	B	B	B	B	B	B	B	B	B	218	B	B	B	B	B	B	Y	A			
2	A	B	A	A	B	B	A	A	E B	Q	280	218	226	210	196	208	218	190	230	208	214	208	B	B	Y			
3	A	B	A	A	A	A	B	A	B	230	184	174	206	200	200	196	222	B	A	Y	B	A	B	Y				
4	A	A	A	Y	A	B	B	E B	B	268	214	206	B	B	B	B	210	206	234	234	B	A	B	B				
5	A	B	A	B	A	A	B	A	A	B	B	B	B	B	B	B	B	210	B	B	B	B	B	E B	272			
6	A	B	B	A	B	B	B	A	A	B	B	B	B	B	B	B	B	B	B	B	A	B	B	B	B			
7	A	A	B	A	B	A	A	B	B	B	B	B	B	B	B	B	B	B	B	B	B	B	A	A	A			
8	B	A	A	A	B	B	A	B	B	B	B	B	E B	B	B	B	B	B	B	B	B	B	B	A	A			
9	A	A	216	A	A	A	A	A	B	B	B	B	B	B	B	B	B	B	B	B	216	B	B	B	A			
10	A	A	A	A	A	A	A	A	A	B	B	B	B	B	B	B	B	B	B	B	B	B	B	B	204			
11	A	A	A	A	A	A	A	A	B	234	226	224	204	254	B	212	192	202	B	238	B	B	B	B	A			
12	A	A	216	A	B	220	B	A	A	260	242	208	196	204	204	222	B	B	B	B	B	Y	A	208				
13	A	A	A	A	A	A	A	A	A	B	224	226	220	B	222	208	192	222	196	E B	228	B	B	B	A			
14	A	A	A	A	A	B	202	A	B	E A	E B	B	B	B	204	208	192	214	208	Q	Q	A	A	A	A			
15	B	A	B	B	A	A	B	A	B	B	B	244	E A	A	A	B	236	B	B	B	236	B	A	A	A			
16	A	A	A	B	A	A	A	A	A	194	230	222	230	228	E B	B	B	B	B	B	B	B	B	B	A			
17	A	A	B	A	B	B	B	A	B	202	B	B	B	B	222	204	204	B	B	B	B	B	B	B	A			
18	A	A	220	188	A	A	A	E A	E B	294	246	216	224	196	206	194	200	188	Q	Q	194	208	204	212	B	A	A	A
19	A	A	A	A	A	A	B	B	E B	E B	B	B	B	B	228	204	198	E B	188	206	198	190	208	B	B	B	B	
20	A	A	A	A	A	A	A	B	B	262	222	206	216	204	214	202	224	198	202	204	B	A	B	196	A	A	A	
21	A	A	A	A	A	232	196	280	Q	242	200	208	202	206	194	196	196	186	190	184	194	236	B	A	A	A		
22	A	A	A	E A	A	B	A	E A	A	306	336	250	198	210	198	B	220	200	204	204	226	258	252	A	A	A	A	
23	A	218	A	A	A	A	222	306	260	202	210	200	200	204	208	214	200	184	206	202	Q	Q	Q	Q	A	A	A	
24	A	216	A	A	A	A	B	A	E A	276	202	218	218	220	210	204	220	208	206	206	216	E B	262	B	B	A	A	
25	B	A	A	A	A	A	220	A	246	222	210	210	194	210	200	204	206	190	210	252	B	Y	A	A	A	A		
26	A	A	A	A	A	A	B	E B	262	236	218	202	212	232	206	196	194	202	182	206	206	210	B	A	E A	274	A	
27	B	A	A	A	A	A	A	B	210	240	226	206	192	226	202	202	206	198	Q	Q	Q	Q	A	A	A	A	A	
28	A	A	222	A	A	A	A	A	A	224	224	224	202	216	214	214	202	Q	Q	Q	Q	222	206	B	A	A	A	
29	A	A	A	220	A	A	A	A	A	192	216	202	216	208	B	222	222	206	196	Q	E B	240	E B	B	Y	Y	Y	
30	A	A	A	A	210	A	B	288	196	232	222	206	216	206	206	220	212	204	196	Q	Q	Q	Q	A	A	210	A	
31	A	A	A	A	A	A	B	Q	Q	246	218	204	204	204	214	198	212	200	202	188	208	226	226	A	A	B	B	
	00	01	02	03	04	05	06	07	08	09	10	11	12	13	14	15	16	17	18	19	20	21	22	23				
CNT		2	4	3	1	2	4	7	15	21	22	22	20	21	19	22	21	20	18	20	12	1	1	5				
MED		217	218	U	210	226	211	U	275	232	218	218	208	206	207	204	207	204	204	206	218	217	E B	300	196	207	207	
U Q			221	E A	306		221	306	262	231	224	224	220	221	212	220	211	207	210	235	243			E	273			
L Q			216	188			199	262	218	202	208	202	201	204	200	200	195	192	198	Q	207	209			206			

AUG. 2011 h'F (KM)

NATIONAL INSTITUTE OF INFORMATION AND COMMUNICATIONS TECHNOLOGY, JAPAN

IONOSPHERIC DATA STATION SHOWA-ST.

SEP. 2011 f_{XI} (0.1MHz)

45°E MEAN TIME (G.M.T. + 3 H)

LAT. 69°00.4'S LON. 039°35.4'E SWEEP 1.0MHz TO 15.0MHz IN 15.0SEC IN MANUAL SCALING

H D	00	01	02	03	04	05	06	07	08	09	10	11	12	13	14	15	16	17	18	19	20	21	22	23	
1	B	B	B	40	O X 36	A O X 34	33	48	66	68	76	71	76	70	70	X	X	X	47	40	X	X	B	B	
2	A	X O 35	X X 34	A	A	R	33	36	B O	X O 63	X X 66	70	77	74	74	X O 68	X X 58	X X 58	X X 55	X X 40	X X 28	X X 24	A O 25	X X 25	
3	A	A	A	54	A	B	A	A	B	R	X	X	X	X	X	X	0	X	X O	X X	R	Y O	X X	A	
4	A O 39	X O 44	X X	A	A	X	A	B	B	B	B	R	X	X O	X X	X X	X O	X X	X X	X X	R	R O	X X	A	
5	B	A	A	X 48	A	A	R	X	X	X	X O	X X	X X	X X	X X	X X	X X	X X	X X	X O	X X	X X	A	A	
6	80	B O 34	X X 32	X	A	A	A	B	B	B	B	B	B	B	B	B	B O	X X	B	B	X X	B	R	A	
7	A	A	A	A	A	B	B	R	B O	X X 48	B O	X X 47	B	B O	X X 71	X X 72	B	B	B O	X O	X X	B	R	A	
8	R	Y	B	R	A	A	R	B	X	X	B	X	X	X	B	B	B	B	X	X	X	X	B	B	
9	B	B	B	B	B	B	B	B	B	B	X	X	X	X	B O	X	X	X	X	R	X	X	A	39	
10	42	B	B	B	B	B	B	B	B	A	R	B	B	B	B	B O	X O	X X	B	B	R	R	A	A	
11	A	B	B O	X 37	B	R	A	A	B	R	R O	X O	X O	X O	X O	X X	X X	X X	X X	X X	B	A O	X X	A	
12	A O 34	X X	A	71	O X 36	B	B	B	B	B	B	B	B	B	B	X	B	B	X	B	52	A	A	A	
13	B	A	B	B	B	B	B	B	B	B	B	B	B	B	B	B	B	B	B O	X X	38	35	28	56	
14	71	B	A	B	B	R	X O	X X	X X	X X	X X	X O	X X	X X	X X	X X	X X	X O	X X	X O	X X	Y	A		
15	42	A	R	A	A	R	37	O X 46	X O 48	B	B O	X X 71	X X 77	X X 67	X X 79	X X 79	X X 72	X X 70	X X 59	X X 63	X X 57	X X 32	B O	X X 36	
16	A	A	B	R	A	A O	X X 41	X O 45	X X 49	X O 59	X X 58	X X 66	X X 77	X X 77	X X 78	X X 77	X X 70	X X 71	X X 56	X X 56	X X 54	X X 32	B	B	
17	B	A	R	34	37	37	34	A	B	B	X	X	X	X	B	B	X	X	A	A	A	A	A	58	
18	A O 37	X X	40	32	A	R O	X X 36	X O 41	X X 41	X O 51	X O 52	X O 60	X X 66	X X 70	X X 67	X X 73	X X 78	X X 76	B O	X X	X O	X X	R	A	
19	A	A	X X	39	37	43	42	X O 43	X O 56	X O 58	X O 65	X O 74	X X 75	X X 80	X X 79	X X 81	X X 76	X X 70	X X 63	X X 63	50	49	37	26	
20	O X 24	X X	B O	X X 22	B	O X 39	X O 38	X X 48	B	B	X X 64	X X 73	B	X X 86	X X 81	B	B	X	X	72	70	65	O X 58	X X 50	X X 34
21	R	R	A O	X X 28	B O	X X 26	X O 39	X X 48	B	66	B O	X X 76	X O 80	X X 81	X X 92	X X 86	X X 86	X X 82	X X 71	X O	X O	X X	A	A	
22	A	A	A O	X X 45	R	42	40	O X 52	X O 62	X O 69	X X 71	X X 78	X O 82	X X 90	B	X X 84	X X 71	X X 71	X X 67	X X 56	X X 48	X O	X X	A	A
23	A	A	A	B	A	X O	X O	X X	X O	X O	X O	X O	X X	R O	X X	X X	X X	X X	X X	X O	X X	X X	43	38	28
24	B	56	A	30	39	O X 32	X O 42	X O 55	X O 54	X X 58	X X 82	X X 80	X X 80	B O	X X 86	X X 84	B O	X O	X O	X O	X X	X X	X X	X B	
25	A	R	41	R	X O 39	X O 39	X X 40	X X 42	B	X O 63	X X 77	X X 81	B	X X 89	X X 84	X X 82	X X 83	X X 78	X X 75	X O	X X	X X	R	B	
26	B	B	R	B	B	B	B	B	B	B	B	R	R	R	X 76	X 74	X 80	X 80	X 72	B	B	B	X	B	
27	R	R	B	B	B	B	B	B	B	B	B	B	B	B	B	B	B	B	B	B	B	B O	X X	R	A
28	B	B	B	A	A	X 37	B	B	B	B	B	B	B	B	B	B	X 58	B O	X O	X O	X X	X X	R	R	R
29	A	A	A	R	R O	X X 36	B	B	B	R	R	B	B	B	B	X 64	X 68	X 66	B O	X O	X O	X X	R	B	B
30	B	50	57	R	B	R	R	X O 51	X X 60	X O 66	X O 64	X X 70	B O	X O 86	X X 86	X X 86	X X 84	O X O	X O	X O	X X	X X	B	B	
31																									
	00	01	02	03	04	05	06	07	08	09	10	11	12	13	14	15	16	17	18	19	20	21	22	23	
CNT	5	7	7	13	6	11	14	15	12	15	16	21	17	19	19	22	23	23	22	24	22	20	8	7	
MED	42	O X 37	X X 41	X X 37	37	37	38	45	49	59	65	70	73	76	76	74	70	68	58	53	46	33	36	36	
U Q	76	50	44	46	39	42	40	48	58	66	68	75	77	83	81	81	80	72	69	58	54	50	39	56	
L Q	33	O X O 34	X X 34	O X O 31	X O X 36	X X 36	36	41	48	51	58	60	64	68	70	69	63	60	52	40	35	29	32	26	

SEP. 2011 f_{XI} (0.1MHz)

NATIONAL INSTITUTE OF INFORMATION AND COMMUNICATIONS TECHNOLOGY, JAPAN

IONOSPHERIC DATA STATION SHOWA-ST.

SEP. 2011 foF2 (0.1MHz) 45°E MEAN TIME (G.M.T. + 3 H)

LAT. 69°00.4'S LON. 039°35.4'E SWEEP 1.0MHz TO 15.0MHz IN 15.0SEC IN MANUAL SCALING

H D	00	01	02	03	04	05	06	07	08	09	10	11	12	13	14	15	16	17	18	19	20	21	22	23		
1	B	B	B	Y	R	A	R	F	F	F	F	70	65	70	64	60	F	57	54	F	F	23	15	B	B	
2	A	R		A	A	A	F	F	B	57	60	64	71	J	R	R	R	52	52	49	26	22	18	A	R	
3	A	A	A	A	A	B	A	A	B	A	48	54	57	62	J	R	R	Z	R	R	A	Y	R	A		
4	A	R	R	A	A	J	R	A	B	B	B	R	J	R	J	R	51	51	57	56	56	51	48	R	R	
5	B	A	A	J	R	A	A					R	J	R										A	A	
6	B	B	R		A	A	A	B	B	B	B	B	B	B	B	B	U	R	B	B	J	R	B	R	A	
7	A	A	A	A	A	B	B	R	B	R	B	U	R	B	B	R	J	R	B	B	B		R	B	A	
8	A	Y	B	R	A	A	R	B		J	R	B	J	R	J	R	B	B	B	B	40	34	20	20	F	B
9	B	B	B	B	B	B	B	B	B	B	61	62	68	69		B	69	58	56	41	R	Y	F	A	F	
10	F	B	B	B	B	B	B	B	B	A	R	B	B	B	B	B	B	R	R	B	B	R	A	A	A	
11	A	B	B	R	B	A	A	A	B	A	R	R	U	R	R	R	59	53	52	52	24	B	A	R	A	
12	A	R	A	A	R	B	B	B	B	B	B	B	B	B	B	J	R	B	B		50	B	A	A	A	
13	B	A	B	B	B	B	B	B	B	B	B	B	B	B	B	B	B	B	B	B	B	32	26	22	A	A
14	R	B	A	B	B	A				J	R	J	U	R	R	R	65	68	64	62	56	U	R	F	Y	
15	F	A	A	A	A	A	F	R	R	B	B	J	R	R	F	F	73	66	64	53	57	51	26	B	R	
16	A	A	B	A	A	A	35	39	43	53	52	60	71	71	72	71	71	64	65	48	50	48	20	F	B	
17	B	A	A	F	F	F	F	A	B	B	59	J	R	66	B	B	B	J	R	F	A	A	A	F	A	
18	A	R	F	F	A	R	R	R	R	R	R	J	R	R	R	F	F	F	F	B	R	50	34	17	F	A
19	A	A	35	33	F	F	F	F	R	R	52	59	68	69	J	R	74	73	75	70	60	57	55	F	F	
20	F	R	B	R	B	F	R	R	B	B	58	67		B	J	R	B	B	J	R	F	F	R	R	A	
21	R	R	A	R	B	R	33	42		60	B	U	R	J	R	J	R	J	R	J	R	R	R	F	A	
22	A	A	A	R	A	F	F	R		J	R	J	R	J	R	B	J	R	J	R	R	J	R	R	A	A
23	A	A	A	B	A	30	34	42	58	60	60	61	77	72	68	75	62	52	43	40	33	28	17	F	F	
24	B	A	A	F	F	R	U	R	J	R	J	R	R	B	R	J	R	B	R	U	R	41	44	28	B	
25	A	R	F	A	F	R	B	J	R	J	R	B	J	R	J	R	J	R		R					R	B
26	B	B	A	B	B	B	B	B	B	B	B	R	R	R	J	R	J	R	J	R	B	B	B	41	B	
27	A	A	B	B	B	B	B	B	B	B	B	B	B	B	B	B	B	B	B	B	B	B	B	28	R	A
28	B	B	B	A	A	R	B	B	B	B	B	B	B	B	B	B		52		41	32	25		R	R	
29	A	A	A	A	A		B	B	B	R	R	B	B	B	B		58	62	60		46	40		R	B	
30	B	F	A	R	B	A	R				R	R	B	U	R	R	J	R	F	R	R	56	36	B	B	
31																										
	00	01	02	03	04	05	06	07	08	09	10	11	12	13	14	15	16	17	18	19	20	21	22	23		
CNT	4	6	6	10	6	11	14	15	12	15	16	21	17	19	19	22	23	23	21	24	20	20	8	6		
MED	F	R	30	24	29	30	31	39	43	53	59	64	67	70	68	67	64	60	52	47	39	23	28	21		
U Q	F	33	32	33	30	32	34	42	52	60	60	69	71	77	75	75	74	66	62	52	45	34	31	29		
L Q	20	R	28	20	F	F	F	F	35	41	45	52	54	58	62	63	62	57	54	45	34	26	20	24	17	

SEP. 2011 foF2 (0.1MHz)

NATIONAL INSTITUTE OF INFORMATION AND COMMUNICATIONS TECHNOLOGY, JAPAN

IONOSPHERIC DATA STATION SHOWA-ST.

SEP. 2011 ftEs (0.1MHz) 45° E MEAN TIME (G.M.T. + 3 H)

LAT. 69°00.4'S LON. 039°35.4'E SWEEP 1.0MHz TO 15.0MHz IN 15.0SEC IN MANUAL SCALING

H D	00	01	02	03	04	05	06	07	08	09	10	11	12	13	14	15	16	17	18	19	20	21	22	23			
1	B	B	B	15	17	52	36	38	28	24	31	30	31	31	26	24	28	18	20	K	24	E	B	B	B		
2	27	31	37	39	42	24	26	24	BE	BE	B	28	28	26	E	B	23	24	17	E	BE	BE	B	B	B		
3	41	38	72	42	54	B	32	44	B	B	B	32	29	26	28	E	BE	BE	BE	B	31	37	17	34	55		
4	69	43	42	41	44	76	56	B	B	B	B	32	30	27	G	22	E	BE	BE	BE	BE	B	34	37	38	36	
5	B	32	32	30	46	48	37	E	B	B	B	B	26	22	G	22	27	G	E	BE	BE	B	34	41	54	34	
6	E	B	B	39	49	42	43	43	B	B	B	B	B	B	B	B	BE	B	B	BE	B	B	B	B	B	B	B
7	36	38	36	42	42	B	B	28	BE	B	B	26	B	BE	BE	B	B	B	BE	BE	BE	BE	B	B	28	30	
8	32	15	B	26	38	39	27	K	BE	BE	B	B	27	31	30	B	B	B	BE	BE	BE	BE	BE	B	B	B	
9	B	B	B	B	B	B	B	B	B	B	BE	B	28	32	31	31	B	26	28	27	30	32	32	41	62	41	
10	35	B	B	B	B	B	B	B	B	B	42	34	B	B	B	B	BE	BE	BE	B	B	27	36	40	44		
11	68	B	B	40	B	40	41	42	B	B	32	28	26	29	27	28	27	24	33	KE	B	B	40	40	42		
12	36	42	82	40	41	B	B	B	B	B	B	B	B	B	BE	B	56	B	BE	B	B	90	115	71	70		
13	B	51	B	B	B	B	B	B	B	B	B	B	B	B	B	B	B	B	B	BE	BE	BE	BE	BE	BE	BE	
14	41	B	41	B	B	34	KE	BE	BE	BE	BE	BE	B	30	30	26	25	25	22	E	BE	BE	BE	BE	BE	BE	
15	35	35	35	40	40	34	KE	BE	BE	B	B	BE	BE	B	58	29	28	28	28	29	E	BE	BE	BE	BE	BE	
16	38	37	B	37	40	38	30	28	25	28	24	24	G	G	G	29	24	G	G	GE	BE	BE	BE	BE	B	B	
17	B	33	30	28	E	B	16	48	38	B	B	29	G	G	B	B	BE	B	56	32	42	49	72	30	82	63	
18	70	50	72	34	37	31	24	G	G	26	28	32	30	29	28	24	31	24	B	BE	BE	BE	BE	BE	BE	BE	
19	33	38	42	43	32	34	24	23	G	G	GE	B	54	34	31	31	30	31	31	16	16	18	E	BE	BE	BE	B
20	16	18	B	16	B	E	B	20	B	B	30	31	B	GE	B	B	B	BE	BE	BE	BE	BE	BE	BE	BE	B	K
21	30	24	29	21	BE	BE	BE	B	BE	B	BE	BE	BE	BE	B	32	30	GE	BE	BE	BE	BE	BE	BE	BE	BE	B
22	30	32	34	42	42	31	20	18	G	G	G	28	35	32	32	BE	B	63	28	25	19	13	13	23	36	33	
23	32	40	42	B	36	32	34	G	GE	B	G	21	31	22	22	G	G	G	K	KE	BE	BE	BE	BE	BE	BE	B
24	B	32	32	25	15	E	BE	B	GE	BE	BE	BE	B	B	G	B	25	29	BE	BE	BE	BE	BE	BE	BE	B	B
25	33	26	30	K	32	24	20	26	BE	BE	BE	BE	B	BE	B	G	G	GE	BE	BE	BE	BE	BE	BE	BE	B	B
26	B	B	K	25	B	B	B	B	B	B	BE	BE	BE	BE	BE	BE	BE	BE	BE	BE	BE	BE	BE	BE	BE	BE	B
27	33	30	B	B	BE	B	B	B	B	B	B	B	B	B	B	B	B	B	B	B	B	B	B	B	B	B	B
28	76	B	B	40	37	E	B	B	B	B	B	B	B	B	B	B	26	B	30	24	20	25	27	30	B	B	
29	30	32	36	34	33	23	B	B	BE	B	30	31	B	B	B	BE	B	38	39	GE	B	BE	BE	BE	BE	B	B
30	B	34	35	28	B	A	34	30	24	20	21	21	BE	B	54	25	25	G	27	21	E	BE	BE	BE	BE	B	B
31																											
	00	01	02	03	04	05	06	07	08	09	10	11	12	13	14	15	16	17	18	19	20	21	22	23			
CNT	22	22	20	23	20	22	21	19	12	19	19	23	19	20	19	22	23	23	23	26	26	28	24	22			
MED	34	34	36	37	39	32	28	22	E	G	26	28	30	28	27	E	GE	GU	E	BE	BE	BE	BE	BE	BE	BE	B
U Q	41	38	42	41	42	40	36	30	24	32	31	32	31	32	29	36	29	32	27	26	27	31	39	42			
L Q	32	31	32	28	32	23	21	G	G	G	G	G	G	G	G	G	G	G	E	BE	BE	BE	BE	BE	BE	BE	B

SEP. 2011 ftEs (0.1MHz)

NATIONAL INSTITUTE OF INFORMATION AND COMMUNICATIONS TECHNOLOGY, JAPAN

IONOSPHERIC DATA STATION SHOWA-ST.

SEP. 2011 fmin (0.1MHz) 45° E MEAN TIME (G.M.T. + 3 H)

LAT. 69°00.4'S LON. 039°35.4'E SWEEP 1.0MHz TO 15.0MHz IN 15.0SEC IN MANUAL SCALING

H D	00	01	02	03	04	05	06	07	08	09	10	11	12	13	14	15	16	17	18	19	20	21	22	23
1	B	B	B	12	12	13	234	13	12	14	23	14	14	13	15	14	13	12	12	12	12	12	B	B
2	12	13	18	12	12	12	12	14	B	25	28	14	14	14	29	14	12	13	12	12	13	11	12	12
3	12	17	15	14	28	B	22	14	B	24	19	16	17	16	14	36	28	28	20	14	13	14	12	13
4	13	12	13	12	24	14	20	B	B	B	16	15	19	18	18	24	36	20	14	16	12	12	12	
5	B	25	20	18	24	16	12	22	13	13	13	17	18	18	17	13	17	13	14	14	12	12	12	28
6	58	B	12	13	20	18	22	B	B	B	B	B	B	B	B	B	38	B	B	23	B	15	11	13
7	12	13	15	23	21	B	B	21	B	38	21	B	B	29	36	B	B	B	19	16	B	12	12	B
8	13	12	B	16	13	14	20	B	17	23	B	22	24	20	B	B	B	B	16	14	12	14	B	B
9	B	B	B	B	B	B	B	B	B	B	28	23	20	20	B	18	15	13	12	29	12	13	14	12
10	12	B	B	B	B	B	B	B	B	22	22	B	B	B	B	B	21	22	B	B	12	12	12	15
11	18	B	B	13	B	25	20	21	B	20	18	18	20	21	18	17	19	17	24	12	B	12	12	12
12	27	12	26	36	13	B	B	B	B	B	B	B	B	B	B	56	B	B	27	B	14	14	14	14
13	B	22	B	B	B	B	B	B	B	B	B	B	B	B	B	B	B	B	B	24	17	16	12	10
14	11	B	14	B	B	13	16	22	21	27	25	28	19	23	18	25	14	15	26	20	15	12	12	12
15	13	20	14	24	27	18	13	18	22	B	B	58	29	20	18	15	14	18	13	13	18	17	B	12
16	12	16	B	15	21	12	14	14	16	16	20	19	22	22	16	16	16	12	14	12	12	12	B	B
17	B	12	11	13	14	11	12	24	B	B	26	22	18	B	B	B	56	24	12	12	14	11	13	12
18	12	13	11	12	16	16	12	17	14	15	16	16	16	18	16	19	16	18	B	29	13	14	11	12
19	12	14	12	15	12	12	12	13	15	16	20	54	21	22	15	15	13	12	13	12	12	14	14	12
20	11	12	B	12	B	12	22	15	B	B	18	19	B	23	57	B	B	56	31	20	15	15	17	11
21	26	12	13	13	B	13	14	19	B	24	B	56	56	56	21	20	18	30	24	27	20	12	12	12
22	12	12	14	19	17	13	13	12	14	15	14	16	28	20	B	63	16	16	12	13	13	12	11	24
23	29	14	20	B	13	16	13	16	18	37	17	17	20	17	17	13	16	15	12	15	14	12	13	12
24	B	13	12	12	12	14	20	19	26	28	30	31	22	B	23	29	B	31	25	19	14	13	12	B
25	12	13	13	14	13	13	20	26	B	30	41	32	B	40	25	20	19	26	23	24	16	13	15	B
26	B	B	13	B	B	B	B	B	B	B	B	B	B	B	B	B	64	55	56	27	B	B	B	B
27	22	24	B	B	B	55	B	B	B	B	B	B	B	B	B	B	B	B	B	B	B	16	17	17
28	56	B	B	26	23	22	B	B	B	B	B	B	B	B	B	B	18	B	18	24	17	12	13	19
29	15	19	22	28	20	16	B	B	B	30	25	B	B	B	B	38	18	39	B	26	18	13	B	B
30	B	12	12	14	B	18	19	15	210	16	16	16	B	54	20	23	16	26	15	16	14	14	B	B
31																								
	00	01	02	03	04	05	06	07	08	09	10	11	12	13	14	15	16	17	18	19	20	21	22	23
CNT	30	30	30	30	30	30	30	30	30	30	30	30	30	30	30	30	30	30	30	30	30	30	30	30
MED	16	15	16	16	22	16	20	22	B	29	27	22	26	23	27	27	18	26	22	19	14	13	13	13
U Q	B	B	B	B	B	B	B	B	B	B	B	B	B	B	B	B	B	B	B	B	B	B	B	B
L Q	12	12	13	13	13	13	13	15	18	20	19	17	19	20	18	17	16	15	13	13	13	12	12	12

SEP. 2011 fmin (0.1MHz)

NATIONAL INSTITUTE OF INFORMATION AND COMMUNICATIONS TECHNOLOGY, JAPAN

IONOSPHERIC DATA STATION SHOWA-ST.

SEP. 2011 h'F (KM)

45°E MEAN TIME (G.M.T. + 3 H)

LAT. 69°00.4'S LON. 039°35.4'E SWEEP 1.0MHz TO 15.0MHz IN 15.0SEC IN MANUAL SCALING

H D	00	01	02	03	04	05	06	07	08	09	10	11	12	13	14	15	16	17	18	19	20	21	22	23	
1	B	B	B	Y	A	A	A	A		204	222	248	212	200	194	194	204	Q	Q	Q	Q	198	220	B	B
2	A	A	220	A	A	A	A	A	B	244	226	204	198	198	216	216	202	198	198	198	242	246	234	248	
3	222	A	A	A	A	B	A	A	B	A	A	A	218	218	216	234	228	206	E	B	A	A	Y	A	
4	A	220	234	A	A		A	B	B	B	B	A	E	A	E	A	218	234	234	242	236	A	A	A	
5	B	A	A	214	A	A	A		280	240	232	210	214	214	220	228	202	196	208	Q	Q	230	224	A	
6	224	B	A	210	A	A	A	B	B	B	B	B	B	B	B	B		242	B	B	B	250	B	A	
7	A	A	A	A	A	B	B	A	B	B	B		224		222	222		B	B	B	204	204	B	A	
8	A	Y	B	A	A	A	A	B		200	216	B	216	200	224		B	B		202	212	212	220	B	
9	B	B	B	B	B	B	B	B	B		208	218	228	202		B	216	Q	Q	Q	A	198	F	A	
10	A	B	B	B	B	B	B	B	B	A	A	B	B	B	B	B	E	B	B	B	B	A	A	A	
11	A	B	B	A	B	A	A	A	B	A		204	222	228	196	198	204	196	208	230	198	B	A	A	
12	A	A	A	A	198	B	B	B	B	B	B	B	B	B	B	B	B	B	B		246	B	A	A	
13	B	A	B	B	B	B	B	B	B	B	B	B	B	B	B	B	B	B	B		250	230	E	B	
14	214	B	A	B	B	A	A	E	B		254	236	220	188	240	222	226	200	224	Q	Q	214	212	A	
15	230	A	A	A	A	A	A	E	B		260	244	B	B	B		212	208	196	212	208	212	210	234	
16	A	A	B	A	A	A	A		274	222	218	192	200	202	206	204	210	210	204	Q	Q	Q	Q	B	
17	B	A	A	A	B	A	E	A	A	B	B		234	200	200		B	B	B	238	E	A	A	F	
18	A	232	226	232	A	A	A	A	A	H		232	236	256	230	222	204	206	206	206		238	206	E	
19	A	A	222	A	A	A	A		236	208	222	204	268	218	194	194	204	Q	Q	Q	Q	Q	Q	Q	
20	288	A	A	B	A	B	A	E	B		314	238		204	204		214	300			248	228	220	202	
21	A	A	A	A	B	B	Q	E	B		250	250	218		296	272	268	212	212	220	228	210	226	240	
22	A	A	A	242	A	E	A		232	294	242	208	228	208	238		210		234	218	214	204	198	204	
23	A	A	A	B	A	A	E	A		210	280	228	250	200	200		224	214	202	210	210	214	198	198	
24	B	A	A	A	A	E	B		322	258	208	212	212	224	222	204		204	218		218	214	190	220	
25	A	A	264	A	A	A	E	B		246	286	252		226	260	212		242	234	210	222	212	212	196	
26	B	B	A	B	B	B	B	B	B	B	B	B	B	B	B	B	B	B	B	B	B	B	B	B	
27	A	A	B	B	B	B	B	B	B	B	B	B	B	B	B	B	B	B	B	B	B	B	B	B	
28	B	B	B	A	A	E	B		272	B	B	B	B	B	B	B	B	B	A		232	308	276	336	
29	A	A	A	A	A		B	B		224		240		A	B	B	B	B	E	B	250	230	230	230	
30	B	222	A	A	B	A	A	E	A		274	212	212	U	Y	Y		B	E	B	288	214	222		
31																									
	00	01	02	03	04	05	06	07	08	09	10	11	12	13	14	15	16	17	18	19	20	21	22	23	
CNT	5	3	5	4	2	5	7	12	11	15	16	21	18	20	19	21	23	23	22	23	21	17	9	4	
MED	224	222	226	223	222	U	E	220	286	245	212	221	208	218	213	213	208	214	214	213	210	211	211	216	
U Q	259	232	249	237		E	B	297	314	274	236	232	235	238	228	228	222	226	232	230	234	230	225	240	
L Q	218	220	221	212		216	250	240	208	218	204	208	202	204	200	210	206	206	202	Q	198	202	210	207	

SEP. 2011 h'F (KM)

NATIONAL INSTITUTE OF INFORMATION AND COMMUNICATIONS TECHNOLOGY, JAPAN

IONOSPHERIC DATA STATION SHOWA-ST.

OCT. 2011 f_{XI} (0.1MHz)

45° E MEAN TIME (G.M.T. + 3 H)

LAT. 69°00.4'S LON. 039°35.4'E SWEEP 1.0MHz TO 15.0MHz IN 15.0SEC IN MANUAL SCALING

H D	00	01	02	03	04	05	06	07	08	09	10	11	12	13	14	15	16	17	18	19	20	21	22	23	
1	R	R	O X 44	B	R	X 41	A	B	R	B	X 56	X 59	B	B	B	O X 88	O X 75	O X 66	X 68	O X 54	O X 41	Y	X 26	A	
2	B	A	R	B	A	B	X 54	B	B	B	B	B	B	B	B	B	B	X 64	B	X 66	B	B	B	O X 36	R
3	R	R	R	O X 33	56	X 45	X 59	R	X 64	X 76	X 82	X 84	X 87	X 86	X 88	B	B	X 78	X 66	B	B	B	R	R	
4	R	R	R	X 43	B	R	R	67	70	71	74	74	76	80	82	B	B	X 76	X 74	X 58	X 40	R	O X 37	X 30	
5	O X 36	A	A	A	A	A	X 58	X 64	X 67	B	O X 78	O X 78	O X 85	B	B	B	B	X 57	B	O X 41	X 42	O X 34	O X 35	R	
6	R	49	56	O X 40	X 40	X 47	X 51	X 63	X 69	X 72	X 72	B	R	X 80	X 81	X 72	X 74	X 69	X 64	X 59	X 30	A	A	A	
7	A	A	A	44	42	48	58	59	R	B	X 58	B	B	B	O X 85	B	X 68	X 72	X 62	X 54	X 45	X 40	B	X 30	
8	O X 30	35	R	A	O X 46	O X 49	O X 63	O X 63	O X 70	O X 74	O X 80	O X 81	O X 88	O X 94	O X 92	O X 97	O X 98	X 76	X 71	X 61	X 49	R	R	A	
9	40	B	A	B	A	O X 50	X 49	R	B	B	B	R	B	B	B	X 67	X 67	B	B	X 55	X 58	X 52	X 38	R	
10	A	A	A	O X 40	X 44	R	O X 52	A	X 64	X 73	X 74	R	B	O X 74	X 74	X 76	X 76	X 70	X 66	X 60	X 47	X 47	X 40	X 30	
11	A	36	32	39	42	44	53	65	73	80	80	88	88	84	90	88	86	80	68	66	65	38	36	45	
12	42		A	44	52	48	X R	R	R	X 67	X 73	X 68	X 82	B	X 99	X B	B	B	X 76	X 65	X 62	X 54	X 38	A	
13	A	30	X 32	47	51	B	A	A	B	R	X 67	X 64	X 68	X 76	X 74	X 75	X 72	X 70	X 68	X 67	X 60	X 56	X 49	X 46	
14	X 42	42	42	40	49	56	X A	B	R	X 62	X 71	X 77	X 77	X 82	X 84	X 87	X 84	X 80	X 68	X 57	X 40	X 43	X 42		
15	44	41	32	38	36	X A	R	A	B	X 62	X 69	X 63	X 66	X 71	X 72	X 76	X 75	X 78	X 73	X 74	X 69	B	X 57	X 60	
16	34	34	40	47	48	O X A	X B	O X 42	X 62	X 71	X 76	X 79	X 82	X 86	X 88	X 85	X 84	X 83	X 76	X 73	X 75	C	C	C	
17	43	A	A	A	O X 46	B	O X 42	X 62	X 71	X 76	X 79	X 82	X 86	X 88	X 85	X 84	X 83	X 76	X 73	X 75	C	C	C	C	
18	C	C	C	C	C	C	C	C	C	C	C	C	C	C	C	C	C	C	C	C	X 75	X 69	X 65	X 48	X 58
19	53	49	59	62	70	B	R	R	B	X 68	X 77	X 81	X 85	X 92	X 88	X 99	X 99	X 89	X 76	X 70	X 69	X 69	X 58	X 57	
20	52	42	42	54	A	A	A		X 69	X 76	X 77	X 82	X 85	X 95	X 88	X 96	X 94	X 92	X 83	X 75	X 72	X 67	X 58	R	
21	38	31	37	O X 50	R	B	B	B	B	O X 66	X 67	X 70	X 80	X 80	X 80	X 82	X 79	X 80	X 74	X 74	X 64	X 64	X 59	X 56	X 51
22	30	A	A	B	71	77	81	86	87	88	95	98	88	89	B	X 78	X 78	X 78	X 76	X 70	X 68	X 65	X 60	X 58	
23	62	66	71	70	70	78	91	98	X 93	X 95	X 96	X 97	X 97	X 96	X 96	X 86	X 90	X 81	X 72	X 70	X 69	X 69	X 56	X 47	
24	O X 38	O X 38	X 38	A	B	B	B	B	X 74	X 83	X 82	X 88	X 101	O X 98	X 94	X 94	X 94	X 83	X 76	X 72	X 67	B	B	B	
25	A	B	B	B	B	B	B	B	B	B	B	B	B	B	B	B	B	O X 52	B	O X 49	X 49	X 47	X 47	X 43	
26	X 43	X 44	X 45	X 47	X 47	X 38	X 69	X 75	X 94	X 91	X 78	X 73	X 69	X 69	X 63	R	X 59	X 61	X 65	X 57	X 53	X 52	X 48		
27	X 32	A	A	X 40	R	R	R	R	B	X 66	X 77	B	B	B	R	O X 71	O X 76	B	O X 74	X 67	X 60	B	O X 56	X 56	
28	X 48	44	52	47	54	63	70	76	87	88	87	87	92	83	82	86	X 74	X 78	X 74	X 71	X 58	X 58	X 58	X 58	
29	O X 60	X 61	58	X 58	X 73	X 72	X 90	X 97	X 100	C	C	C	C	C	C	C	C	C	C	C	C	C	O X 60	X 63	X 62
30	63	66	X 68	X 64	66	72	72	96	101	106	104	91	91	93	85	88	90	93	81	63	64	57	58	47	
31	X 47	51	A	A	91	B	R	X 69	X 74	X 77	X 76	X 76	X 77	X 79	X 78	X 78	X 74	X 68	X 58	X 58	X 56	A	X 39	X	
	00	01	02	03	04	05	06	07	08	09	10	11	12	13	14	15	16	17	18	19	20	21	22	23	
CNT	20	17	16	20	20	15	17	17	18	22	26	22	21	20	22	22	22	25	28	28	25	22	22	20	
MED	42	42	43	46	50	49	58	69	72	75	78	81	86	85	85	85	78	76	72	65	60	56	50	48	
U Q	50	50	57	52	68	72	71	81	87	83	82	88	92	92	91	88	90	80	74	70	65	59	58	58	
L Q	37	36	38	40	X 45	O X 45	X 52	X 64	X 68	X 71	X 73	X 74	X 77	X 80	X 81	X 75	X 75	X 70	X 67	X 58	X 48	X 47	X 38	X 42	

OCT. 2011 f_{XI} (0.1MHz)

NATIONAL INSTITUTE OF INFORMATION AND COMMUNICATIONS TECHNOLOGY, JAPAN

IONOSPHERIC DATA STATION SHOWA-ST.

OCT. 2011 foF2 (0.1MHz) 45°E MEAN TIME (G.M.T. + 3 H)

LAT. 69°00.4'S LON. 039°35.4'E SWEEP 1.0MHz TO 15.0MHz IN 15.0SEC IN MANUAL SCALING

H D	00	01	02	03	04	05	06	07	08	09	10	11	12	13	14	15	16	17	18	19	20	21	22	23	
1	R	A	R	B	R		A	B	A	B		J R	B	B	B	R	U R	R	R	R	R	Y		A	
2	B	A	R	B	A	B		B	B	B	B	B	B	B	B	B	B	B	B	B	B	B	B	A	
3	R	A	R	F	R	R	R	R	R	U R	U R	U R	U R	U R	U R	B	B		B	B	B	R	A		
4	A	A	R	B	R	A	F	U R								B	B					A	R	A	
5	30	A	A	A	A	A	J R	R	B	U R	R	B	B	B	B	B	B	J R	B	R	F	R	A	A	
6	A	A	R	R	J R	U R	U R	U R	B	R	J R											A	A	A	
7	A	A	A	F	J R	R	B	J R	B	B	B	B	U R	B	J R	F	U R				R	B			
8	24	F	R	A	R	J R	J R	J R	J R	J R	J R	J R	J R	J R	J R	J R	J R	S				R	R	A	
9	F	B	A	B	A	R	R	B	B	B	B	B	B	B	B	B	B	B	B	B	B	F	A	A	
10	A	A	A	F	R	R	A	J R	R	R	B	R	B	J R	J R	J R	J R	J R	J R	J R	J R	F	A	F	
11	A	F	F	F	F	R	R	J R	J R	J R	R	R	R	R	R	R	R	R	R	R	F	F	F	F	
12	F	A	A	F	F	R	R	R	J R	F	J R	B	J R	B	B	B					J R	F	A		
13	A	24	26	34	41	B	A	A	B	R	61	58	J R	62	70	68	69	66	64	62	61	54	50	43	36
14	36	F	F	F	F	F	J R	F	J R	J R	J R	J R	J R	J R	J R	J R	J R	J R	R						
15	29	F	F	F	F	A	B	R		F	B	F	F	J R								B	34	33	29
16	F	F	F	F	R	R	A	F	B	F	F	F	J R									B	51	50	48
17	F	A	A	A	B									J R								C	C	C	C
18	C	C	C	C	C	C	C	C	C	C	C	C	C	C	C	C	C	C	C	C		F	J R	F	43
19	F	F	F	F	F	B	R	R	B		J R	J R	J R	J R	R	S	S	J R	R	R	J R	F	F	F	46
20	F	F	F	F	A	A	A	F		62	71	75	79	86	82	93	93	83	70	64	J R	F	A	R	
21	F	F	F	F	R	B	B	B	B	R	61	64	74	74	76	J R	73	74	68	68	S	58	53	50	45
22	18	A	A	B	F	F	F	J R	R	J R	J R	J R	J R	J R	B	J R	J R	J R	J R	J R		F	F	F	48
23	F	F	F	F	F	F	F	R	R	J R	R	R	R	R	R	R	R	R	R	R	J R	R	R	R	R
24	R	R	R	A	B	B	B	B	J R	J R	J R	F	U R	U R	U R	U R	U R	J R	R	R		B	B	B	B
25	A	B	B	B	B	B	B	B	B	B	B	B	B	B	B	B	B	B	B	B	B	R	R	R	R
26	37	38	35	37	41	32	57	69		88	85	72	67	63	63	57	R	J R	53	55	59	51	47	46	38
27	26	A	A	J R	A	A	A	A	B	R		B	B	B	R				B			B	U R	50	50
28	42	34	F	41	48	57	64	70	81	82	81	81	J R	86	77	76	80	68	72	68	65	J R	52	52	48
29	54	55	50	52	67	66	J R	X R	C	C	C	C	C	C	C	C	C	C	C	C	C	C	54	57	56
30	57	56	62	58	F	J R	J R	U R	J R	J R	J R	J R	J R	J R	J R	J R	J R	J R	J R	J R	J R	58	51	52	41
31	41	39	A	A	57	B	R	J R																	
	00	01	02	03	04	05	06	07	08	09	10	11	12	13	14	15	16	17	18	19	20	21	22	23	
CNT	20	16	15	20	20	14	17	17	18	22	26	22	21	21	22	22	22	25	28	28	25	22	22	20	
MED	31	31	32	34	40	42	52	59	66	69	71	75	80	79	79	79	72	70	66	58	54	50	44	40	
U Q	40	39	47	42	56	64	65	75	81	77	76	82	87	86	85	82	84	74	68	64	58	53	50	47	
L Q	25	25	26	28	36	39	46	57	62	65	66	68	71	72	75	69	69	64	61	52	42	41	31	32	

OCT. 2011 foF2 (0.1MHz)

NATIONAL INSTITUTE OF INFORMATION AND COMMUNICATIONS TECHNOLOGY, JAPAN

IONOSPHERIC DATA STATION SHOWA-ST.

OCT. 2011 ftEs (0.1MHz) 45° E MEAN TIME (G.M.T. + 3 H)

LAT. 69°00.4'S LON. 039°35.4'E SWEEP 1.0MHz TO 15.0MHz IN 15.0SEC IN MANUAL SCALING

H D	00	01	02	03	04	05	06	07	08	09	10	11	12	13	14	15	16	17	18	19	20	21	22	23					
1	K 21	38	36	B	37	42	42	B	38	B	32	29	B	B	B	E	B	E	B	E	B	E	B	16	15	79			
2	B	50	32	70	58	B	G 22	B	B	B	B	B	B	B	B	B	E	B	B	E	B	B	B	22	31				
3	32	36	28	22	16	K 21	G 14	23	24	21	G	E	B	Y	E	B	E	B	E	B	E	B	B	19	38				
4	35	K 35	35	33	B	38	42	31	29	18	23	G	E	B	E	B	B	B	E	B	E	B	E	B	28				
5	36	54	40	49	74	42	29	25	27	B	E	B	E	B	B	B	B	B	B	B	B	B	25	29	32				
6	33	E 30	B 26	K 33	K 32	43	G	G	G	G	20	20	30	B	29	31	29	40	32	29	28	G	29	36	31	38			
7	40	41	34	34	28	26	28	18	32	B	G	B	B	B	E	B	B	E	B	B	E	B	E	B	B	20			
8	28	33	28	42	K 30	25	G	G	G	G	G	G	24	24	32	32	31	28	21	G	G	K	27	39	30	57			
9	48	B	44	B	61	28	29	32	B	B	B	B	32	B	E	B	E	B	B	B	E	B	34	23	30	35			
10	64	56	37	31	31	37	37	50	26	22	G	G	B	G	B	G	G	G	G	G	G	E	B	E	B	E	B		
11	31	32	31	26	28	27	22	24	G	E	B	E	B	G	28	G	G	G	G	G	G	G	30	28	20	23			
12	32	37	35	31	30	32	41	42	30	32	35	G	G	B	E	B	B	B	B	E	B	E	B	E	B	K	36		
13	41	K 20	20	20	26	B	50	36	B	32	G	G	E	B	G	40	G	27	G	G	K	E	B	E	B	E	B		
14	E 12	B 59	35	31	31	G	G	G	G	G	21	22	34	G	G	40	37	35	35	E	B	G	G	E	B	E	B		
15	E 14	B 29	30	28	23	44	B	37	33	43	34	G	33	38	38	34	33	30	30	32	B	E	B	23	17	26			
16	25	31	38	18	40	41	54	36	B	32	34	34	34	24	30	32	34	32	G	G	B	C	C	C	C	25			
17	29	38	43	51	K 30	B	G	40	33	33	34	32	G	34	37	36	35	32	29	25	C	C	C	C	C	C			
18	C	C	C	C	C	C	C	C	C	C	C	C	C	C	C	C	C	C	C	G	25	24	E	B	E	B	E	B	
19	E 13	B 13	B 16	E 13	B 16	B	40	40	B	E	B	G	31	28	25	G	G	G	G	E	B	E	B	20	18	28	30		
20	E 14	B 36	33	27	43	43	42	32	32	32	34	36	31	26	33	33	23	32	24	23	G	E	B	13	37	23			
21	E 15	B 13	15	31	30	B	B	B	B	E	B	E	B	E	B	G	G	G	G	G	E	B	E	B	E	B	E	B	
22	30	41	43	B	32	22	21	18	25	G	25	28	G	27	B	G	G	G	G	21	G	E	B	E	B	E	B		
23	E 14	B 14	B 16	B 16	E 20	B 24	B 32	B 57	B 31	B 37	G	G	G	35	G	36	G	G	E	B	E	B	E	B	E	B	E	B	
24	E 19	B 34	B 27	B 42	B	B	B	B	E	B	31	G	G	G	G	G	27	31	31	28	24	26	B	B	B	B			
25	40	B	B	B	B	B	B	B	B	B	B	B	B	B	B	B	B	B	B	E	B	B	E	B	E	B	E	B	
26	K 18	K 21	23	24	E 22	B 24	G	G	B	E	B	G	G	G	G	E	B	E	B	E	B	G	E	B	E	B	K		
27	36	42	48	42	37	38	46	44	B	G	35	B	B	B	E	B	E	B	E	B	B	E	B	E	B	E	B		
28	E 18	B 32	24	23	29	23	30	32	35	35	37	33	32	24	G	G	G	G	29	32	19	24	35	24	14	13			
29	E 13	B 14	B 14	B 15	E 21	B 25	B 28	B 21	G	G	C	C	C	C	C	C	C	C	C	C	C	C	C	C	E	B	E	B	
30	E 13	B 13	B 21	B 23	E 34	B 66	B 49	B	32	G	28	G	G	G	G	G	G	G	G	G	G	18	18	40	32	40	42	66	64
31	34	34	72	50	28	B	42	34	G	33	G	G	G	G	G	G	G	G	G	G	G	G	G	G	G	G	47	32	
	00	01	02	03	04	05	06	07	08	09	10	11	12	13	14	15	16	17	18	19	20	21	22	23					
CNT	29	28	29	26	27	22	26	25	21	23	26	24	21	21	23	22	23	25	28	28	25	26	28	29					
MED	29	34	32	31	30	30	30	32	28	E	G	E	G	G	G	E	G	E	G	E	G	E	G	E	B	19	23		
U Q	36	40	38	42	37	42	42	38	32	33	34	32	32	34	37	36	35	30	28	28	30	28	29	34					
L Q	E 14	B 25	B 24	E 23	B 26	B 24	G	G	G	G	G	G	G	G	G	G	G	G	G	G	G	G	G	E	B	E	B	E	B

OCT. 2011 ftEs (0.1MHz)

NATIONAL INSTITUTE OF INFORMATION AND COMMUNICATIONS TECHNOLOGY, JAPAN

IONOSPHERIC DATA STATION SHOWA-ST.

OCT. 2011 fmin (0.1MHz) 45° E MEAN TIME (G.M.T. + 3 H)

LAT. 69°00.4'S LON. 039°35.4'E SWEEP 1.0MHz TO 15.0MHz IN 15.0SEC IN MANUAL SCALING

H D	00	01	02	03	04	05	06	07	08	09	10	11	12	13	14	15	16	17	18	19	20	21	22	23	
1	13	12	12	B	24	16	19	B	23	B	24	20	B	B	B	55	40	36	27	26	20	12	12	24	
2	B	24	19	46	18	B	17	B	B	B	B	B	B	B	B	B	38	B	26	B	B	B	18	12	
3	24	25	19	14	12	12	12	13	12	14	21	35	24	54	57	B	B	26	20	B	B	B	13	12	
4	17	13	19	15	B	22	16	18	13	12	13	14	36	51	18	B	B	25	39	19	15	12	13	12	
5	12	18	19	16	31	12	14	18	19	B	55	58	19	B	B	B	B	13	B	21	14	12	13	12	
6	18	30	17	14	13	14	17	18	13	14	14	B	14	15	18	16	14	13	12	13	12	13	12	14	
7	11	12	12	12	11	11	12	14	19	B	19	B	B	B	55	B	55	20	26	33	21	20	B	20	
8	12	13	18	17	19	16	14	16	16	18	20	16	15	14	24	19	19	16	19	13	13	13	12	13	
9	12	B	19	B	13	13	19	24	B	B	B	28	B	B	33	33	B	B	26	18	12	19	12	13	
10	24	18	24	15	14	18	19	14	12	17	13	26	B	24	B	17	17	13	12	13	13	13	12	13	
11	12	12	12	12	12	13	12	12	15	29	31	18	19	19	18	17	16	13	14	12	12	12	12	12	
12	12	13	12	12	13	13	16	19	21	21	19	20	20	B	52	B	B	B	18	23	16	17	12	12	
13	16	15	14	12	12	B	24	18	B	19	22	24	40	18	17	19	16	16	24	25	17	14	13	13	
14	12	13	12	13	12	13	13	14	19	18	18	18	18	15	20	16	14	25	12	13	12	13	13	13	
15	14	13	12	12	14	26	B	24	17	14	13	15	12	14	13	14	13	13	12	12	B	23	13	12	
16	12	12	12	14	20	19	23	23	B	16	16	15	17	18	14	14	13	13	20	17	C	C	C	C	
17	12	22	22	24	20	B	16	12	14	15	14	15	17	19	18	20	16	14	13	12	C	C	C	C	
18	C	C	C	C	C	C	C	C	C	C	C	C	C	C	C	C	C	C	16	14	12	14	12	13	
19	13	13	12	13	12	B	25	21	B	51	18	19	19	18	18	14	15	14	39	24	12	13	11	14	
20	14	13	12	13	26	20	22	14	14	13	14	16	20	14	13	12	15	12	13	13	12	13	12	12	
21	12	13	12	16	24	B	B	B	B	24	39	40	39	23	21	19	22	15	24	25	18	16	13	12	
22	13	12	16	B	19	16	14	12	15	16	18	19	24	18	B	23	14	14	20	17	14	14	12	14	
23	14	14	16	16	20	24	33	57	32	37	24	24	25	23	22	31	29	25	58	65	42	28	23	20	
24	19	18	27	34	B	B	B	B	31	21	21	17	23	23	21	18	16	16	28	24	26	B	B	B	
25	36	B	B	B	B	B	B	B	B	B	B	B	B	B	B	B	B	28	B	34	38	20	18	16	
26	13	14	14	18	22	20	19	20	B	40	26	17	22	22	22	36	34	27	21	17	15	18	14	12	
27	12	15	14	15	20	23	16	18	B	25	30	B	B	B	37	50	55	B	32	31	25	B	24	22	
28	18	13	13	13	12	13	13	14	13	13	14	14	17	15	19	12	17	12	12	24	35	24	14	13	
29	13	14	14	15	12	25	28	14	20	C	C	C	C	C	C	C	C	C	C	C	C	C	14	13	12
30	13	13	12	23	14	12	16	15	15	14	14	16	14	15	19	14	13	13	13	12	19	13	13	12	
31	12	12	25	14	16	B	19	16	15	14	16	25	15	18	23	21	19	18	23	17	16	12	16	12	
	00	01	02	03	04	05	06	07	08	09	10	11	12	13	14	15	16	17	18	19	20	21	22	23	
CNT	30	30	30	30	30	30	30	30	30	29	29	29	29	29	29	29	29	29	30	30	29	30	30	30	
MED	13	13	14	15	17	20	18	18	19	19	19	20	22	22	22	20	19	16	20	18	16	14	13	13	
U Q	17	18	19	23	22	B	24	24	B	B	46	28	38	B	B	56	B	B	26	27	25	30	20	14	14
L Q	12	13	12	13	12	13	14	14	15	14	14	16	17	16	18	16	15	13	13	13	12	13	12	12	

OCT. 2011 fmin (0.1MHz)

NATIONAL INSTITUTE OF INFORMATION AND COMMUNICATIONS TECHNOLOGY, JAPAN

IONOSPHERIC DATA STATION SHOWA-ST.

OCT. 2011 h'F (KM)

45° E MEAN TIME (G.M.T. + 3 H)

LAT. 69°00.4'S LON. 039°35.4'E SWEEP 1.0MHz TO 15.0MHz IN 15.0SEC IN MANUAL SCALING

H D	00	01	02	03	04	05	06	07	08	09	10	11	12	13	14	15	16	17	18	19	20	21	22	23
1	A	A	194	B	E A	A	A	B	A	B E A	A	B	B	B	B	256	228	228	228	220	E B	Y	A	A
2	B	A	A	B	A	B	A	B	B	B	B	B	B	B	B	B	E B	E B	E B	B	B	B	E B	E A
3	R	A	A	A	E A	A	242	224	224	224	212	226	Y E	B E	B	B	B	222	216	B	B	B	A	A
4	A	A	A	B	A	A	A	A	204	200	200	252	242	316	244	E A	B	B	244	224	224	262	A	A
5	224	A	A	A	A	A	Y	256	196	B	B	B	226	B	B	B	B	A	B	A	E A	320	206	A
6	A	224	208	228	A	A	212	194	224	224	220	A	B	220	232	214	E A	226	232	222	226	282	A	A
7	A	A	A	A	A	A	262	238	244	B	222	B	B	B	E B	B	278	220	228	222	230	E B	B	B
8	A	234	A	A	A	A	286	248	216	230	234	210	210	210	200	204	208	202	208	208	248	A	A	A
9	E A	B	A	B	A	A	A	A	B	B	B	B	B	B	B	B	B	B	238	246	246	A	A	A
10	A	A	A	A	A	A	A	A	234	222	204	198	B	242	B	214	210	216	222	198	204	206	218	292
11	E A	A	A	A	A	A	238	254	216	206	212	214	206	206	210	202	218	224	216	218	204	200	200	256
12	256	A	A	222	228	A	A	A	A	A	A	228	204	226	B	258	B	B	214	208	208	222	248	A
13	A	A	A	A	A	B	A	A	B	A E A E Y	268	262	272	224	232	232	228	222	222	222	216	226	226	234
14	Q	Q	A	E A	E A	E A	330	282	258	226	222	208	218	224	232	218	222	214	214	214	212	212	Q	Q
15	Q	Q	A	A	A	A	B	A E A	276	210	208	214	214	214	214	214	218	224	224	246	B	220	228	270
16	A	A	A	Q	A	A	A	200	202	228	228	216	206	E A	A	A	214	216	226	218	B	Q	Q	Q
17	262	A	A	A	E A	B	A	258	224	218	236	224	206	212	230	210	210	216	216	216	C	C	C	C
18	C	C	C	C	C	C	C	C	C	C	C	C	C	C	C	C	C	C	C	220	216	202	210	216
19	Q	Q	Q	Q	E A	B	A	A	B	B	226	214	214	222	198	216	226	216	216	216	216	Q	Q	Q
20	Q	A	A	A	A	A	A	236	206	210	210	220	214	202	212	212	216	216	216	216	206	224	A	A
21	E A	E B E A	292	A	A	B	B	B	B E Y	274	238	232	232	222	204	220	238	234	226	216	216	208	222	228
22	A	A	A	B	E A	A	270	256	230	216	216	232	210	210	Y	244	234	226	216	210	220	220	240	Q
23	Q	Q	Q	Q	E B E B	Y	Y	Y	Y	Y	Y	Y	Y	Y	Y	Y	Y	Y	Y	Y	Y	Y	Y	Y
24	E B	256	B	A	B	B	B	208	252	222	222	206	214	208	220	220	220	220	228	B	B	B	B	B
25	A	B	B	B	B	B	B	B	B	B	B	B	B	B	B	B	B	B	B	256	298	268	256	266
26	E A	E A	A	Q	282	218	224	220	B E B	268	Y	212	208	222	200	216	232	224	224	216	216	232	242	266
27	A	A	A	224	A	A	A	A	B	Y E A	248	B	B	B E	B E	B E	B E	B E	B E	222	222	B	254	268
28	Q	Q	Q	Q	E A	A	310	308	250	220	220	206	206	206	208	216	212	222	200	208	218	220	216	228
29	Q	Q	Q	Q	284	262	246	236	224	212	C	C	C	C	C	C	C	C	C	C	C	C	202	212
30	228	248	254	Q	B	A	A	A	Y	196	196	210	210	218	Y	222	222	210	222	218	218	A	246	252
31	226	228	A	A	A	B	A E A	250	226	250	202	Y	200	202	208	224	212	218	212	234	226	222	238	Q
	00	01	02	03	04	05	06	07	08	09	10	11	12	13	14	15	16	17	18	19	20	21	22	23
CNT	18	15	8	9	9	11	16	19	19	23	21	19	19	22	21	22	25	28	27	23	21	20	18	
MED	248	261	266	280	U	246	242	226	214	214	217	217	216	215	216	218	216	221	221	217	219	222	226	238
U Q	E A	282	273	295	E A E A	276	258	249	226	230	234	228	226	224	240	229	232	233	226	224	246	239	250	266
L Q	240	248	231	226	A	244	220	220	206	208	208	210	210	210	212	214	210	216	216	216	208	211	217	228

OCT. 2011 h'F (KM)

NATIONAL INSTITUTE OF INFORMATION AND COMMUNICATIONS TECHNOLOGY, JAPAN

IONOSPHERIC DATA STATION SHOWA-ST.

NOV. 2011 f_{XI} (0.1MHz)

45° E MEAN TIME (G.M.T. + 3 H)

LAT. 69°00.4'S LON. 039°35.4'E SWEEP 1.0MHz TO 15.0MHz IN 15.0SEC IN MANUAL SCALING

H D	00	01	02	03	04	05	06	07	08	09	10	11	12	13	14	15	16	17	18	19	20	21	22	23	
1	88	A	70	R	B	O	X	B	R	R	B	R	B	B	B	B	R	R	R	X	R	R	X	42	
2	X	O	X	A	B	B	O	X	X	X	R	B	B	B	B	O	X	O	X	X	X	O	X	X	A
3	R	B	B	O	X	B	R	R	R	X	O	X	X	O	X	B	B	O	X	O	X	X	X	X	X
4	47	59	67	64	67	69	69	75	88	89	89	X	X	B	R	O	X	O	X	X	B	O	X	O	X
5	R	R	58	R	B	R	R	B	R	R	B	O	X	O	X	O	X	X	X	O	X	X	X	X	X
6	57	51	O	X	R	X	X	X	O	X	X	X	X	X	O	X	X	O	X	X	X	O	X	X	X
7	69	69	X	X	X	R	X	R	O	X	R	B	B	O	X	X	X	O	X	X	X	X	O	X	X
8	X	X	X	X	X	R	X	R	R	O	X	X	X	B	O	X	O	X	X	O	X	X	X	X	X
9	X	X	X	X	X	O	X	O	X	X	R	O	X	X	X	O	X	X	X	X	X	X	X	X	X
10	70	74	79	82	87	90	96	106	105	105	103	104	104	103	99	81	80	80	72	72	70	70	45	49	
11	52	54	54	57	70	80	87	93	93	90	R	X	X	R	R	X	X	X	X	X	X	X	X	X	
12	O	X	X	X	X	O	X	O	X	O	X	X	X	O	X	O	X	X	X	X	X	X	X	X	X
13	66	66	68	70	74	78	88	93	96	98	99	94	92	85	81	78	76	72	72	71	69	69	70	67	
14	70	72	77	82	84	95	95	98	97	110	109	105	104	95	94	94	90	81	80	74	69	69	69	69	
15	71	73	79	86	94	98	98	100	102	103	B	B	B	B	B	B	82	81	91	70	62	60	63	65	66
16	X	59	57	54	58	63	63	72	81	76	75	76	66	66	66	66	61	66	68	67	67	66	63	61	
17	X	X	O	X	O	X	X	X	X	O	X	O	X	O	X	R	X	X	X	X	X	X	X	X	X
18	40	57	61	66	57	72	74	80	86	90	90	92	92	R	R	O	X	X	X	X	X	X	X	X	
19	O	X	X	X	X	O	X	X	X	X	O	X	O	X	X	X	O	X	X	X	X	X	X	X	X
20	72	80	81	86	97	98	98	105	99	102	104	105	A	X	X	O	X	R	X	O	X	X	X	X	
21	X	62	53	66	58	56	74	R	R	Y	B	B	R	Y	X	X	X	O	X	X	R	X	O	X	
22	O	X	O	X	A	R	65	71	66	62	86	B	B	X	O	X	B	B	Y	B	B	B	R	B	
23	B	R	B	B	R	B	R	R	R	B	B	O	X	O	X	O	X	O	X	R	B	O	X	X	
24	X	Y	R	O	X	X	R	R	R	O	X	O	X	O	X	R	X	Y	R	R	O	X	X	X	X
25	R	52	R	B	B	B	Y	A	B	B	B	B	B	Y	B	B	B	B	B	R	B	B	R	R	
26	O	X	O	X	B	O	X	X	B	X	X	X	R	B	X	B	X	B	B	B	B	B	B	B	B
27	B	B	B	B	B	B	B	B	B	B	B	B	B	B	B	B	B	B	B	B	B	B	B	B	B
28	B	B	B	B	B	B	B	B	B	B	B	B	B	B	B	B	B	B	B	B	B	B	Y	R	B
29	B	B	B	B	B	B	B	B	B	B	B	B	X	B	B	B	O	X	O	X	X	R	X	O	X
30	O	X	R	X	O	X	Y	B	O	X	B	B	R	Y	X	A	X	X	X	R	R	R	Y	X	X
31																									
	00	01	02	03	04	05	06	07	08	09	10	11	12	13	14	15	16	17	18	19	20	21	22	23	
CNT	23	21	20	20	19	19	19	17	19	18	15	20	19	15	18	21	20	22	22	22	24	24	24	23	
MED	X	X	X	X	X	X	X	X	X	X	X	X	O	X	X	X	O	X	X	X	X	X	X	X	X
U Q	62	59	66	65	70	76	82	88	92	90	91	87	86	85	82	80	78	72	68	68	65	64	60	61	
L Q	69	72	74	70	74	81	92	96	97	101	99	94	94	91	87	82	81	80	74	72	69	68	68	66	
	X	X	X	X	X	O	X	X	O	X	X	X	O	X	O	X	X	X	X	X	X	X	X	X	X
	51	54	56	58	58	69	72	74	82	83	77	74	76	76	76	76	69	70	66	62	58	58	47	48	

NOV. 2011 f_{XI} (0.1MHz)

NATIONAL INSTITUTE OF INFORMATION AND COMMUNICATIONS TECHNOLOGY, JAPAN

IONOSPHERIC DATA STATION SHOWA-ST.

NOV. 2011 foF2 (0.1MHz) 45°E MEAN TIME (G.M.T. + 3 H)

LAT. 69°00.4'S LON. 039°35.4'E SWEEP 1.0MHz TO 15.0MHz IN 15.0SEC IN MANUAL SCALING

H D	00	01	02	03	04	05	06	07	08	09	10	11	12	13	14	15	16	17	18	19	20	21	22	23								
1	39	A	29	A	B	R	B	R	R	B	R	B	B	B	B	B	R	R	R	J	R	R	R	F								
2	J	R	R	A	B	B	R	J	R	R	B	B	B	B	R	R	J	R	R	R	56	44	42	32	A							
3	R	B	B	R	B	R	R	R				R	R	B	B								F	F								
4	F	F	F	F	J	R			R	J	R	R	B	D	R	R	R	B	R	J	R	J	R	30								
5	R	A	F	R	B	R	R	B	R	R	B												50	36	41							
6	31	F	R	R					J	R	J	R	J	R	R	X	R	J	R	J	R		50	46								
7	F	F	F	F	F	F		R	U	R	B	B	J	R	R	J	R	U	R	J	R	R	56	56								
8	63	65	53	50				R	R	R			R	J	R	B		U	R	J	R	R	46	42								
9	45	45	47	52	65	69	70	84		R	J	R	85	82	82	80	80	J	R	77	74	75	70	69	69	68	63					
10	64	F	F	F	81	84	90	96	F	99	99	97	J	R	U	R	J	R	R	J	R	J	66	66	64	64	39	43				
11	F	42	48	48	51	64	68	81	87	J	R	87	84				R	J	R	J	R	J	R	J	R	54	44					
12	54	56	64	62	68	72	78	80	86	87	J	R	90	90	90	84	81	77	76	74	68	65	64	47	52	56						
13	F	F	F	F	68	72	82	87	90	92	J	R	93	88	86	78	75	J	R	J	R	R	66	66	65	63	63	65	56			
14	F	59	66	67	76	78	89	89	92	91	104	103	99	98	89	88	J	R	J	R	J	R	J	R	F	F	63	63				
15	F	64	64	70	80	88	U	S	92	92	94	96	97	U	R	B	B	B	B	J	R	J	R	J	R	F	F	56				
16	53	47	48	52	57	57			A	J	R	J	R	J	R	R		R	J	R		55	60	62	61	61	60	57	55			
17	40	52	57	56	62	72	76	J	R	82	89	J	R	86	87	U	R	U	R	U	R	D	R	67	66	64	61	58	J	R	53	53
18	F	F	F	F	J	R	66	68	74	80	84	84	85	86			R	D	R	J	R	J	R	J	R	66	66	65	60	60	56	
19	59	66	71	58	58	69	J	R	J	R	102	J	R	95	93	U	R	J	R	J	R	J	R	J	R	J	R	F	F	58		
20	F	F	F	F	R	J	R	J	R	91	92	92	99	93	96	98	99	A	J	R	J	R	R	R	R	J	R	J	R	F	F	58
21	56	47	56	52	50			68				R	Y	B	B	R	Y	J	R	J	R	J	R	R	R	J	R	F	F	53		
22	56	53	A	R	58	65	60	56	80			B	J	R	R	B	Y	B	B	B	B	B	B	B	B	Y	B	R	B	B		
23	B	R	B	B	R	B	R	R	R	B	B	B	R	U	R	U	R	U	R	R	R	B	J	R	J	R	J	R	J	R	48	
24	57	Y	R	R	R	R	R	R	U	R	62	71	63	66				Y	R	R	J	R	J	R	J	R	J	R	J	R	42	
25	A	F	R	B	B	B	Y	A	B	B	B	B	B	B	Y	B	B	B	B	B	B	B	B	B	B	B	B	B	B	B	R	
26	R	U	R	B	R	B	F	J	R	62	67	76	79				B	J	R	B	B	B	B	B	B	B	B	B	B	B	B	
27	B	B	B	B	B	B	B	B	B	B	B	B	B	B	B	B	B	B	B	B	B	B	B	B	B	B	B	B	B	B	B	B
28	B	B	B	B	B	B	B	B	B	B	B	B	B	B	B	B	B	B	B	B	B	B	B	B	B	B	B	B	Y	R	B	
29	B	B	B	B	B	B	B	B	B	B	B	B	B	B	B	B	B	B	B	B	B	B	B	B	B	B	B	B	Y	R	B	
30	40	R	J	U	R	Y	B	B	B	R	Y	R	68	A	J	R	J	R	J	R	R	R	R	Y	U	R	A	R		41		
31																																
	00	01	02	03	04	05	06	07	08	09	10	11	12	13	14	15	16	17	18	19	20	21	22	23								
CNT	23	21	20	20	19	19	19	17	19	18	15	20	20	15	20	21	20	22	22	22	24	23	24	23								
MED	54	53	56	55	61	69	76	82	86	84	85	81	81	78	76	74	72	66	62	60	58	57	54	53								
U Q	59	64	66	64	68	72	82	90	91	95	93	88	87	85	81	76	75	74	68	66	63	61	58	56								
L Q	40	46	48	52	52	63	63	68	76	77	71	68	68	70	70	70	63	64	60	56	53	50	40	42								

NOV. 2011 foF2 (0.1MHz)

NATIONAL INSTITUTE OF INFORMATION AND COMMUNICATIONS TECHNOLOGY, JAPAN

IONOSPHERIC DATA STATION SHOWA-ST.

NOV. 2011 fmin (0.1MHz) 45° E MEAN TIME (G.M.T. + 3 H)

LAT. 69°00.4'S LON. 039°35.4'E SWEEP 1.0MHz TO 15.0MHz IN 15.0SEC IN MANUAL SCALING

H D	00	01	02	03	04	05	06	07	08	09	10	11	12	13	14	15	16	17	18	19	20	21	22	23	
1	14	18	16	23	B	14	B	20	20	B	24	B	B	B	B	B	19	13	12	16	15	13	13	13	
2	22	12	38	B	B	15	22	21	22	B	B	B	B	B	59	55	12	12	12	12	14	12	13	14	
3	21	B	B	20	B	22	24	20	17	17	19	12	26	B	B	56	12	14	18	13	15	12	17	18	
4	12	12	12	13	25	19	19	22	18	20	22	B	59	50	56	34	B	57	33	16	22	14	13	14	
5	22	21	18	29	B	26	19	B	20	20	B	20	18	19	56	23	20	34	40	16	15	14	12	12	
6	12	12	31	19	16	17	14	18	15	19	20	16	19	24	17	14	14	13	14	12	13	11	12	15	
7	14	11	13	13	12	15	12	22	58	B	B	27	26	22	13	18	22	34	22	19	14	11	13	14	
8	14	14	12	19	17	14	18	14	14	13	17	20	20	B	20	20	17	22	14	12	14	12	13	12	
9	12	12	14	12	12	13	12	13	17	16	17	15	14	20	15	15	15	19	15	12	12	12	13	13	
10	14	15	12	12	13	14	12	13	14	14	14	15	19	20	23	19	16	14	14	12	13	14	13	12	
11	12	18	17	16	15	13	13	12	14	17	19	23	19	14	14	20	23	19	15	16	12	13	11	14	
12	14	14	12	24	36	14	12	12	14	15	14	20	20	21	18	15	14	15	13	12	63	20	23	16	
13	13	11	12	13	13	13	12	15	15	12	16	13	16	15	16	16	15	13	14	13	13	12	12	12	
14	11	13	12	13	12	14	14	12	14	17	19	16	18	14	19	15	13	13	14	11	12	12	12	11	
15	13	15	12	13	12	13	13	14	14	16	B	B	B	B	B	56	56	19	20	13	14	19	12	12	
16	12	14	12	14	13	13	16	12	19	15	19	19	17	15	18	20	17	14	15	13	13	12	12	14	
17	12	12	13	13	13	12	13	13	13	12	16	30	18	14	19	18	13	14	19	12	12	12	12	12	
18	12	12	11	20	18	15	13	13	16	16	18	13	14	24	21	15	13	20	13	12	13	12	11	12	
19	12	13	12	14	13	12	16	12	13	14	16	15	18	15	17	13	15	13	14	13	12	12	11	12	
20	12	14	12	12	12	12	12	13	12	13	18	21	19	18	15	15	13	13	20	18	12	12	11	12	
21	13	13	13	19	28	24	20	28	20	23	B	B	28	26	32	20	15	17	14	29	16	20	15	13	
22	13	15	18	23	12	12	18	24	12	B	B	16	19	B	B	28	B	B	B	29	28	B	23	B	
23	B	30	B	B	27	B	13	14	24	B	B	18	14	18	14	13	13	26	B	13	12	15	12	11	
24	13	23	16	18	14	23	13	14	12	14	15	24	14	16	19	16	33	31	16	12	14	12	13	15	
25	15	13	33	B	B	B	20	16	B	B	B	B	B	22	B	B	B	B	B	B	B	29	B	15	
26	13	29	B	30	36	B	13	13	13	14	16	B	16	B	16	B	B	B	B	B	B	B	B	B	
27	B	B	B	B	B	B	B	B	B	B	B	B	B	B	B	B	B	B	B	B	B	B	B	B	
28	B	B	B	B	B	B	B	B	B	B	B	B	B	B	B	B	B	B	B	B	B	26	25	B	
29	B	B	B	B	B	B	B	B	B	B	B	B	B	B	B	B	B	B	B	B	B	B	B	B	
30	20	21	16	32	27	B	30	B	B	18	28	20	20	14	14	18	18	17	13	13	14	24	14	14	
31																									
	00	01	02	03	04	05	06	07	08	09	10	11	12	13	14	15	16	17	18	19	20	21	22	23	
CNT	30	30	30	30	30	30	30	30	30	30	30	30	30	30	30	30	30	30	30	30	30	30	30	30	
MED	13	14	15	19	18	15	15	14	16	17	20	20	19	22	20	20	17	19	16	13	14	13	13	14	
U Q	20	21	B	B	B	B	26	20	22	22	B	B	B	B	B	56	33	34	32	19	22	20	16	15	
L Q	12	12	12	13	13	13	13	13	14	14	17	16	18	16	16	15	14	14	14	12	13	12	12	12	

NOV. 2011 fmin (0.1MHz)

NATIONAL INSTITUTE OF INFORMATION AND COMMUNICATIONS TECHNOLOGY, JAPAN

IONOSPHERIC DATA STATION SHOWA-ST.

NOV. 2011 h'F (KM)

45°E MEAN TIME (G.M.T. + 3 H)

LAT. 69°00.4'S LON. 039°35.4'E SWEEP 1.0MHz TO 15.0MHz IN 15.0SEC IN MANUAL SCALING

H D	00	01	02	03	04	05	06	07	08	09	10	11	12	13	14	15	16	17	18	19	20	21	22	23	
1	198	A	A	A	B	A	B	A	A	B	A	B	B	B	B	B	A	A	A	A	A	A	266	240	
2	A	A	A	B	B	218	A	A	A	B	B	B	B	B	B	B	220	242	A	A	254	252	264	A	A
3	A	B	B	A	B	A	A	A	216	220	Y	202	Y	B	B	B	202	204	234	218	Q	Q	238	246	270
4	E A	Q	Q		Y	Y	Y E A	A	240	206	206	218	B	B	B	216	B E B	310	236	228	234	252	340	284	
5	A	A	A	A	B	A	A	B	A	A	B	204	Y	Y	B E Y	232	226	230	260	232	240	240	234	A	
6		E A	B	A	A	A	242	210	210	210	210	224	210	Y	Y	222	206	194	206	222	200	Q	Q	Q	
7	Q	Q	A	A	Q	224	226	226	B	B	B	Y	Y	206	210	240	206	222	222	230	232	232	220	238	
8	Q	Q	Q	A	A	A	A	A	212	212	204	220	220	B	220	Y	208	232	210	228	A	228	234	A	
9	258	284	318	328	244	254	238	240	224	224	224	224	212	234	202	206	226	200	230	222	210	218	226	220	
10	Q	Q	Q	Q	Q	Q	Q	Q	Q	Q	Q	Q	Q	Q	Q	Q	Q	Q	Q	Q	Q	Q	Q	Q	
11	246	Q	372	300	256	228	220	216	220	Y	Y	Y	Y	202	212	212	212	224	214	222	230	238	236	258	
12	Q	Q	Q	E B	B	242	236	216	216	208	E A	232	202	212	A	210	218	214	222	214	220	B	232	238	
13	242	260	260	284	250	232	232	226	208	216	216	198	224	222	196	208	208	214	204	224	224	228	234	220	
14	246	Q	Q	Q	Q	264	242	216	224	216	216	216	A	194	220	220	220	198	208	202	222	222	228	234	
15	246	266	276	264	254	238	230	216	216	206	B	B	B	B	B	B E B	304	226	218	218	240	240	232	242	
16	276	A	196	A	254	242	A	A	Y	Y E A	A	A	A	204	200	198	218	228	234	238	240	230	256		
17	278	294	E A	E A	252	258	230	216	216	216	210	Y	Y	Y	Y	196	A	218	E A	254	232	234	238		
18	Q	Q	218	314	A	A	254	Y E A	Y	Y	Y	Y	Y	250	Y	202	208	218	218	222	224	226	240	230	
19	256	256	276	276	E A	E A	230	208	208	210	204	216	Y	Y	204	212	200	214	212	214	232	232	232	232	
20	Q	Q	Q	Q	238	244	208	228	210	220	A E A	246	A E A	302	216	258	196	214	208	222	224	224	234	228	
21	256	246	288	208	E A	280	268	Y	A	A	Y	B	B	A	Y	Y	Y	E A	250	216	224	A	236	266	
22	220	A	A	A E A	E A	252	240	Y	192	206	B	B	A	Y	B	B	Y	B	B	B	A	Y	B	A	
23	B	A	B	B	A	B	A	A	A	B	B	194	Y	196	Y	196	196	A	B E A	238	230	228	230	A	
24	256	Y	A	188	A	A	A	222	208	194	E A	E A	E A	Y	Y	206	214	214	214	222	232	198	230	A	
25	A	A	A	B	B	B	Y	A	B	B	B	B	B	Y	B	B	B	B	B	220	B	B	B	E A	
26	242	E B	B	A	B	B	194	198	198	202	E A	236	200	B	B	A	B	B	B	B	B	B	B	B	
27	B	B	B	B	B	B	B	B	B	B	B	B	B	B	B	B	B	B	B	B	B	B	B	B	
28	B	B	B	B	B	B	B	B	B	B	B	B	B	B	B	B	B	B	B	B	B	B E Y	250	250	
29	B	B	B	B	B	B	B	B	B	B	B	B	B	B	B	B	230	232	236	224	240	A	A	B	
30	A	A	A	274	Y	B	Y	B	B	A	Y	Y	A	208	226	224	A	A	A	Y E A	258	A	A	A	
31																									
	00	01	02	03	04	05	06	07	08	09	10	11	12	13	14	15	16	17	18	19	20	21	22	23	
CNT	20	17	15	14	13	16	14	16	18	15	13	11	9	8	13	18	20	22	22	23	21	24	23	19	
MED	250	263	270	239	252	242	229	217	210	212	214	203	216	218	210	211	208	217	218	223	232	230	234	238	
U Q	259	280	290	282	263	249	232	226	216	220	229	224	235	228	221	220	219	230	230	230	239	239	238	258	
L Q	246	257	260	208	247	236	216	209	208	206	210	202	206	207	203	206	199	214	212	222	224	228	230	232	

NOV. 2011 h'F (KM)

NATIONAL INSTITUTE OF INFORMATION AND COMMUNICATIONS TECHNOLOGY, JAPAN

IONOSPHERIC DATA STATION SHOWA-ST.

DEC.2011 f_{XI} (0.1MHz)

45°E MEAN TIME (G.M.T. + 3 H)

LAT.69°00.4'S LON.039°35.4'E SWEEP 1.0MHz TO 15.0MHz IN 15.0SEC IN MANUAL SCALING

H D	00	01	02	03	04	05	06	07	08	09	10	11	12	13	14	15	16	17	18	19	20	21	22	23															
1	X 55	R	A	R	R	R	R	R	R	R	R	R	O	X	O	X	R	R	X	X	B	X	X	X	X	O	X												
2	X 56	X 57	O	X 61	X 61	R	X	O	X 81	X 84	X 86	X 88	X 88	O	X 86	R	R	O	X 73	O	X 66	X 65	X 66	O	X 61	R	X	O	X 56	X 48									
3	R	R	68	72	75	59			R	Y	X	O	X 79	X 80	O	X 84	X 86	B	B	B	O	X 85	B	X 80	X 63	X 63	55	X	X	B	O	X 52	X 55						
4	B	52	A	B	B	O	X 56	X 63	X 66	X 74	X 80	X 78	X 79	Y	B	B	B	O	X 69	X 65	X 65	X 65	X 65	O	X 62	X 62	X	O	X 62	X 61									
5	X 64	X 70	X 72	X 72	75	70	76	81	93	94		B	O	X 88	X 83	81	R	O	X 74	X 73	X 70	X 70	X 70	X 71	X 71	X	X	X	X	X	X	X							
6	X 58	70	68	70	78	85	95	99	104	105		R	X	X	X	X	X	X	X	X	X	X	X	X	X	X	X	X	X	X	X	X	X						
7	X 58	66	C	X 78	X 87	X 78			R	X 82	X 83	X 90	A	O	X 86	X 92	X 89	R	X	O	X 82	X 74	X 71	X 67	X 68	X 67	X 69	X 63	X	X	X	X	X	X					
8	X 64	X 65	O	X 70	X 71	X 83	X 96	X 98		R	O	X 102	R	O	X 100	R	O	X 94	X 92	X 84	X 76	X 73	X 72	X 66	X 66	X 63	X	X	X	X	X	X	X	X					
9	66	64	70	73	70	68	85		R	O	X 98	X 98	X 98	R	O	X 100	R	O	X 91	R	R	B	X	72		B	O	X 68	X 66	X 64	X	X	X	X	X				
10	O	X 60	O	X 60	X 63	B	X 57	R	O	X 66	X 73	X 82	X 82	R	B	B	B	R	O	X 66	X	B	B	B	X	X	O	X 60	X 68	X 63	X 63	X 61	X	X	X				
11	X 57	R	R	O	X 51	R	R	O	X 48	X 59	X 65			R	O	X 71	Y	R	O	X 72	X 68																		
12	O	X 49	O	X 50	Y	B	R	R	Y	Y	B	X 83	B	B	B	B	B	B	B	B	B	B	B	B	B	B	B	B	B	B	B	B	B	B	B	B			
13	X 57	X 57	R	R	B	R	X 64	A	X 73	X 82	X 91	X 92	X 101	B	O	X 86	X 82																						
14	X 56	X 56	X 53	X 55	X 46	X 48			R	Y	B	O	X 76	X 80	X 86	X 80	77																						
15	X 57	X 58	O	X 63	Y	68	68	84			Y	B	X 101	X 101	X 102	94	87																						
16	X 63	X 68	X 70	X 76	X 71	X 72	X 86		R	O	X 87	X 90	R	R	B	B	Y	X	O	X 72	X 73																		
17	X 66	O	X 70	X 77	R	X 89	X 92	X 90	X 91	X 102	A	R	R	R	O	X 98	X 88	X 73	X 72	X 72	X 72	X 68	X 68																
18	O	X 58	X 67	X 64	X 52	X 70	X 82	X 98	X 99	X 103	X 103	X 100	X 101	X 102	R	O	X 90	X 82	X 76	X 74	X 72	X 71	X 70	X 68	X 71	X 64	X	X	X	X	X	X	X	X	X	X			
19	65	67	72	A	68	71	90	100	102	106	106	102	102	90	83	79	71	74	68	70	67	57	47	48															
20	R	O	X 65	X 63	80	R	R	O	X 67	X 72	X 80	X 86	X 91	X 93	X 90	X 81	X 76	X 71	X 70	X 60	X 59	X 59	X 58	X 50	X 46	X 55													
21	O	X 48	X 56	X 58	X 58	A	A	Y	R	O	X 72	X 73	X 74	X 77	R	X 73	X 72	X 71	X 76	X 66	X 62	X 66	X 51	X 46	X 50														
22	X 43	X 58	A	R	X	O	X 56	X 64	X 64	X 63	X 68	X 74	X 78	X 72	X 74	R	O	X 64	R	O	X 64	X 58	X 63	X 62	X 64	X 58	X 56	X 51	X	X	X	X	X	X	X	X	X		
23	O	X 53	O	X 61	X 62	R	R	R	R	X 71																													
24	X 63	O	X 64	R	X 80	X 83	X 94	X 94	X 96	X 99																													
25	X 52	O	X 58	O	X 60	X 69	X 63	R	R	A	X 71	X 79	X 87	X 86	X 86	X 80	X 76																						
26	O	X 64	O	X 64	O	X 71	X 81	X 86	91																														
27	X 64	O	X 63	X 70	X 82	X 86	X 95	X 96	X 106	X 107	X 101	X 98	X 93	X 80	X 80	X 70	X 72	X 75	X 72	X 67	X 64	X 64	X 64	X 68	X 68	X 68	X 68	X 68	X 68	X 68	X 68	X 68	X 68	X 68	X 68	X 68	X 68		
28	O	X 63	O	X 69	X 74	X 80	X 93	X 101	X 100	X 98	X 103																												
29	X 49	X 68	X 64	X 69	X 68	X 70	X 81	X 81	X 81	X 79	X 80	X 81	X 82	X 90																									
30	72	A	R	O	X 51	X 57	R	O	X 76	R																													
31	O	X 51	X 57	X 56	69	R	R	R	O	X 66	X 75	X 81	X 75	X 71	X 72	R	R	O	X 69	X 68	X 66	X 70	X 71	X 68	X 58	X 53	X 50												
	00	01	02	03	04	05	06	07	08	09	10	11	12	13	14	15	16	17	18	19	20	21	22	23															
CNT	28	27	22	22	22	20	21	19	23	25	21	25	21	16	15	22	23	22	24	28	29	25	31	30															
MED	X 58	X 64	X 66	X 70	X 70	X 72	X 84	X 82	X 83	X 86	X 88	X 86	X 88	X 87	X 83	X 74	X 73	X 70	X 68	X 66	X 66	X 62	X 62	X 60															
UQ	X 64	X 67	X 70	X 78	X 82	X 86	X 94	X 98	X 102	X 100	X 100	X 98	X 100	X 90	X 88	X 82	X 74	X 74	X 72	X 69	X 68	X 66	X 65	X 64															
LQ	X 54	X 57	X 61	X 61	X 63	X 66	X 66	X 72	X 74	X 80	X 78	X 78	X 77	X 80	X 73	X 70	X 70	X 66	X 65	X 62	X 62	X 58	X 53	X 51															

DEC.2011 f_{XI} (0.1MHz)

NATIONAL INSTITUTE OF INFORMATION AND COMMUNICATIONS TECHNOLOGY, JAPAN

IONOSPHERIC DATA STATION SHOWA-ST.

DEC.2011 foF2 (0.1MHz) 45°E MEAN TIME (G.M.T. + 3 H)

LAT.69°00.4'S LON.039°35.4'E SWEEP 1.0MHz TO 15.0MHz IN 15.0SEC IN MANUAL SCALING

H D	00	01	02	03	04	05	06	07	08	09	10	11	12	13	14	15	16	17	18	19	20	21	22	23													
1	49	R	A	R	R	R	R	R	R	R	R	65	67	R	R	R	J	R	B	J	R	J	R	58	56	52	43										
2	50	J	R			R				R	R	U	R	82	82	U	R	67	60	59	60	U	R		50	42											
3	R	R	F	F	F	F	R	Y	J	R	U	R	R	B	B	B		B	J	R			B	U	R	49											
4	B	F	A	B	B	R				R	J	R	J	U	R	Y	B	B		R																	
5	58	64	66	66	66	64	J	R	J	R	J	R	R	B	R	R	J	R	R							J	R	J	R								
6	52	54	F	F	F	F	J	R	J	R	J	R	R	J	R	J	R	J	R																		
7	52	56	C	J	R	J	R	J	R	J	R	A	R	R	R	R	J	R	U	R	R	R	R	R	R	R	S	56									
8	58	J	R			F	J	R	R	J	R	D	R	R	D	R	R	D	R	R	J	R				J	R	55									
9	F	R	R	R	B	J	R	R						B	B	B	R			B	J	R	B	R	R	R	R	54									
10	R	R	R	B	J	R	R							B	B	B	R			B	B	B	J	R													
11	J	R	R	R	R	R	R	R	R	R	R	U	R	Y	D	R				B	B	U	R	R	R	R	R	43									
12	R	44	Y	B	R	R	Y	Y	B	J	R	B	B	B	B	B	B	B	B	B	B	B	B	B	B	B	B	41									
13	51	J	R	R	R	B	R	J	R	R				J	R	U	R	J	R	B	U	R	J	R	B	B	B	51									
14	50	J	R			R	U	R	R	Y	B	J	R	U	R	J	R	J	R	B	J	R															
15	J	R	S	Y	F					Y	B	J	R	J	R	J	R	88	81	Y																	
16	J	R	J	R	J	R	J	R	R	R	J	R	R	D	R	B	B	Y	U	R	B	R					S	R	J	R							
17	J	R	64	71	R	J	R	J	R	J	R	R	A	D	R	D	R	R	R	R	R	R	R	R	R	R	R	R	60								
18	J	R	J	R	R	J	R	J	R	R	R	R	R	R	R	R	R	R	J	R	R	R	R	R	R	R	R	R	58								
19	F	F	56	66	A	F	J	R	84	94	92	100	100	R	R	96	96	J	85	77	73	65	68	62	64	61	51	41	J	R	42						
20	R	S	59	57	R	R	R	R	J	R	R	J	R	J	R	U	R	U	R	R									J	R	49						
21	42	47	F	52	52	R	A	A	Y	R									R	J	R								J	R	44						
22	J	R	F	A	R																								J	R	J	R	45				
23	47	50	55	56	R	R	R	R																						J	R	J	R	56			
24	57	58	S	D	R	J	R	J	R	J	R	R	R	R	R	R	R	Y	U	R	Y	R	R	R	R	R	R	R	J	R	J	R	56				
25	46	52	54	63	57	R	A	A	Y	R																				J	R	J	R	58			
26	58	58	S	R	J	R	J	R	J	R	J	R	R	R	R	Y	R	R	U	R	U	R	U	R	U	R	D	R	A	J	R	J	R	58			
27	58	57	64	71	71	81	89	90	100	101	95	92	87	74	74	64	66	J	R	J	R	J	R	J	R	J	R	J	R	J	R	J	R	62			
28	57	63	68	74	87	95	94	92	J	R	R	R	R	R	R	R	J	R	J	R	J	R	R	R	R	R	R	R	J	R	J	R	J	R	60		
29	43	55	58	59	62	60	75	68	F	U	R	F	J	R	J	R	J	R	J	R	B	B	R	B	63	63	56	53	J	R	J	R	F	52			
30	F	A	R	F	R	R	R	R	R	R	R	R	R	R	R	Y	R	A	R	R	R	J	R	R	R	J	R	J	R	J	R	J	R	R	45		
31	45	F	J	R	F	R	R	R	R	R	R	R	R	R	R	R	R	J	R	R										J	R	J	R	J	R	F	39
	00	01	02	03	04	05	06	07	08	09	10	11	12	13	14	15	16	17	18	19	20	21	22	23													
CNT	28	27	23	21	22	20	22	20	24	26	23	27	22	17	15	22	23	22	24	28	29	26	31	30													
MED	52	55	58	63	64	66	76	78	78	80	81	81	82	81	77	68	67	64	62	60	60	56	56	54													
U Q	57	59	64	70	71	80	88	91	92	92	93	92	93	85	82	76	68	68	66	63	62	59	58	56													
L Q	48	50	55	52	57	59	60	66	68	74	72	71	71	74	67	64	64	60	59	56	56	51	47	45													

DEC.2011 foF2 (0.1MHz)

NATIONAL INSTITUTE OF INFORMATION AND COMMUNICATIONS TECHNOLOGY, JAPAN

IONOSPHERIC DATA STATION SHOWA-ST.

DEC.2011 ftEs (0.1MHz) 45°E MEAN TIME (G.M.T. + 3 H)

LAT.69°00.4'S LON.039°35.4'E SWEEP 1.0MHz TO 15.0MHz IN 15.0SEC IN MANUAL SCALING

H D	00	01	02	03	04	05	06	07	08	09	10	11	12	13	14	15	16	17	18	19	20	21	22	23					
1	37	42	56	40	36	G	44	49	50	50	50	G	G	G	33	G	G	B	E	B	34	32	G	G					
2	G	G	G	32	38	G	G	32	34	33	36	32	G	G	36	30	G	G	31	29	34	27	25	32					
3	38	45	35	34	32	32	33	G	32	32	33	31	B	B	B	G	B	G	33	32	G	B	32	37					
4	B	41	58	B	B	33	36	34	G	G	G	G	G	B	B	B	G	30	G	G	E	B	G	18					
5	G	20	34	31	32	38	34	G	G	G	B	E	B	36	43	42	58	39	42	42	28	34	33	29					
6	30	26	22	22	25	26	29	32	34	36	34	37	38	36	41	36	32	36	43	32	26	39	G	G					
7	21	29	C	40	42	32	33	32	34	G	73	G	41	46	43	56	42	35	30	E	B	30	43	G	24				
8	G	24	E	B	32	32	38	38	32	35	36	38	G	38	35	27	39	42	35	32	32	29	39	20					
9	29	26	27	27	27	29	31	31	26	G	26	40	79	66	42	40	38	B	G	B	E	B	30	32	30				
10	21	E	B	E	B	B	30	37	32	40	32	42	32	B	B	B	31	41	B	B	B	29	27	G	E	B	22		
11	39	42	34	32	32	41	32	34	G	32	32	E	B	G	38	40	37	30	B	B	28	27	E	B	33	27	G		
12	23	24	G	B	G	G	G	G	B	36	B	B	B	B	B	B	B	B	B	B	B	B	B	32	25	G			
13	32	36	42	G	B	E	B	36	25	32	28	G	G	B	E	B	54	36	B	B	B	E	B	E	B	E	B	29	G
14	36	32	34	37	32	34	41	Y	B	E	B	G	E	B	G	G	B	G	28	35	35	B	22	E	B	20	G		
15	E	B	G	28	27	31	30	22	B	32	32	34	32	39	G	36	34	E	B	G	28	G	G	36	58	G			
16	32	25	28	31	92	70	57	40	32	38	36	26	G	B	B	G	36	32	B	32	51	61	S	46	40	G			
17	51	71	71	E	B	35	35	50	47	61	61	42	42	48	89	57	32	36	32	30	35	37	67	33	22	G			
18	32	32	41	28	27	31	33	41	41	41	33	30	37	36	G	28	22	G	G	G	25	30	26	36	36	33	G		
19	34	27	31	71	41	32	36	34	36	36	23	32	36	33	38	38	35	32	38	G	27	31	31	22	G				
20	27	E	B	24	36	51	37	40	34	24	24	35	37	33	31	G	G	G	28	34	30	G	24	40	34	G			
21	41	39	39	42	37	70	61	28	32	37	28	38	38	33	34	35	25	35	31	28	43	42	45	G					
22	38	34	58	34	35	33	34	42	35	24	35	22	33	38	G	34	33	46	G	28	27	27	24	33	G				
23	33	32	34	46	41	46	38	50	32	34	27	G	32	34	36	33	32	21	21	32	32	41	32	22	G				
24	27	43	42	32	34	36	38	46	52	59	65	36	34	34	42	26	25	G	G	32	30	40	35	16	G				
25	28	31	81	42	42	42	41	63	31	G	35	39	G	39	36	32	G	36	G	28	41	91	80	37	G				
26	29	28	56	43	26	25	34	38	58	43	37	G	39	G	36	32	31	27	G	G	44	69	66	77	81	G			
27	41	41	42	28	28	G	22	31	G	38	36	39	39	35	37	24	32	G	G	G	33	28	22	22	G				
28	20	24	G	28	28	28	34	G	24	G	38	44	44	40	59	39	42	33	26	41	30	23	23	33	G				
29	38	42	40	40	75	38	50	36	32	G	G	G	34	32	G	B	B	E	B	B	20	30	G	34	34	36	G		
30	59	58	38	33	31	41	41	42	42	G	24	37	27	G	G	G	35	67	50	82	G	27	41	46	70	G			
31	42	33	42	33	44	41	36	31	43	G	30	63	G	22	33	G	32	30	31	33	34	34	34	28	G				
	00	01	02	03	04	05	06	07	08	09	10	11	12	13	14	15	16	17	18	19	20	21	22	23					
CNT	30	31	30	28	29	31	31	30	28	31	29	29	27	25	26	28	27	23	26	29	29	29	31	31					
MED	32	32	35	32	32	34	35	34	32	32	34	31	33	36	36	34	32	31	30	30	30	33	32	28					
U Q	38	41	42	40	41	41	41	41	38	38	37	40	38	39	42	36	38	36	34	33	32	40	36	36					
L Q	23	25	28	28	28	29	32	31	G	G	G	G	G	G	G	G	G	G	G	G	28	26	27	25	20	G			

DEC.2011 ftEs (0.1MHz)

NATIONAL INSTITUTE OF INFORMATION AND COMMUNICATIONS TECHNOLOGY, JAPAN

IONOSPHERIC DATA STATION SHOWA-ST.

DEC.2011 fmin (0.1MHz) 45°E MEAN TIME (G.M.T. + 3 H)

LAT.69°00.4'S LON.039°35.4'E SWEEP 1.0MHz TO 15.0MHz IN 15.0SEC IN MANUAL SCALING

$\begin{matrix} H \\ D \end{matrix}$	00	01	02	03	04	05	06	07	08	09	10	11	12	13	14	15	16	17	18	19	20	21	22	23	
1	12	14	13	14	13	14	14	13	14	14	14	13	14	14	14	15	14	B	14	28	16	13	14	12	
2	13	14	12	13	14	13	14	14	16	15	14	14	14	16	30	23	20	16	14	14	15	14	13	19	
3	14	15	14	17	12	15	15	22	20	19	14	21	B	B	B	15	B	16	29	14	22	B	14	14	
4	B	13	20	B	B	15	14	19	16	16	16	16	16	B	B	B	19	14	18	15	30	16	12	12	
5	12	13	12	21	15	12	16	14	18	29	B	56	28	28	27	20	19	18	13	13	13	21	18	15	
6	13	14	14	14	13	12	13	13	14	15	12	18	20	16	18	18	20	14	15	14	14	13	13	13	
7	13	12	C	13	13	12	14	13	19	19	15	24	14	18	20	17	15	18	19	30	14	12	12	12	
8	12	12	26	12	13	12	12	15	17	15	20	18	15	19	13	13	14	13	14	13	14	12	14	14	
9	14	13	13	13	12	14	13	14	13	15	14	15	14	23	28	22	14	B	14	B	29	30	25	14	
10	15	25	40	B	30	13	14	13	12	14	16	B	B	B	23	18	B	B	B	19	16	13	36	14	
11	19	15	18	17	24	26	14	13	13	13	19	56	18	18	19	15	20	B	B	11	12	34	13	14	
12	13	13	14	B	23	20	17	20	B	14	B	B	B	B	B	B	B	B	B	B	B	19	17	12	
13	13	13	13	24	B	28	57	18	15	14	15	18	14	B	54	15	B	B	B	39	31	36	13	13	
14	14	18	15	16	16	18	21	29	B	35	18	55	19	23	B	18	16	16	B	29	B	13	11	20	
15	21	13	14	18	13	13	13	12	B	15	17	18	18	21	28	22	14	34	14	13	13	24	12	12	
16	13	12	12	13	13	13	12	13	13	26	15	18	B	B	13	13	15	B	13	12	12	S	26	12	
17	12	24	12	27	13	12	14	12	13	22	14	14	20	14	18	16	15	12	13	13	14	28	12	14	
18	28	15	16	16	12	14	14	14	12	14	13	13	15	18	19	18	15	18	14	13	14	12	14	14	
19	13	12	13	24	14	14	12	12	13	15	16	13	15	13	13	15	15	13	12	12	13	13	12	15	
20	17	25	21	22	18	20	14	13	13	14	13	14	16	19	25	24	16	14	12	14	18	12	13	12	
21	20	16	13	14	12	12	16	19	15	14	19	13	13	14	15	13	14	13	20	13	12	12	14	14	
22	17	12	12	20	14	12	16	14	12	14	13	13	13	14	19	18	17	18	13	14	12	12	14	14	
23	12	12	18	15	14	14	14	12	15	15	14	14	15	13	14	15	13	13	13	13	13	13	11	12	
24	12	12	12	12	12	12	13	13	14	14	13	17	14	15	15	14	15	14	15	15	15	12	13	11	
25	14	12	18	14	15	13	17	16	14	17	14	14	20	16	19	19	18	14	15	14	13	15	13	13	
26	13	13	13	15	18	13	15	13	15	14	14	13	13	14	14	14	14	14	12	13	13	12	12	13	
27	12	11	13	12	12	12	12	14	14	14	14	13	14	12	13	14	13	12	13	13	14	11	14	12	
28	12	12	13	12	12	13	14	13	14	14	14	13	16	18	14	13	17	13	13	14	13	12	12	13	
29	14	14	13	15	13	13	12	14	18	15	15	15	15	15	B	B	60	B	13	15	18	13	14	14	
30	16	24	14	11	12	14	13	13	18	13	13	15	16	16	19	18	18	12	12	12	12	12	14	14	
31	14	13	14	13	18	16	14	16	23	23	14	14	16	13	15	27	19	18	15	19	18	13	13	13	
	00	01	02	03	04	05	06	07	08	09	10	11	12	13	14	15	16	17	18	19	20	21	22	23	
CNT	31	31	30	31	31	31	31	31	31	31	31	31	31	31	31	31	31	31	31	31	31	30	31	31	
MED	13	13	14	15	13	13	14	14	15	15	14	15	16	18	19	18	16	16	14	14	14	13	13	13	
U Q	16	15	16	21	18	15	15	16	18	17	16	18	20	23	28	22	20	B	B	19	19	18	19	14	14
L Q	12	12	13	13	12	12	13	13	13	14	14	13	14	14	14	15	14	13	13	13	13	12	12	12	

DEC.2011 fmin (0.1MHz)

NATIONAL INSTITUTE OF INFORMATION AND COMMUNICATIONS TECHNOLOGY, JAPAN

IONOSPHERIC DATA STATION SHOWA-ST.

DEC. 2011 h'F (KM)

45°E MEAN TIME (G.M.T. + 3 H)


LAT. 69°00.4'S LON. 039°35.4'E SWEEP 1.0MHz TO 15.0MHz IN 15.0SEC IN MANUAL SCALING

H D	00	01	02	03	04	05	06	07	08	09	10	11	12	13	14	15	16	17	18	19	20	21	22	23		
1	A	A	A	A	A	A	A	A	A	A	A	A	A	226	226	A	216	216	B	216	230	A	234	242	260	A
2	240	238	260	A	A	E A	260	222	208	216	216	200	204	Y	Y	R	222	210	200	212	228	A	226	222	236	A
3	A	A	244	204	206	206	208	Y	208	206	206	Y	Y	B	B	B	210	B	E Y	A	236	236	204	B	A	A
4	B	E A	A	B	B	A	E A	276	224	202	202	Y	Y	Y	B	B	B	202	210	210	236	236	250	238	248	244
5	266	256	E A	244	Y	E A	280	266	242	226	Y	Y	B	B	Y	Y	A	218	218	226	226	226	226	234	242	Q
6	A	266	Q	196	256	252	206	200	208	208	220	210	Y	Y	184	204	198	206	206	212	220	230	230	230	230	Q
7	Q	242	244	C	E A	268	236	220	220	206	204	204	A	204	218	A	218	198	198	226	218	224	224	224	234	240
8	240	214	266	248	230	216	208	206	214	Y	Y	Y	Y	208	A	A	200	194	198	200	206	232	232	234	248	
9	230	246	Q	256	290	262	240	240	220	212	202	202	A	A	A	Y	204	204	B	B	216	B	228	240	240	244
10	256	284	284	B	E B	A	E A	252	196	234	234	234	B	B	B	A	A	B	B	B	234	242	Y	276	252	A
11	A	A	A	E A	258	A	A	E A	282	204	198	196	A	B	Y	E A	266	210	A	B	B	222	236	270	276	210
12	A	E A	A	Y	B	A	A	Y	Y	B	210	B	B	B	B	B	B	B	B	B	B	B	B	202	258	236
13	A	210	A	A	B	A	B	A	210	200	234	Y	Y	Y	B	B	214	B	B	B	E B	278	234	240	240	246
14	240	A	A	A	A	E A	260	A	G	B	198	Y	B	Y	Y	B	Y	198	204	B	204	B	208	230	244	
15	238	228	204	Y	228	228	214	Y	B	206	206	200	Y	A	Y	200	200	210	Y	210	230	240	230	232		
16	244	238	244	244	A	E A	238	258	230	196	208	208	A	Y	B	B	Y	198	196	B	A	E A	A	S	A	242
17	272	264	A	A	E A	246	220	A	A	A	A	A	204	A	A	A	E Y	266	196	214	214	214	232	A	236	224
18	252	234	288	224	254	216	238	192	194	202	194	Y	194	Y	A	Y	204	202	202	214	224	212	Q	A	238	Q
19	254	256	256	A	A	206	196	196	198	194	Y	Y	214	214	214	190	200	200	206	206	212	202	210	234	226	Q
20	202	240	252	216	E A	A	Y	240	194	Y	Y	194	194	196	Y	Y	202	214	218	208	222	204	222	188	A	A
21	A	A	254	238	242	A	A	A	A	A	A	200	200	222	222	206	206	200	238	230	226	218	A	218	A	A
22	A	194	A	A	A	A	A	A	A	A	Y	A	Y	Y	204	196	206	206	202	202	222	222	244	232	A	A
23	A	A	A	A	A	A	A	A	Y	A	196	186	Y	Y	222	204	202	202	202	202	204	224	224	224	234	A
24	234	E A	E A	E A	E A	218	218	E A	A	A	A	A	200	A	220	A	Y	Y	Y	Y	202	218	234	238	238	238
25	Q	242	200	A	A	200	A	A	Y	216	196	196	Y	Y	Y	202	208	200	210	220	212	218	A	222	222	A
26	240	246	A	A	E A	248	A	220	240	A	A	200	Y	Y	A	A	A	A	A	A	E A	A	A	A	246	A
27	206	238	254	Q	Q	224	214	196	198	196	214	210	198	198	198	200	200	196	196	206	206	206	206	206	230	214
28	Q	228	242	250	234	236	224	206	198	200	212	212	212	A	202	202	202	200	204	212	212	224	224	224	220	Q
29	E A	288	254	206	214	198	192	E A	234	204	174	188	206	216	E Y	B	B	B	B	B	230	224	224	230	248	248
30	Q	206	A	A	236	236	A	A	A	E A	262	192	Y	Y	Y	Y	210	198	Y	A	A	A	212	234	A	A
31	E A	A	A	A	A	A	A	A	A	208	Y	H	A	Y	Y	210	214	214	Y	220	220	234	234	230	240	240
	00	01	02	03	04	05	06	07	08	09	10	11	12	13	14	15	16	17	18	19	20	21	22	23		
CNT	23	24	17	16	19	17	19	20	20	22	17	13	11	14	12	22	21	20	23	29	28	24	29	26		
MED	240	242	252	238	231	218	214	206	207	203	201	204	204	206	204	204	202	206	214	220	226	228	235	236		
U Q	252	262	258	255	248	249	240	225	215	212	210	208	214	222	216	210	206	212	220	232	234	239	247	244		
L Q	228	236	244	229	228	210	208	198	198	196	196	197	198	198	201	200	198	202	206	212	223	214	230	224		

DEC. 2011 h'F (KM)

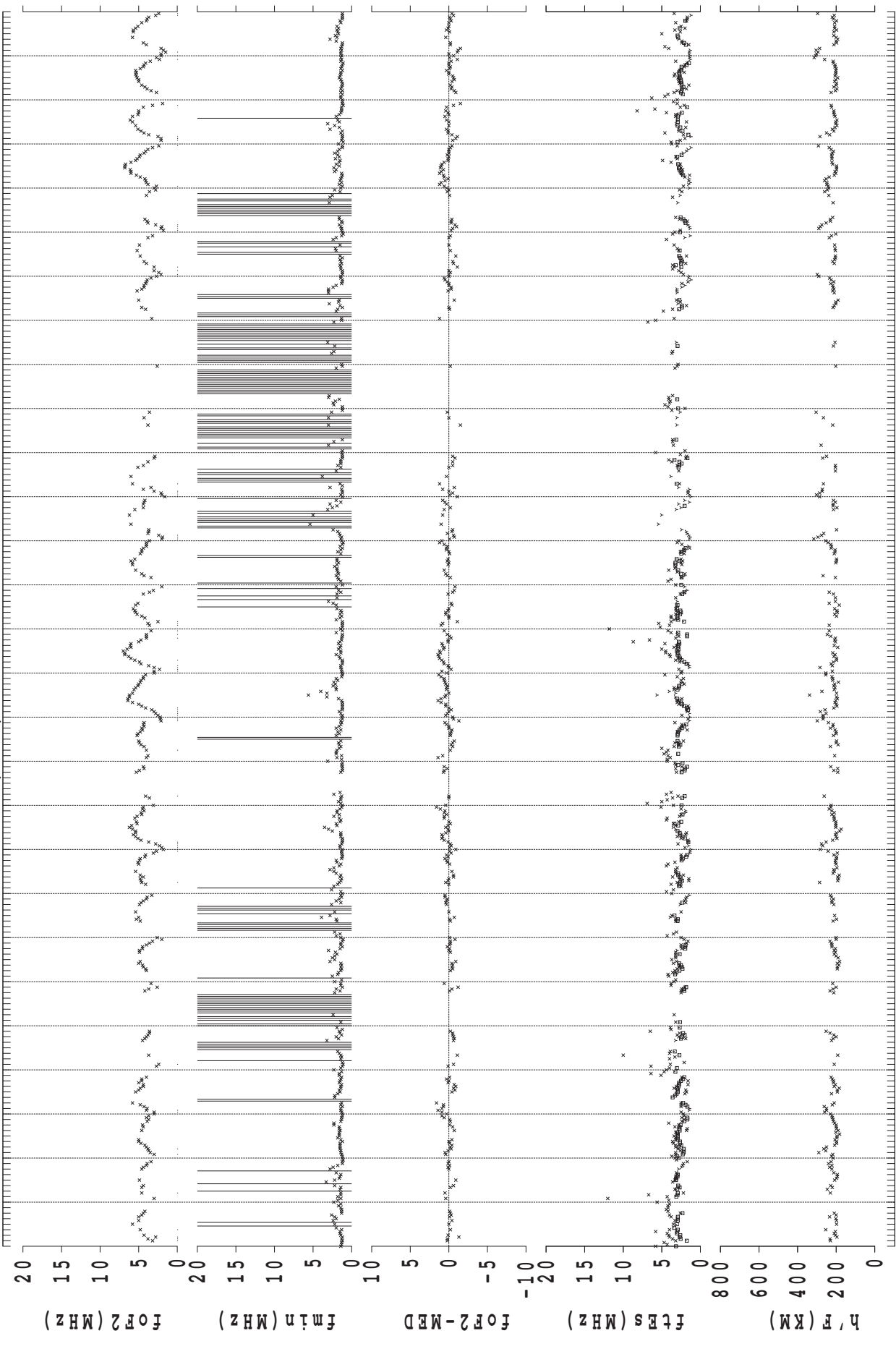
NATIONAL INSTITUTE OF INFORMATION AND COMMUNICATIONS TECHNOLOGY, JAPAN

2011 0101 -> 2011 0131 (99) SYOWA-ST.



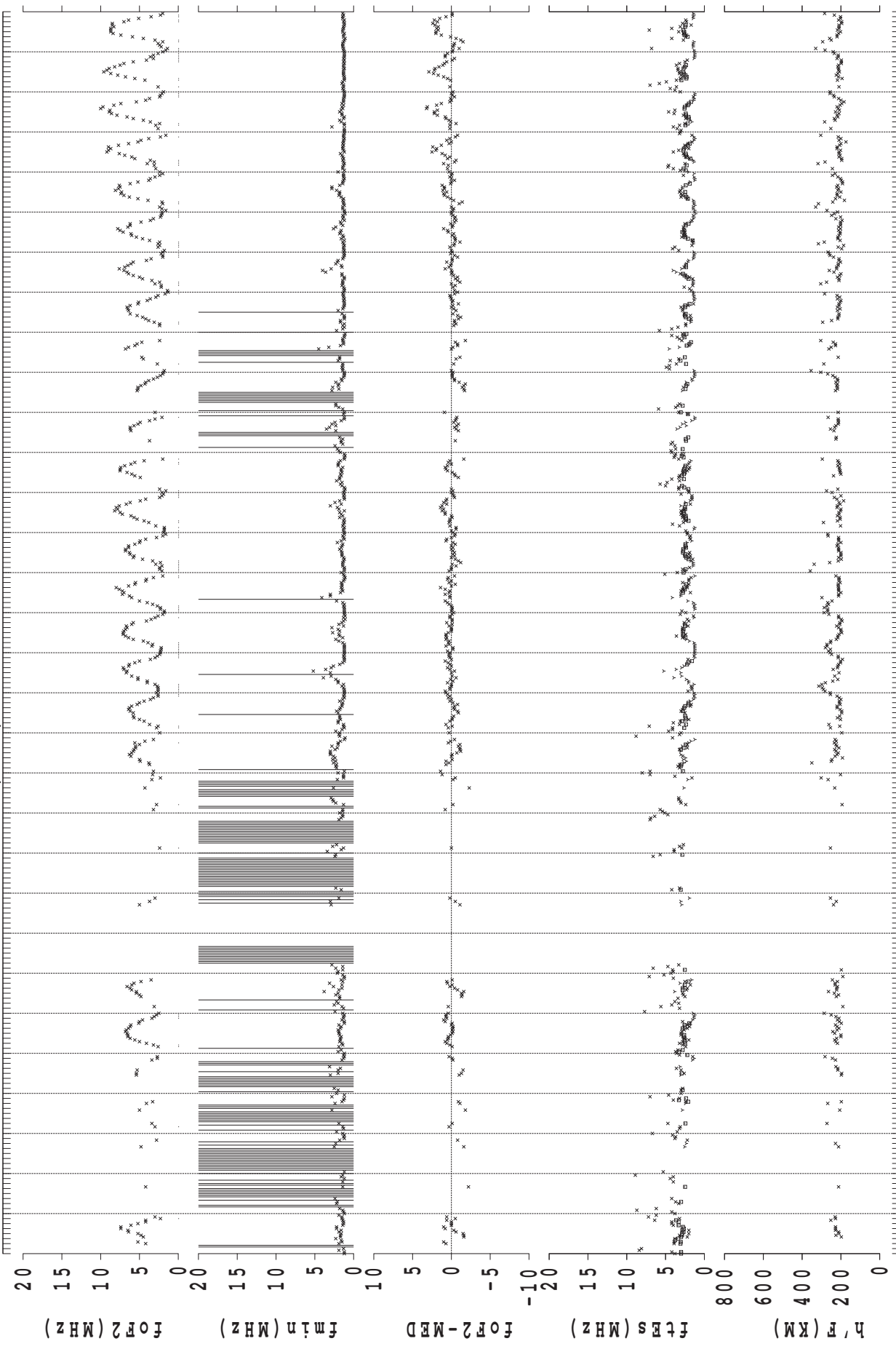
1 2 3 4 5 6 7 8 9 10 11 12 13 14 15 16 17 18 19 20 21 22 23 24 25 26 27 28 29 30 31 DAY/45° EMT

2011 0201 -> 2011 0228 (99) SYOWA-ST.



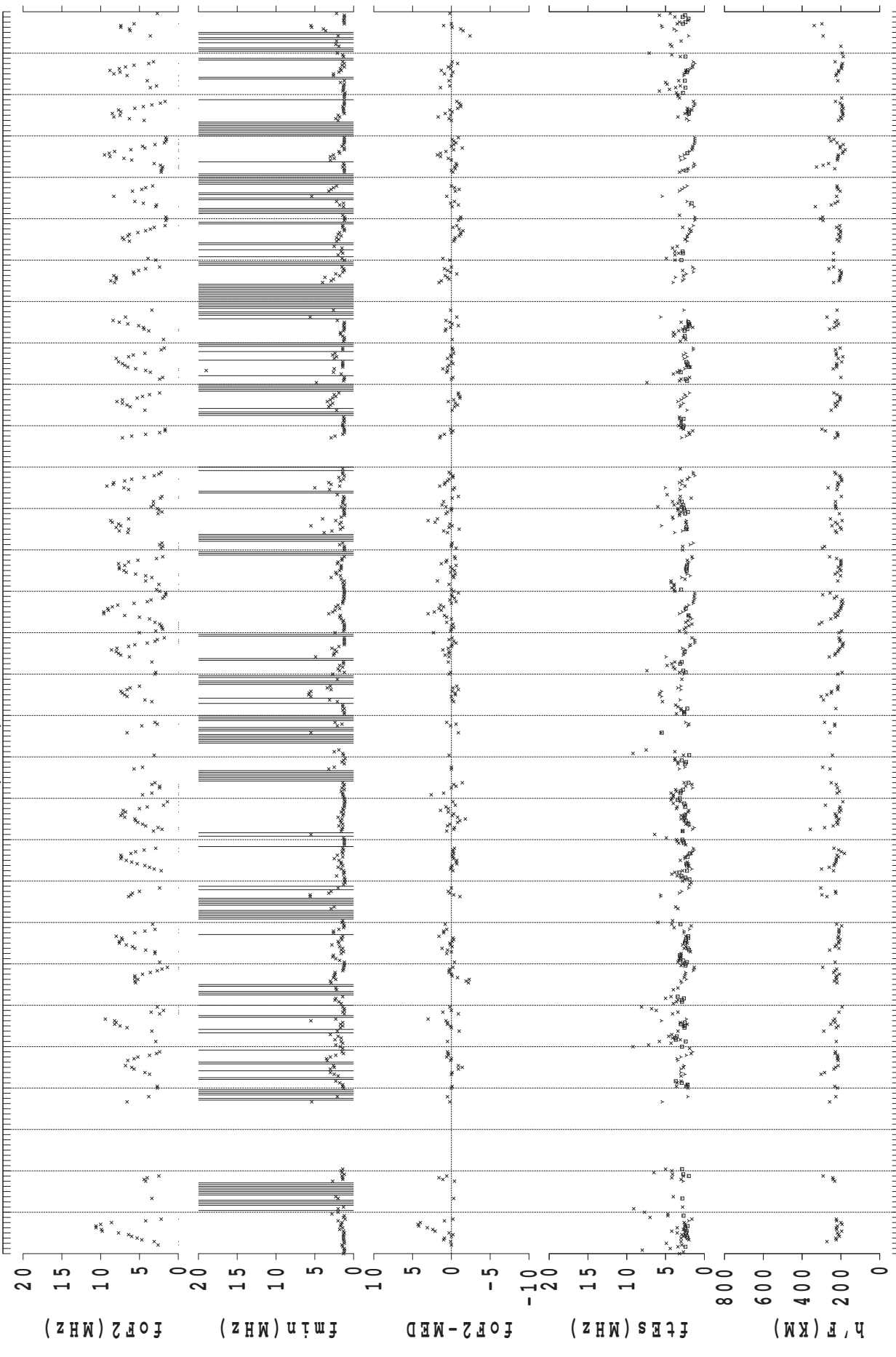
1 2 3 4 5 6 7 8 9 10 11 12 13 14 15 16 17 18 19 20 21 22 23 24 25 26 27 28 DAY/45° EMT

2011 0301 -> 2011 0331 (99) SYOWA-ST.



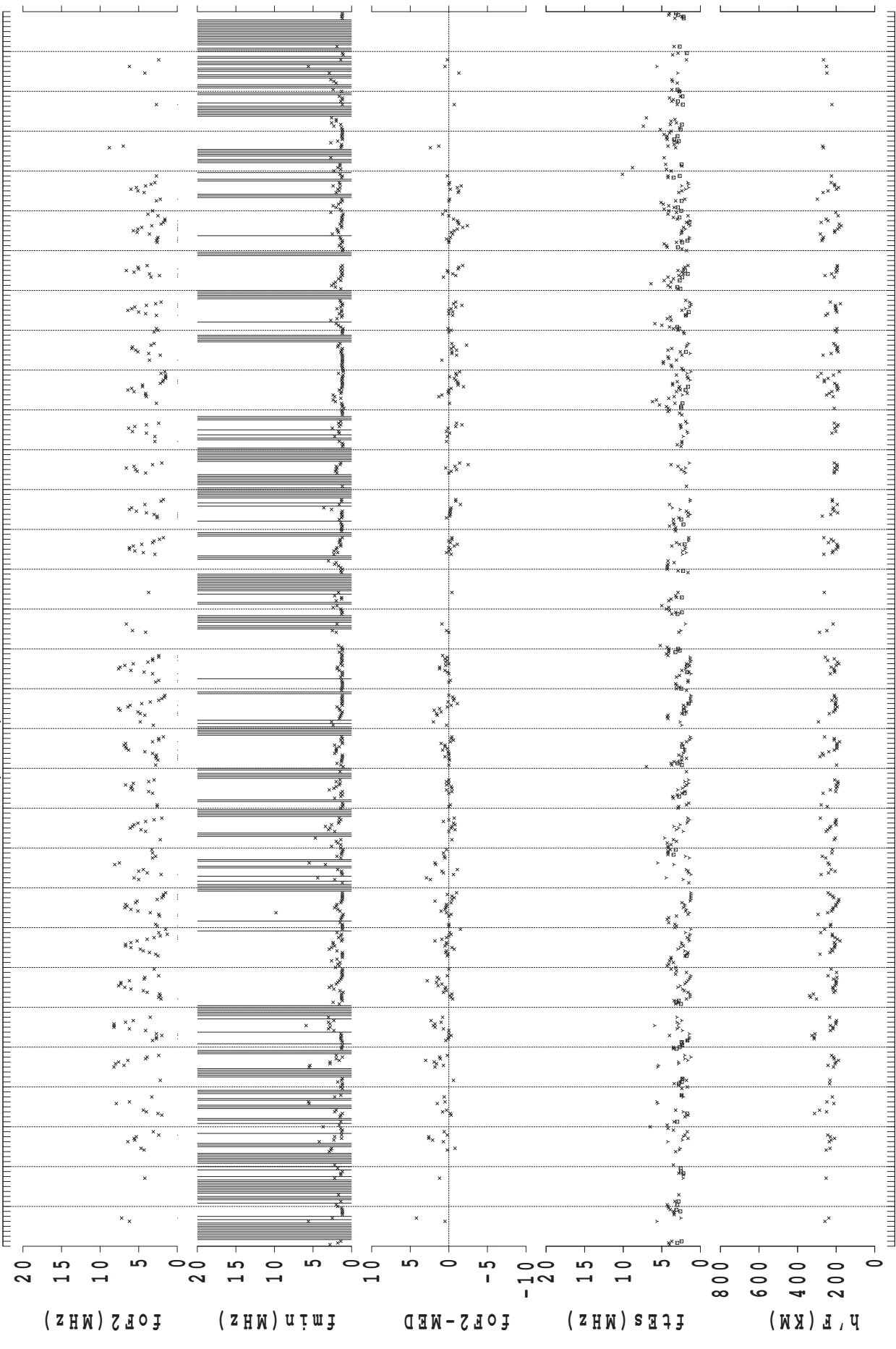
1 2 3 4 5 6 7 8 9 10 11 12 13 14 15 16 17 18 19 20 21 22 23 24 25 26 27 28 29 30 31 DAY/45° EMT

2011 0401 -> 2011 0430 (99) SYOWA-ST.



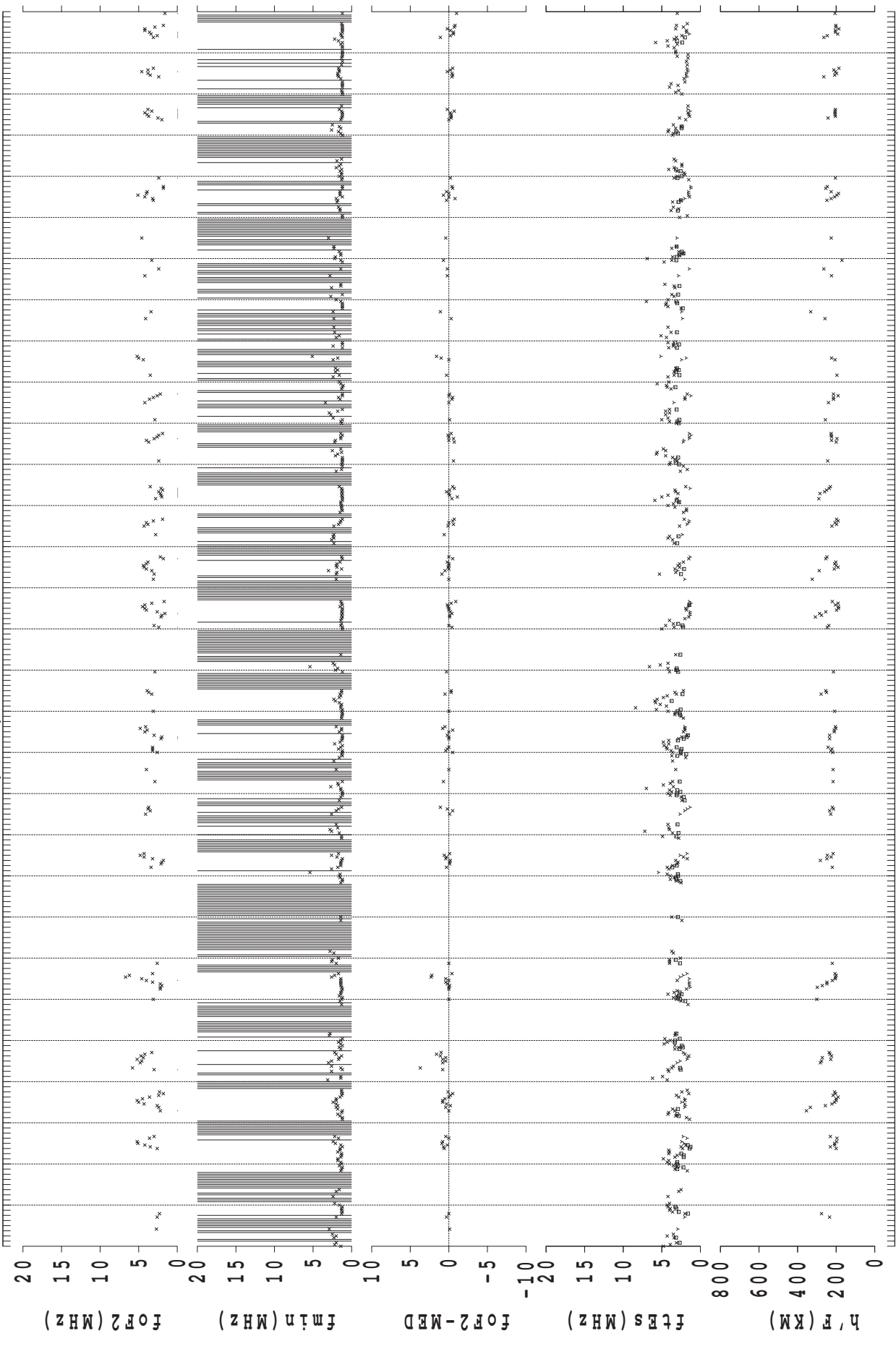
1 2 3 4 5 6 7 8 9 10 11 12 13 14 15 16 17 18 19 20 21 22 23 24 25 26 27 28 29 30 DAY/45° EMT

2011 0501 -> 2011 0531 (99) SYOWA-ST.



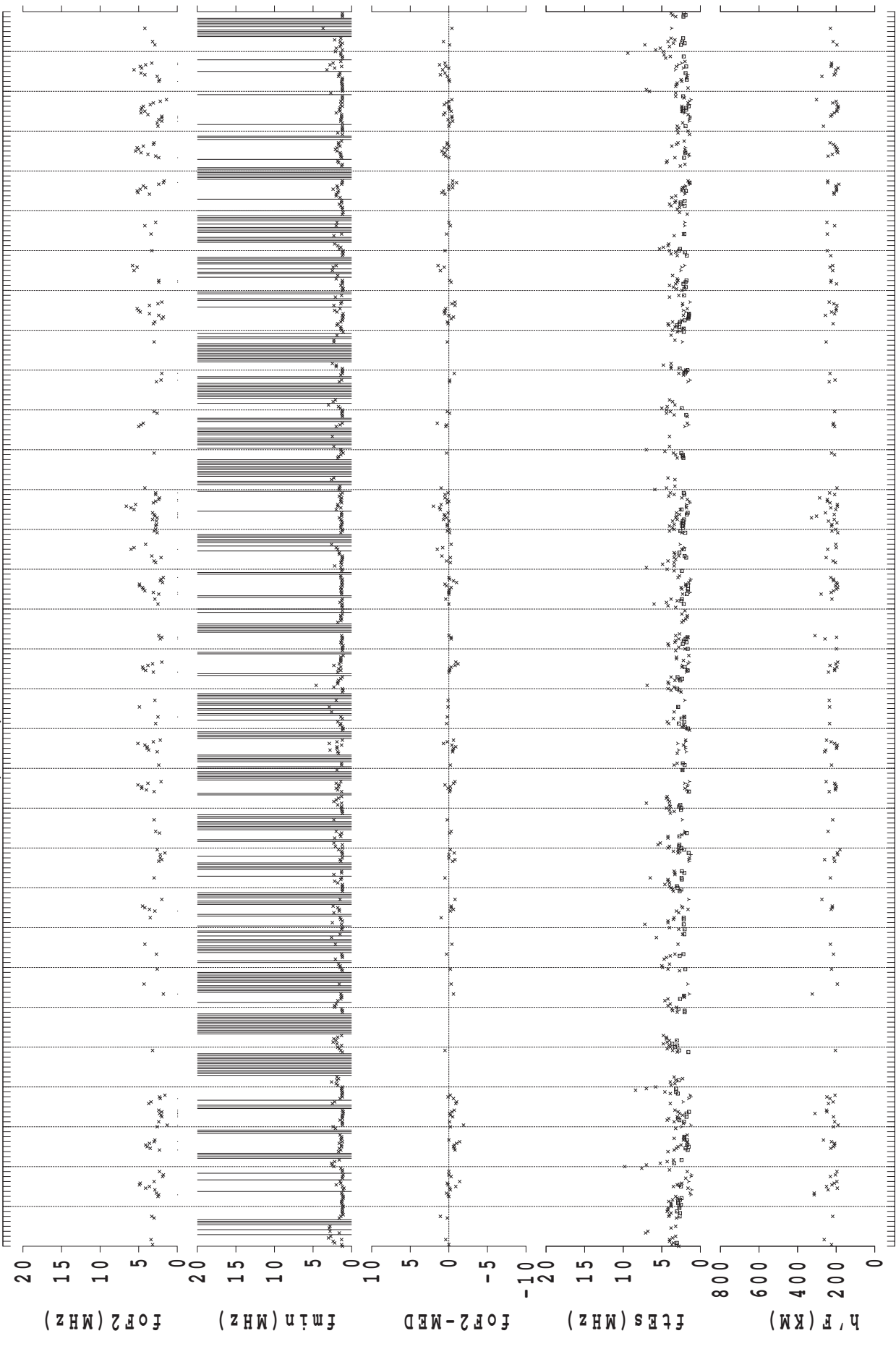
1 2 3 4 5 6 7 8 9 10 11 12 13 14 15 16 17 18 19 20 21 22 23 24 25 26 27 28 29 30 31 DAY/45° EMT

2011 0601 -> 2011 0630 (99) SYOWA-ST.



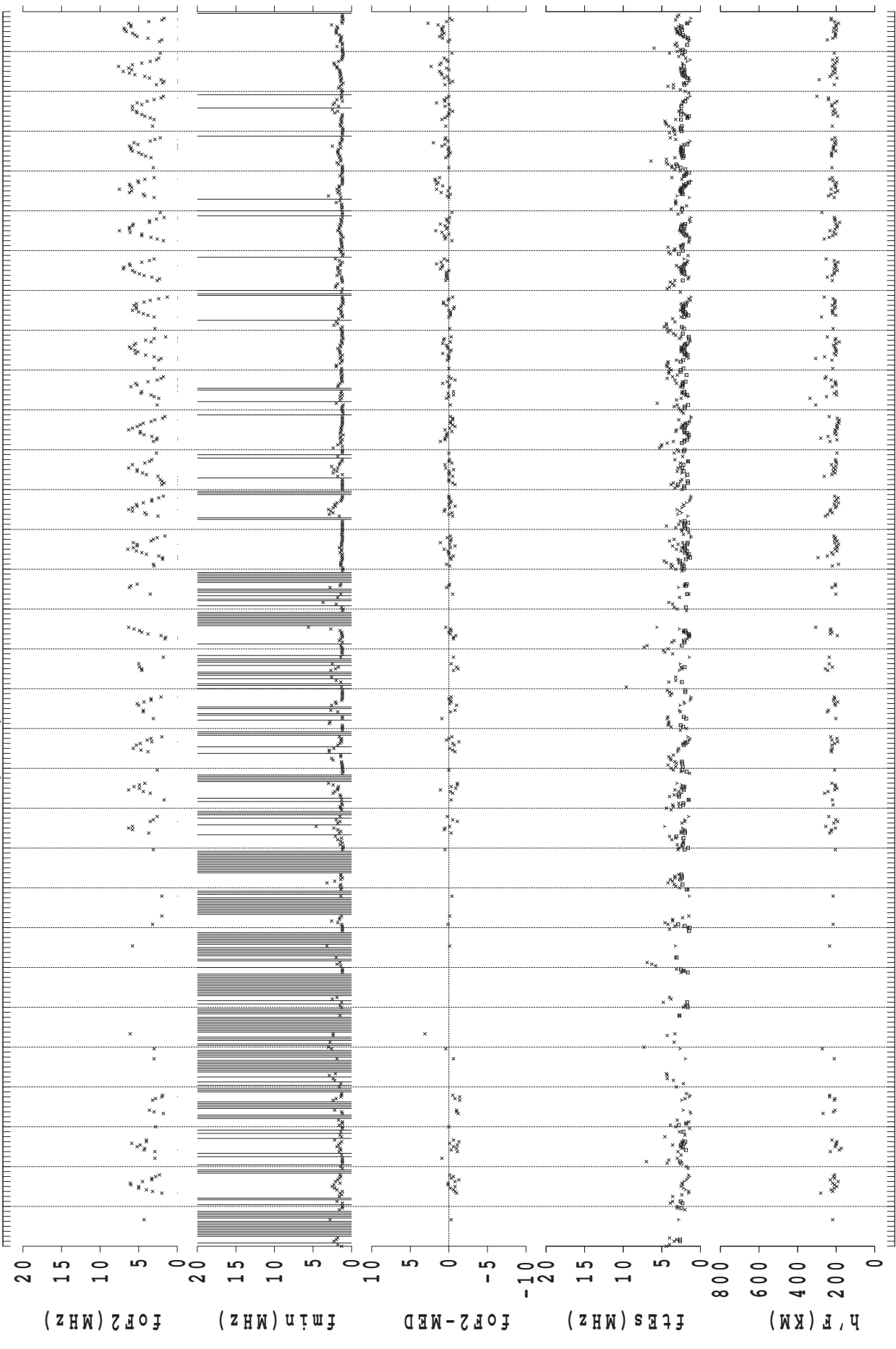
1 2 3 4 5 6 7 8 9 10 11 12 13 14 15 16 17 18 19 20 21 22 23 24 25 26 27 28 29 30 DAY/45° EMT

2011 0701 -> 2011 0731 (99) SYOWA-ST.




1 2 3 4 5 6 7 8 9 10 11 12 13 14 15 16 17 18 19 20 21 22 23 24 25 26 27 28 29 30 31 DAY/45° EMT

2011 0801 -> 2011 0831 (99) SYOWA-ST.



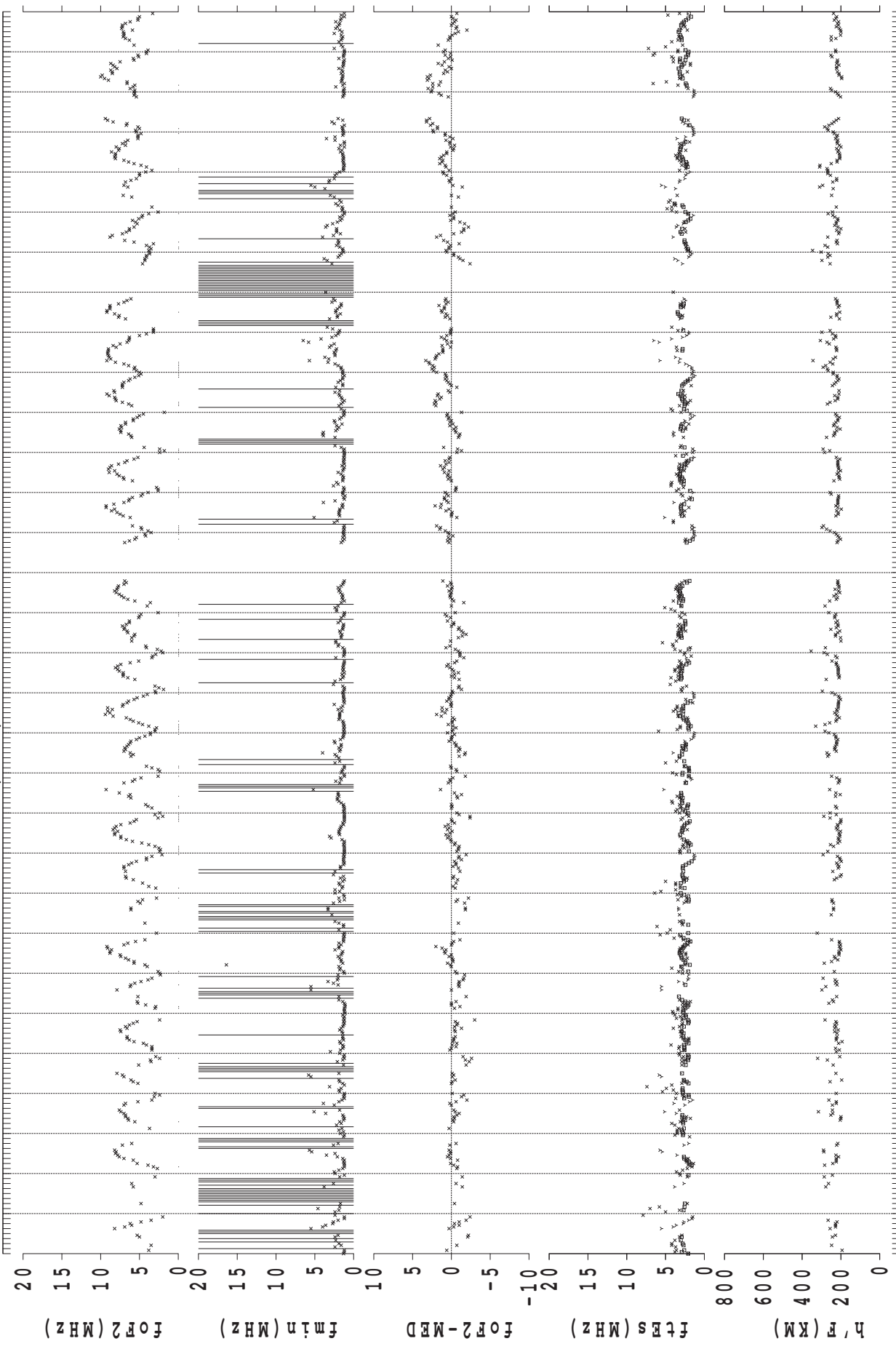
1 2 3 4 5 6 7 8 9 10 11 12 13 14 15 16 17 18 19 20 21 22 23 24 25 26 27 28 29 30 31 DAY/45° EMT

2011 0901 -> 2011 0930 (99) SYOWA-ST.




1 2 3 4 5 6 7 8 9 10 11 12 13 14 15 16 17 18 19 20 21 22 23 24 25 26 27 28 29 30 DAY/45° EMT

2011 1001 -> 2011 1031 (99) SYOWA-ST.




1 2 3 4 5 6 7 8 9 10 11 12 13 14 15 16 17 18 19 20 21 22 23 24 25 26 27 28 29 30 31 DAY/45° EMT

2011 1101 -> 2011 1130 (99) SYOWA-ST.



1 2 3 4 5 6 7 8 9 10 11 12 13 14 15 16 17 18 19 20 21 22 23 24 25 26 27 28 29 30 DAY/45° EMT

2011 1201 -> 2011 1231 (99) SYOWA-ST.

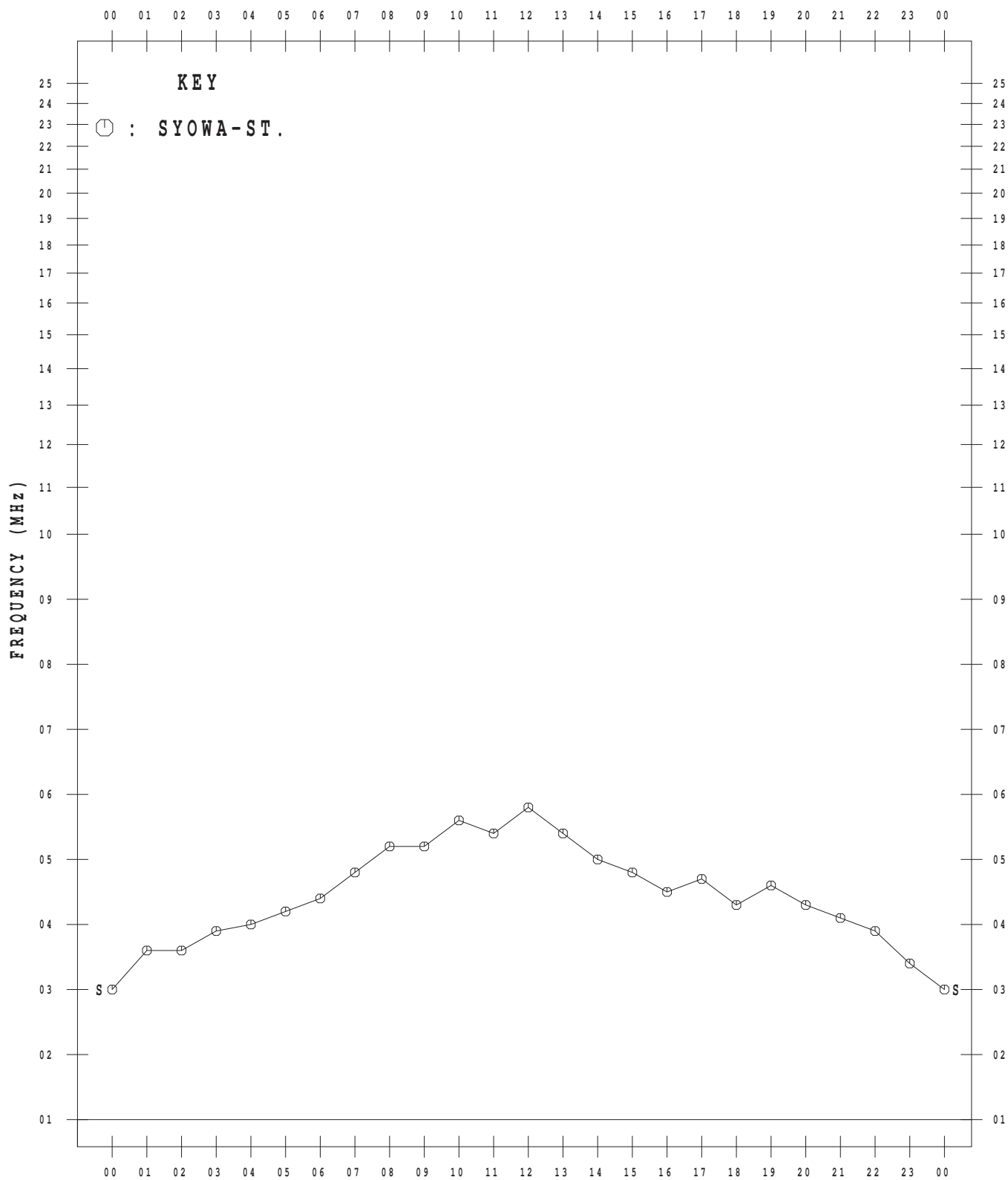


1 2 3 4 5 6 7 8 9 10 11 12 13 14 15 16 17 18 19 20 21 22 23 24 25 26 27 28 29 30 31 DAY/45° EMT

MONTHLY MEDIAN VALUES OF f_oF_2

45° E MEAN TIME

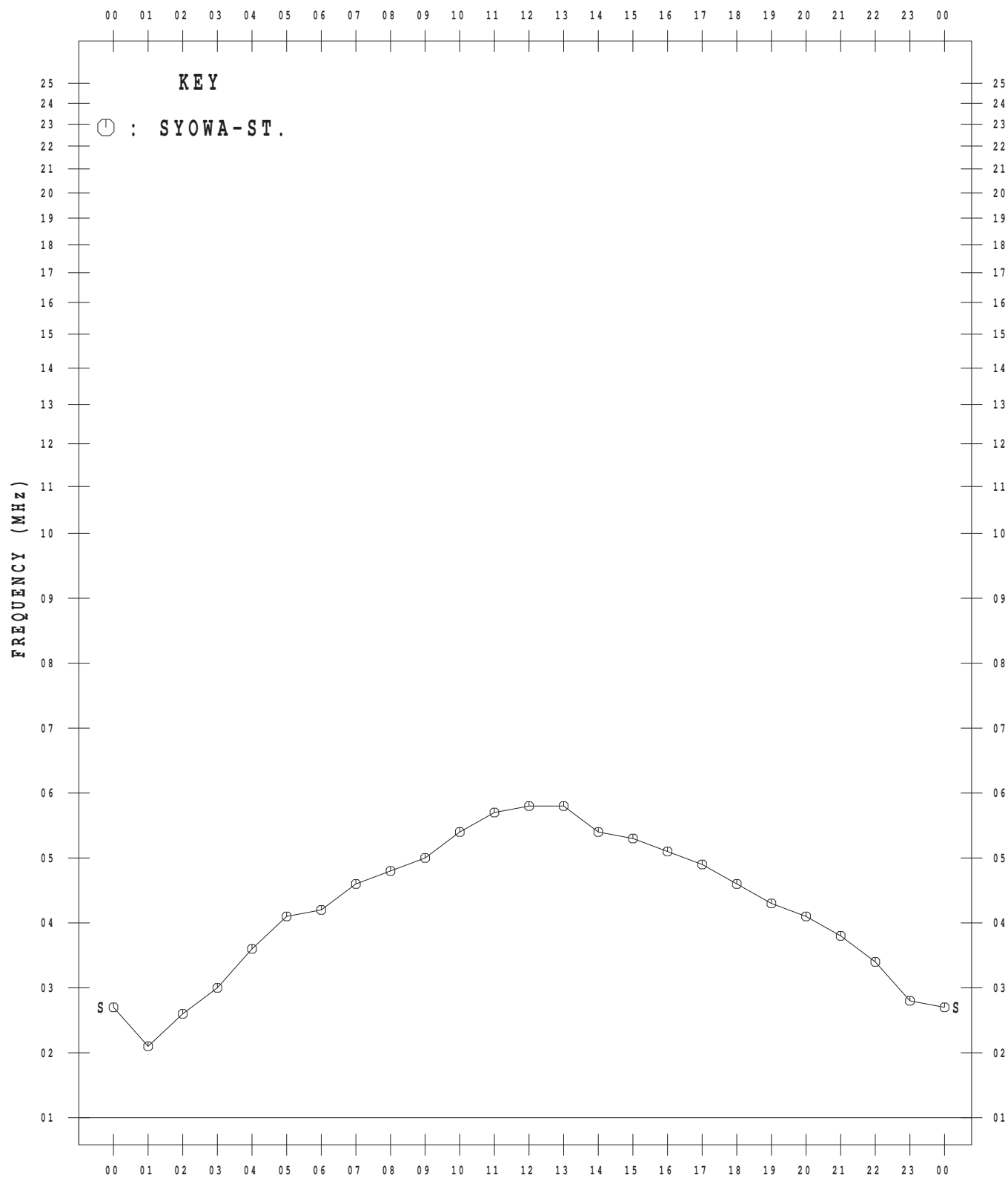
JAN. 2011



MONTHLY MEDIAN VALUES OF f_oF₂

45° E MEAN TIME

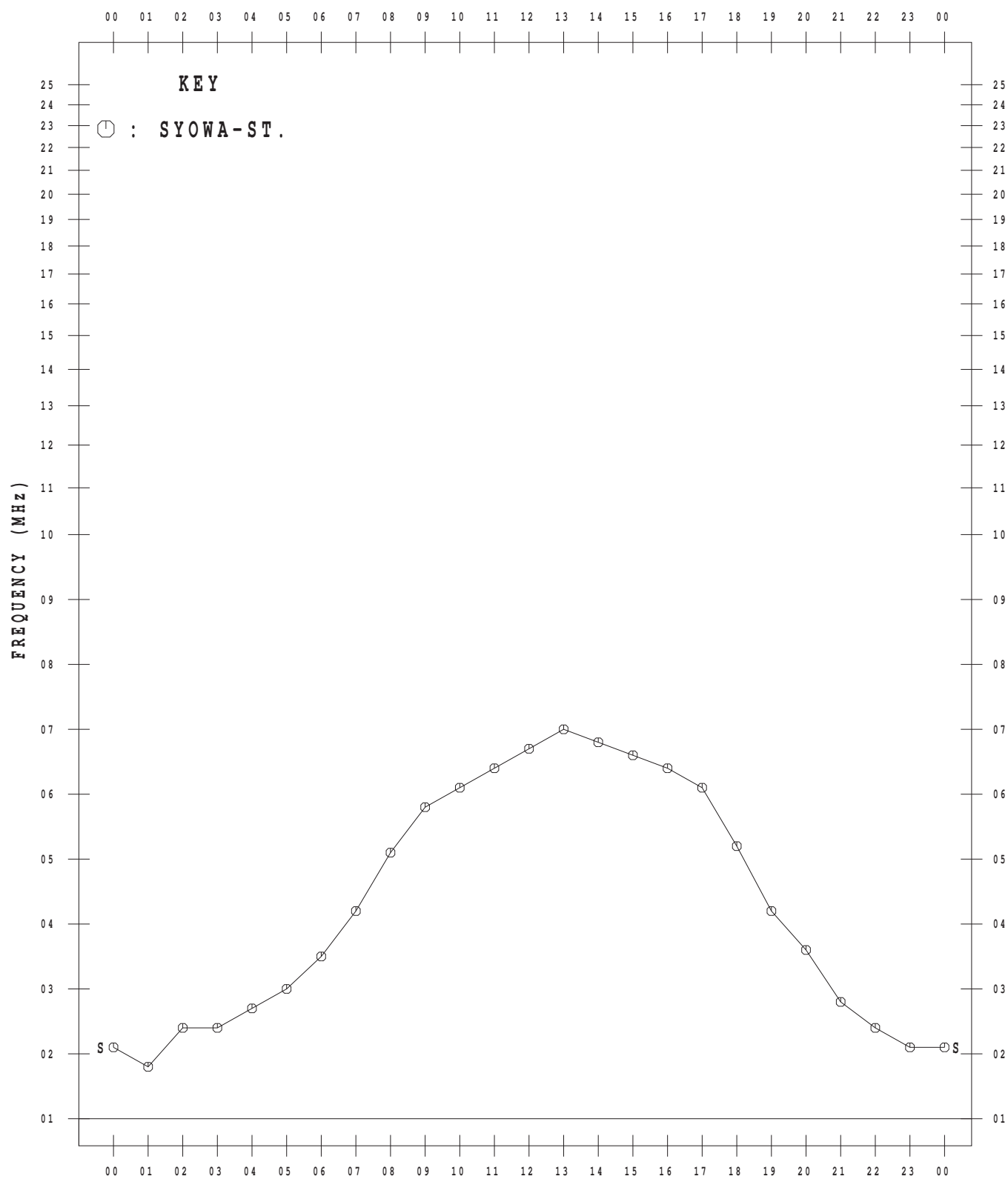
FEB. 2011



MONTHLY MEDIAN VALUES OF f_oF_2

45° E MEAN TIME

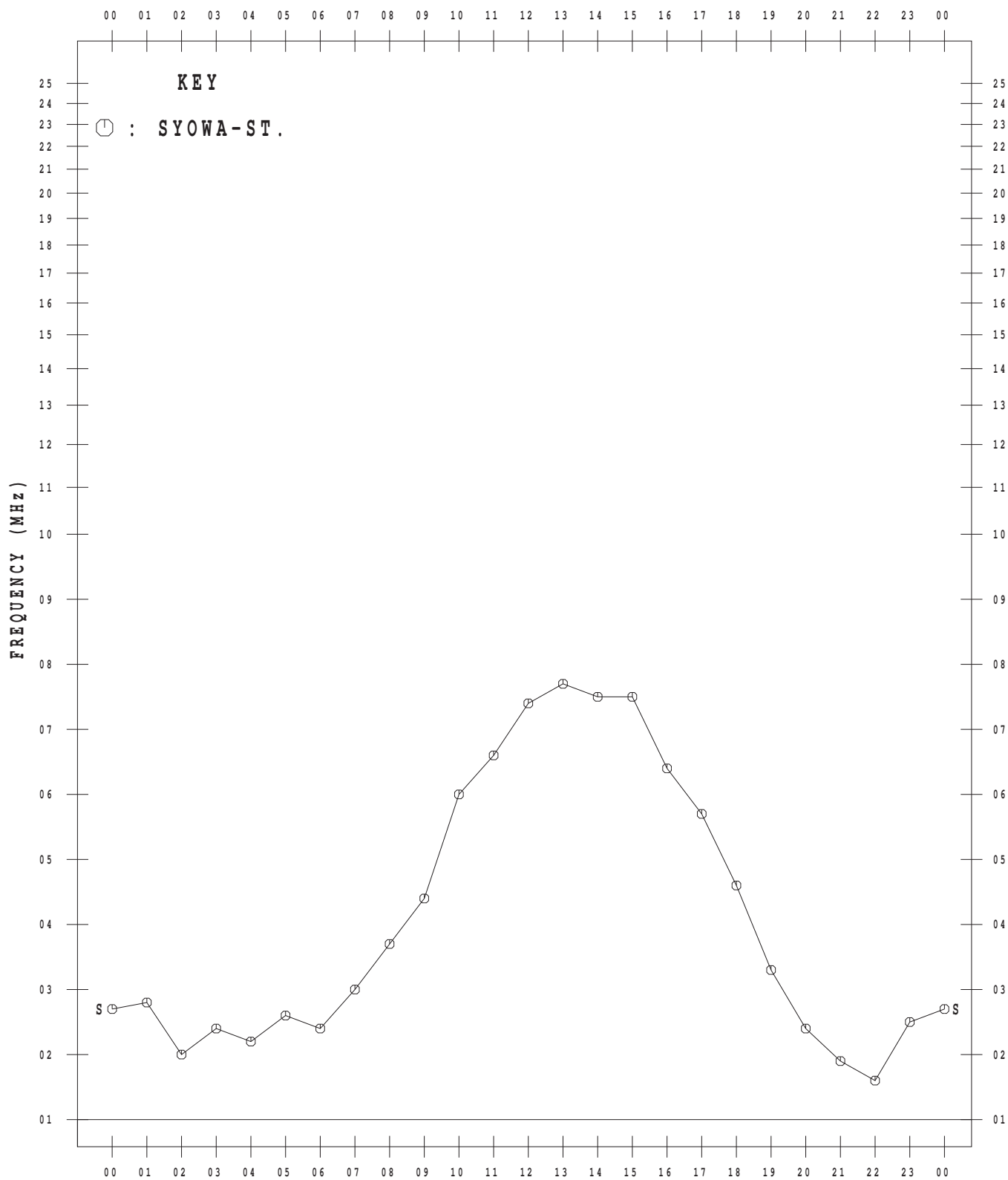
MAR. 2011



MONTHLY MEDIAN VALUES OF f_oF_2

45° E MEAN TIME

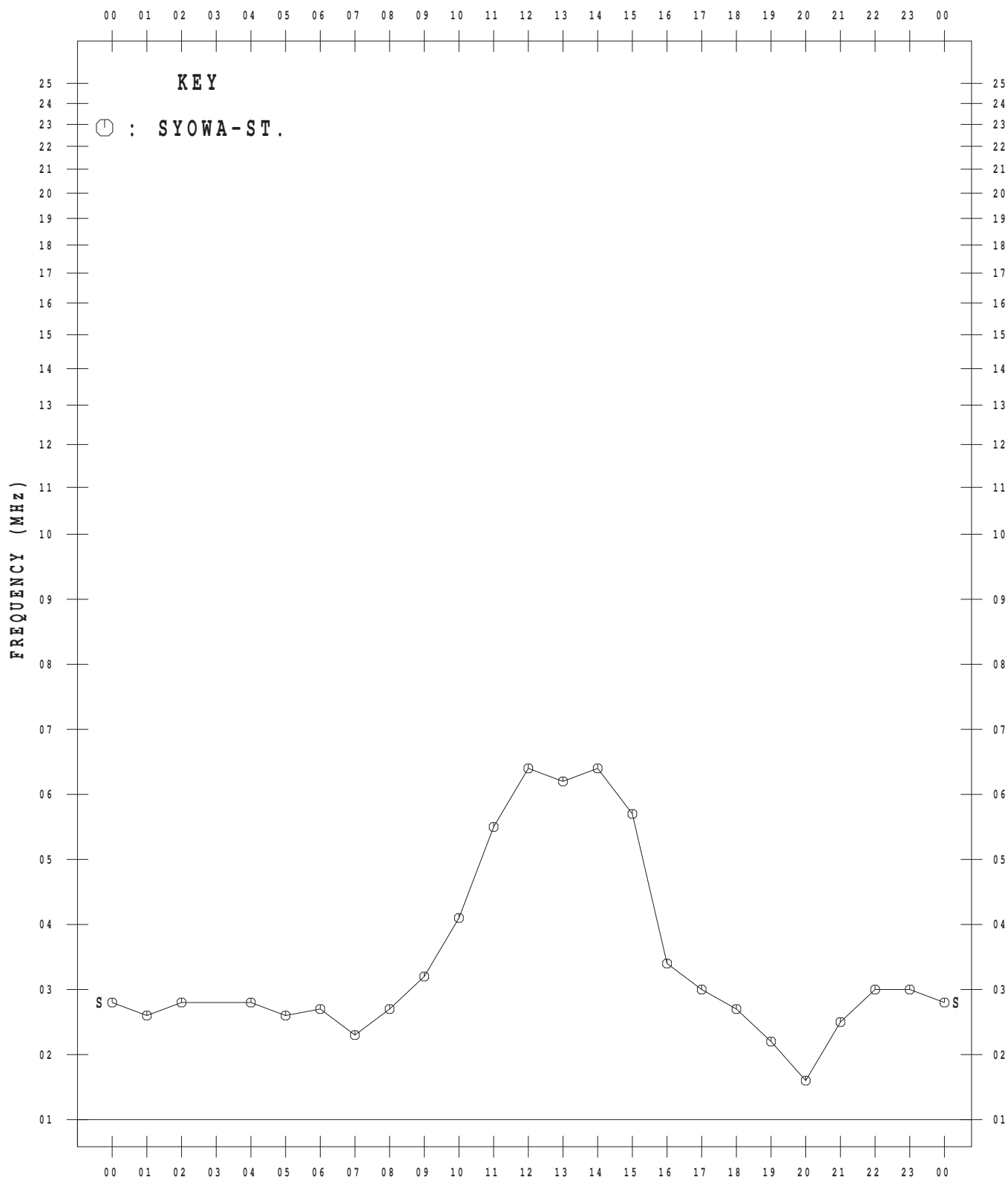
APR. 2011



MONTHLY MEDIAN VALUES OF f_oF_2

45° E MEAN TIME

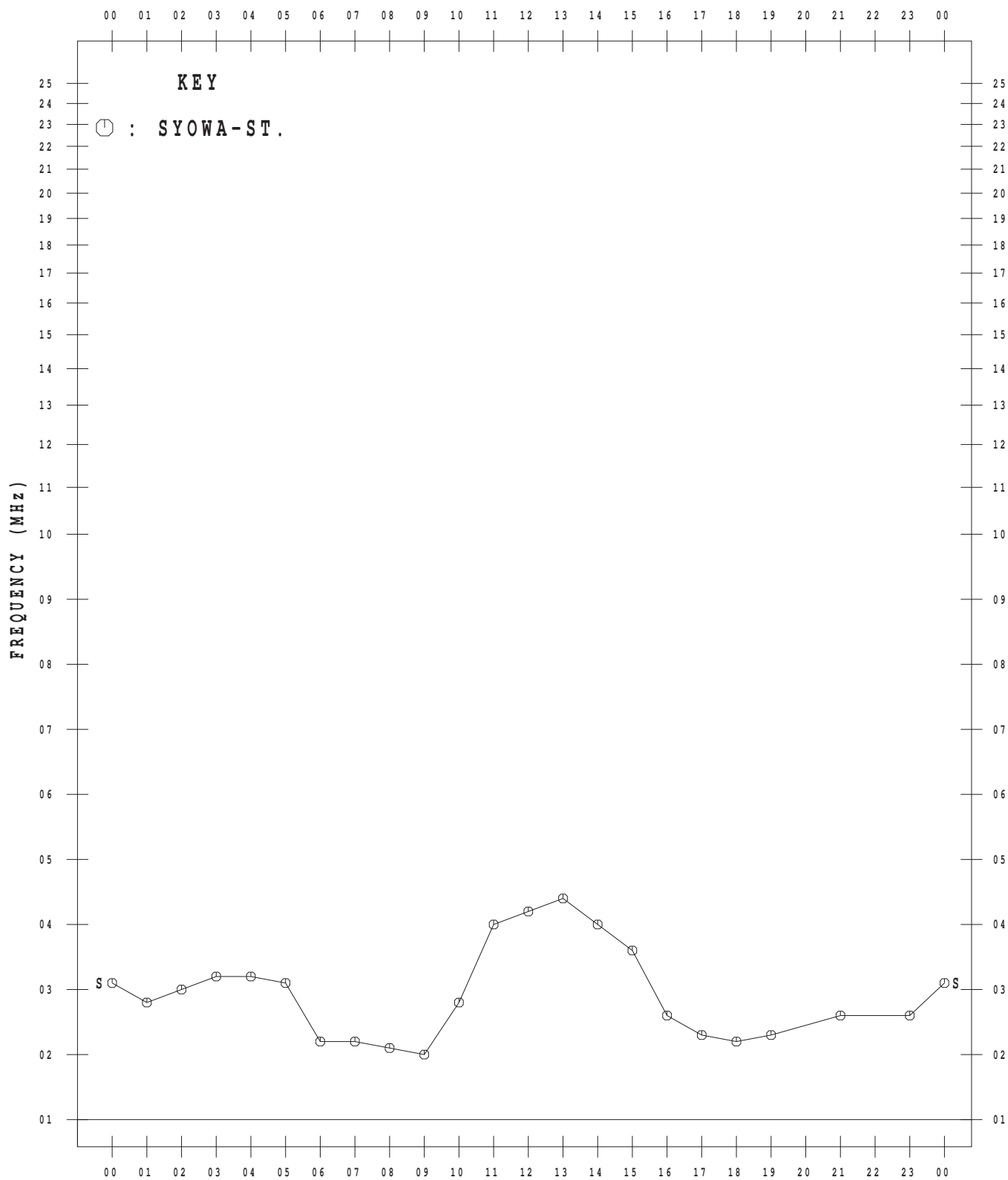
MAY 2011



MONTHLY MEDIAN VALUES OF f_oF_2

45° E MEAN TIME

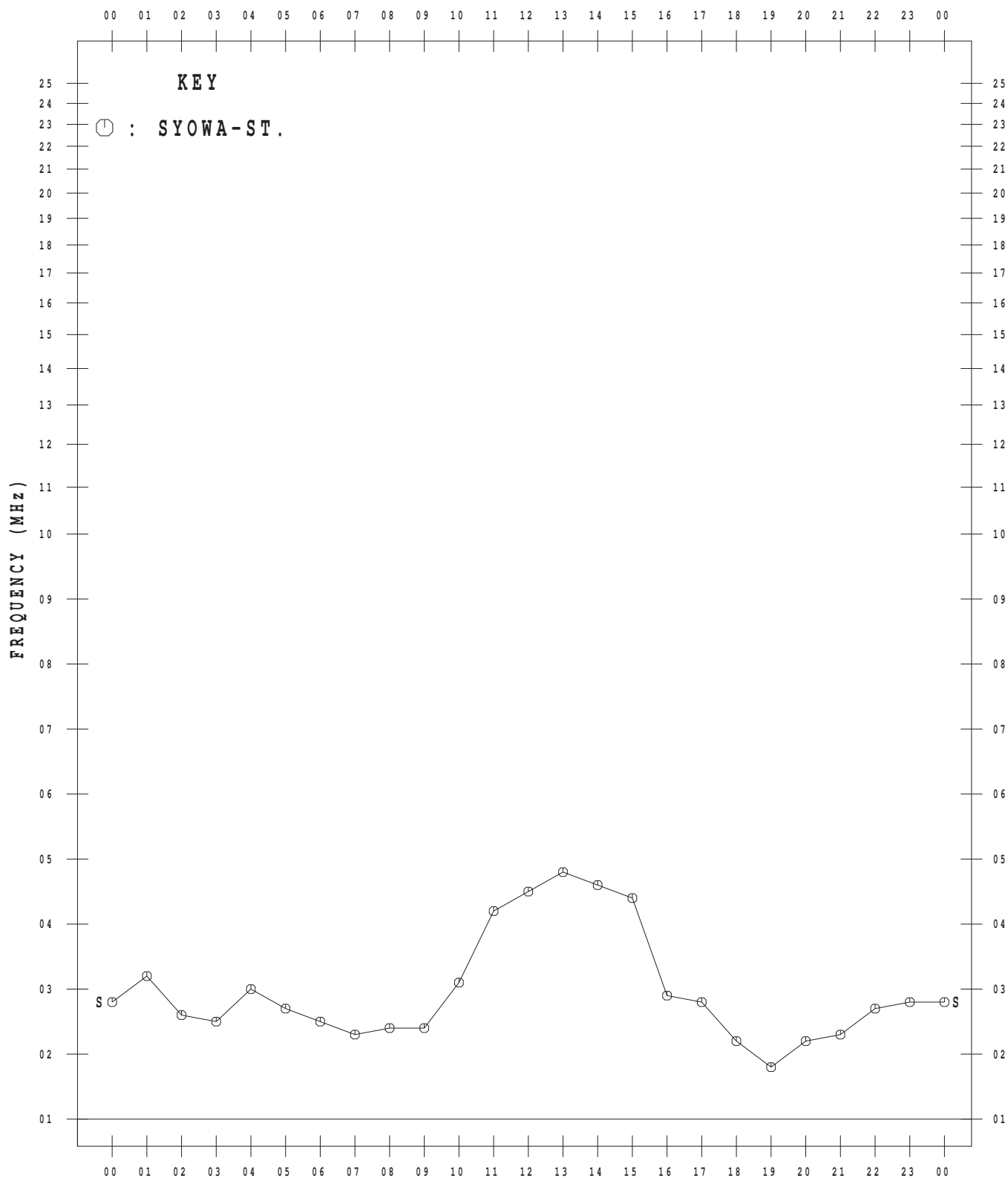
JUN. 2011



MONTHLY MEDIAN VALUES OF f_oF_2

45° E MEAN TIME

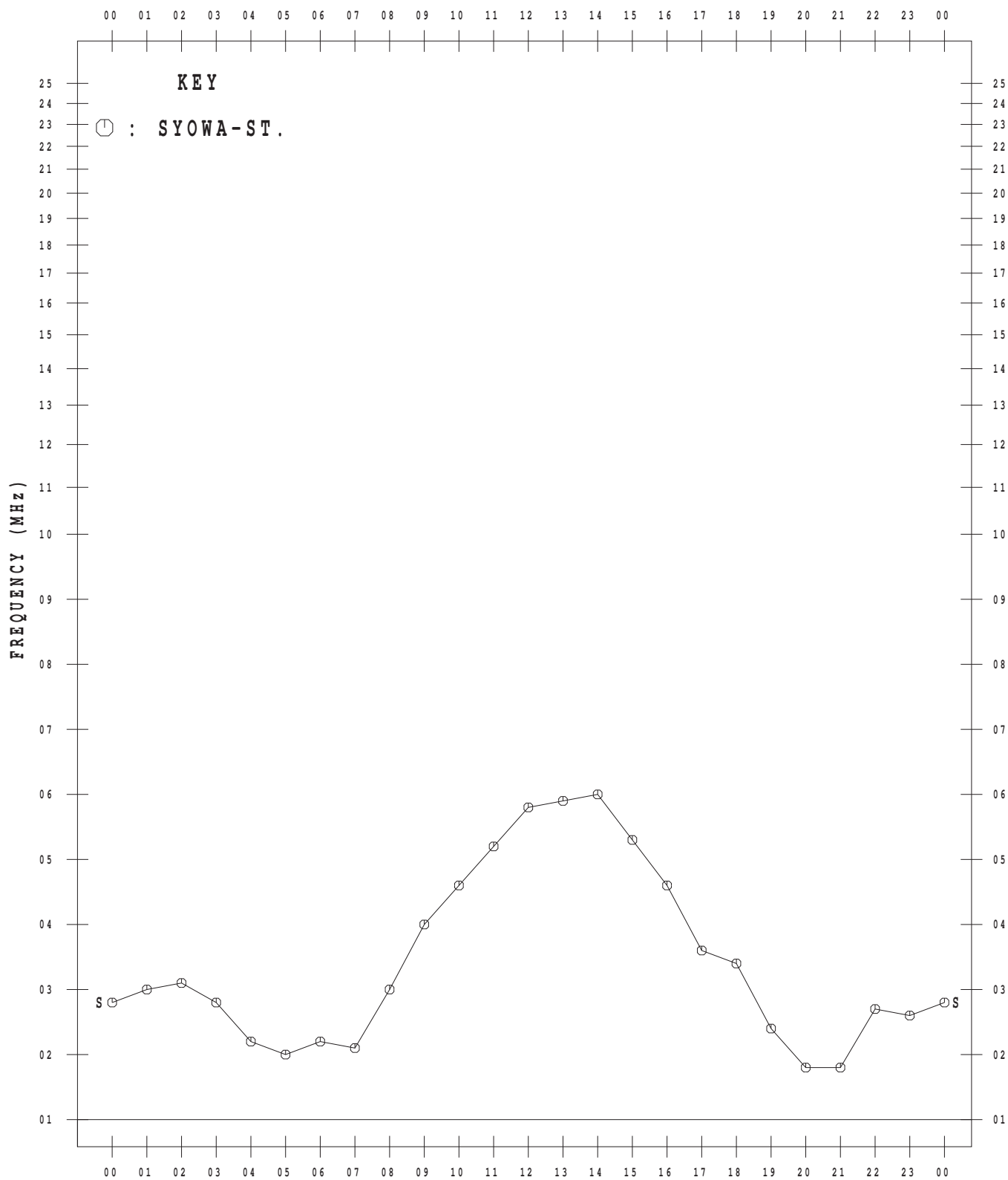
JUL. 2011



MONTHLY MEDIAN VALUES OF f_oF_2

45° E MEAN TIME

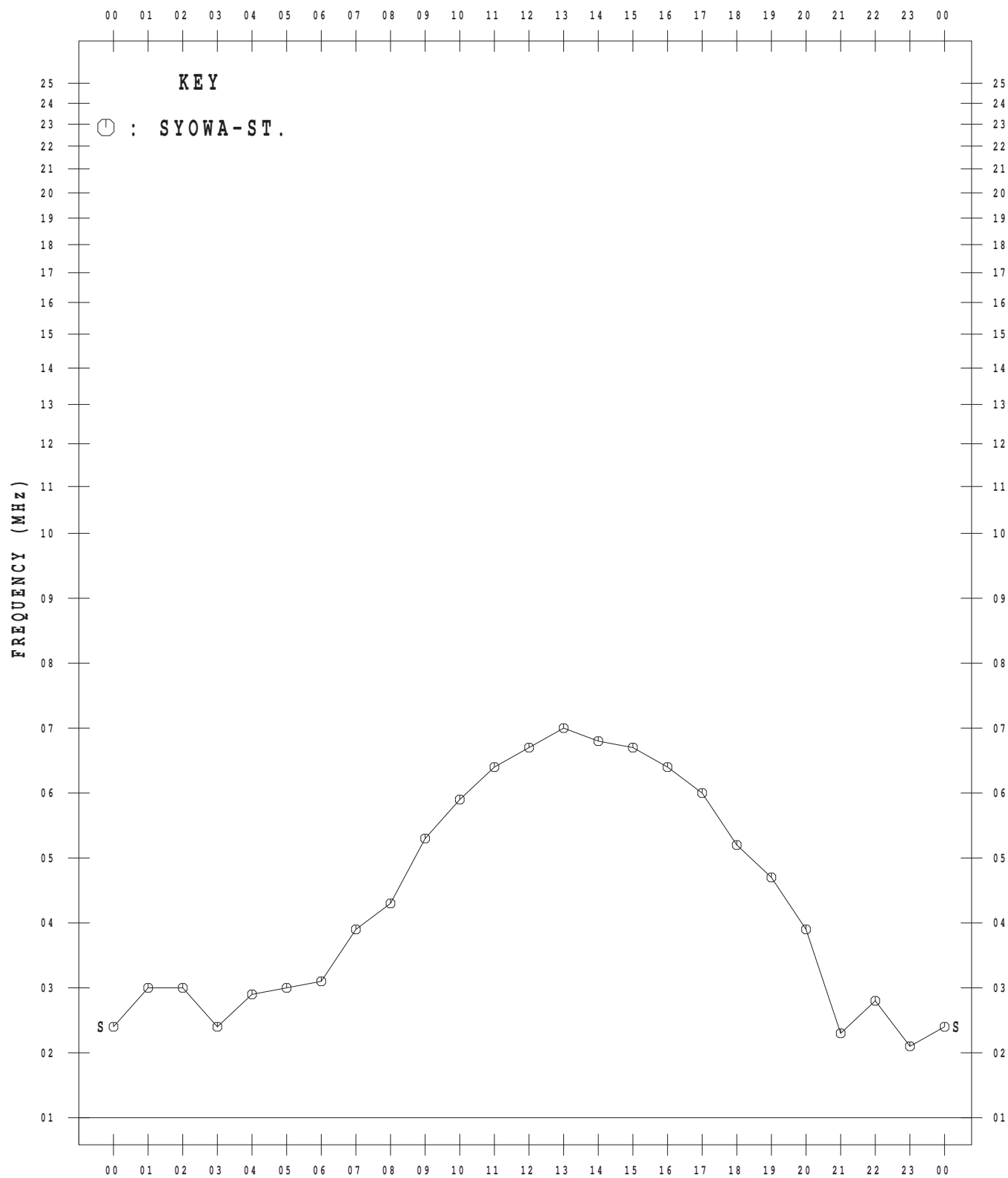
AUG. 2011



MONTHLY MEDIAN VALUES OF f_oF_2

45° E MEAN TIME

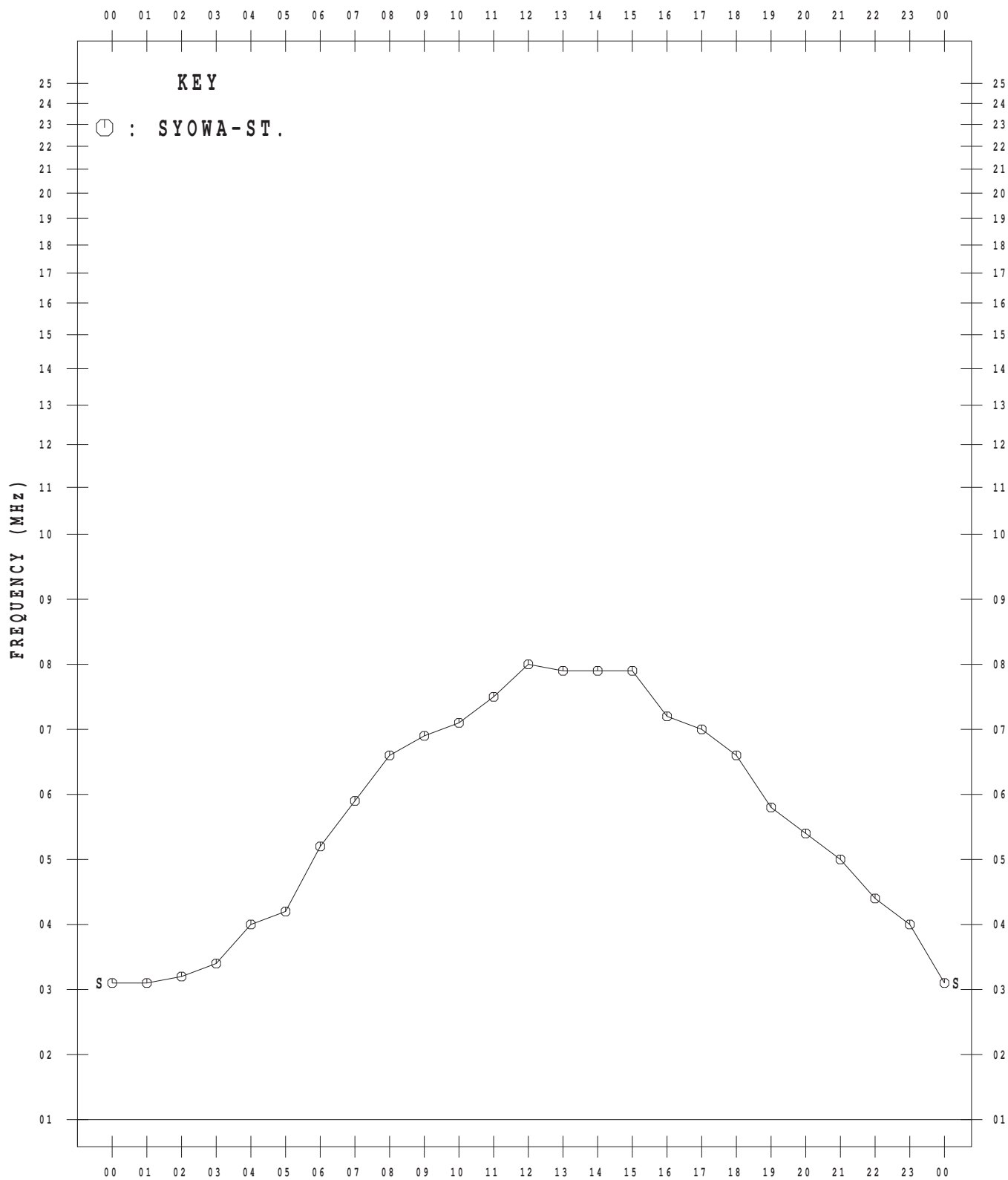
SEP. 2011



MONTHLY MEDIAN VALUES OF f_oF₂

45° E MEAN TIME

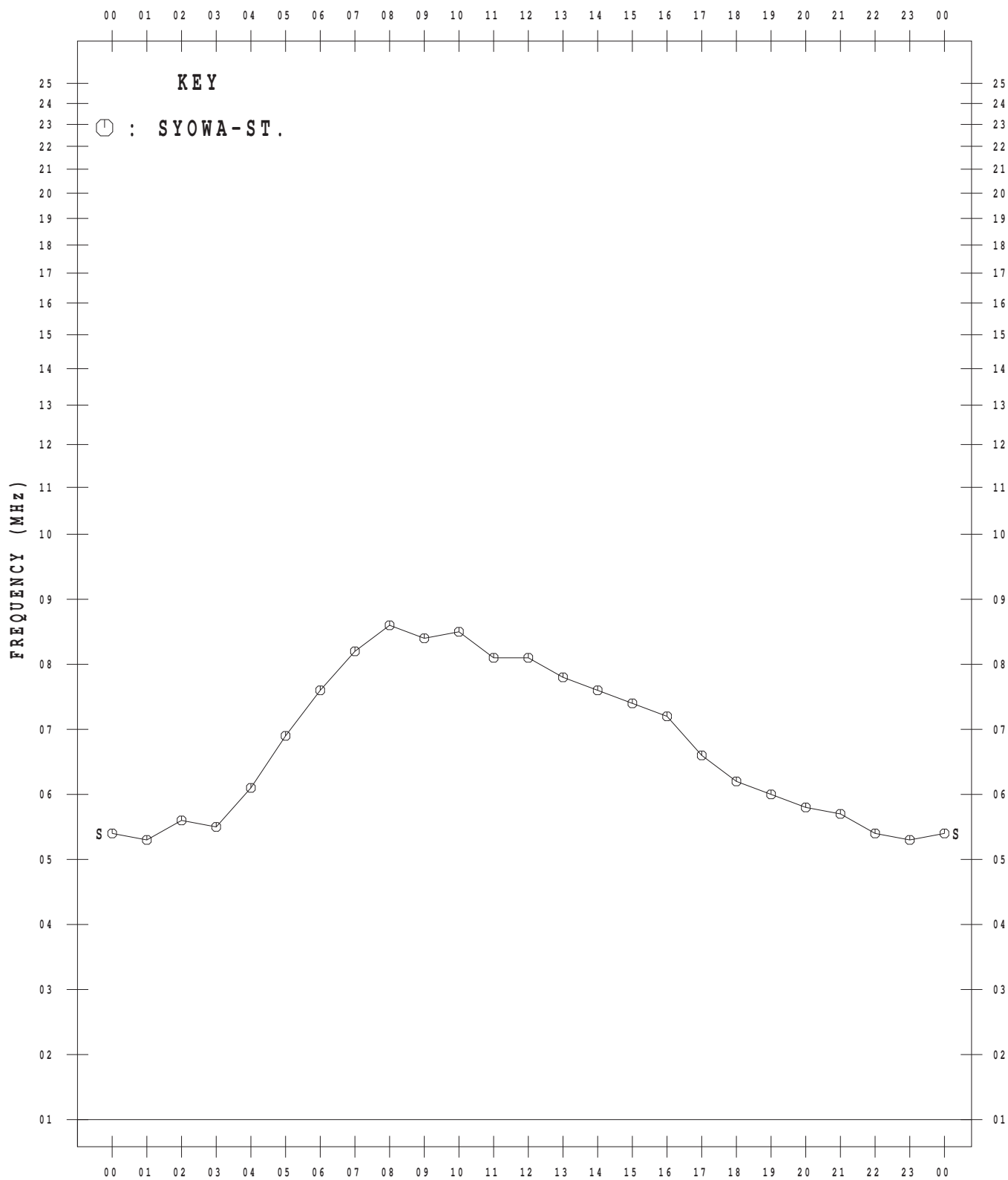
OCT. 2011



MONTHLY MEDIAN VALUES OF f_oF_2

45° E MEAN TIME

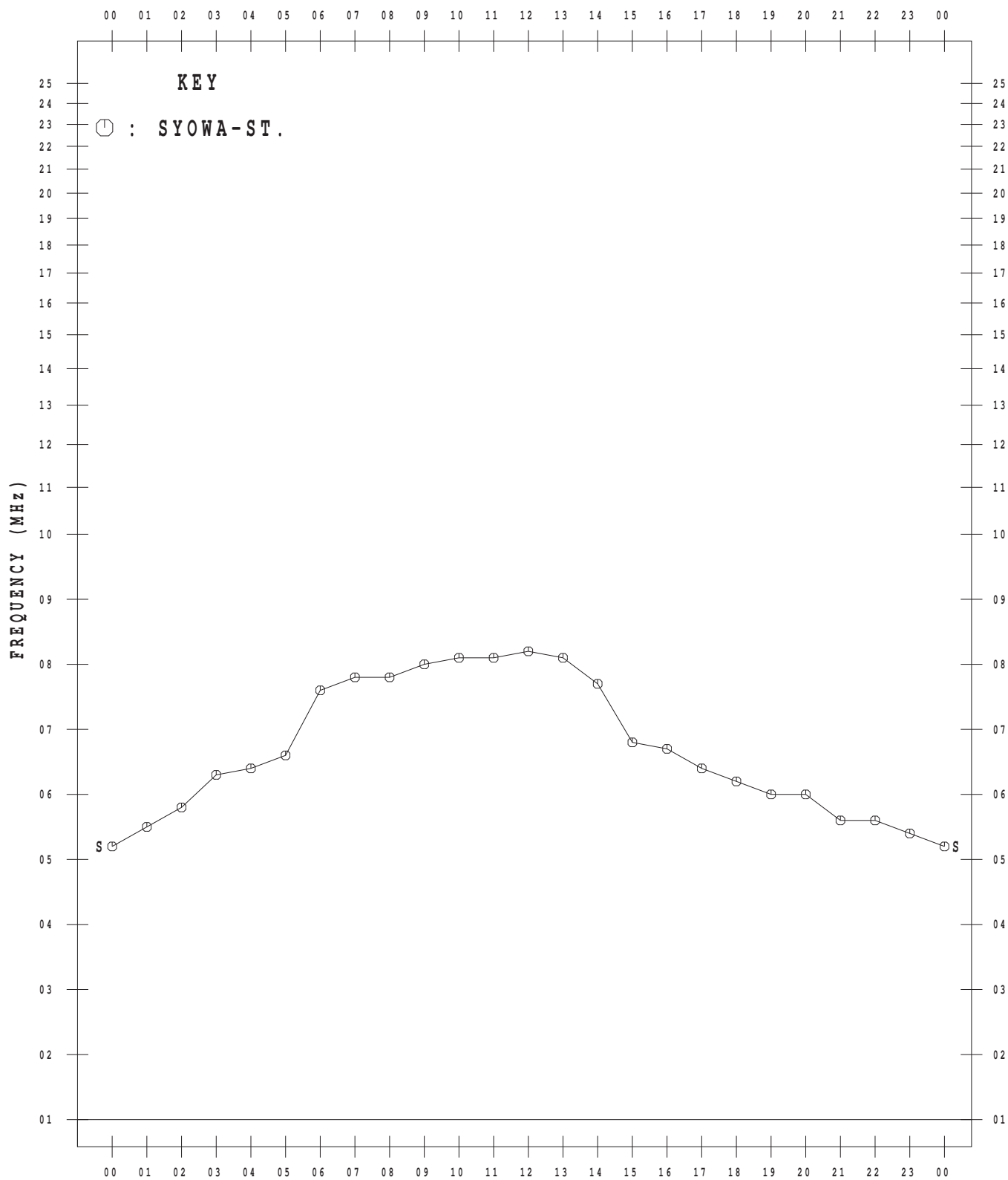
NOV. 2011



MONTHLY MEDIAN VALUES OF f_oF_2

45° E MEAN TIME

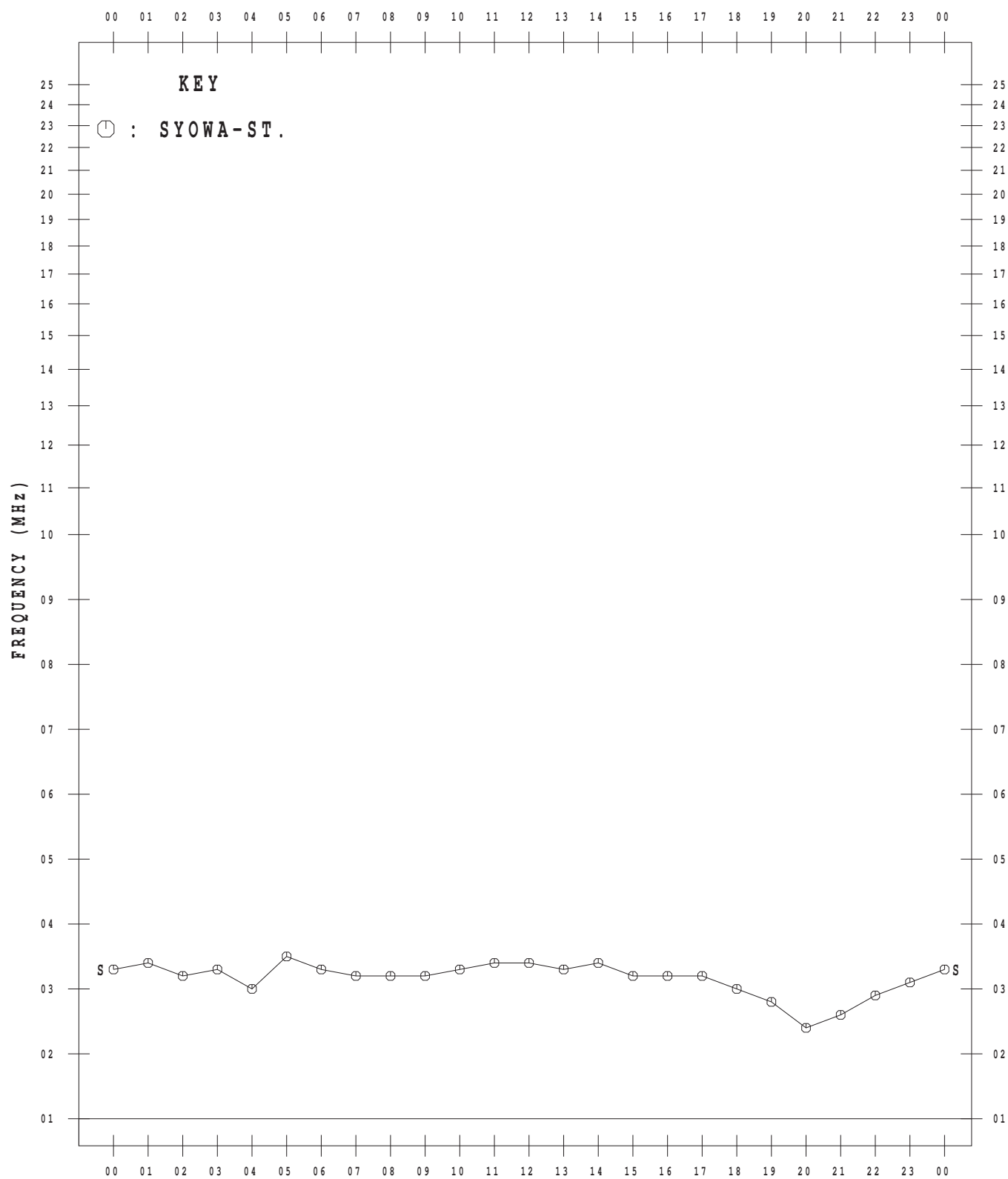
DEC. 2011



MONTHLY MEDIAN VALUES OF f_tE_s

45° E MEAN TIME

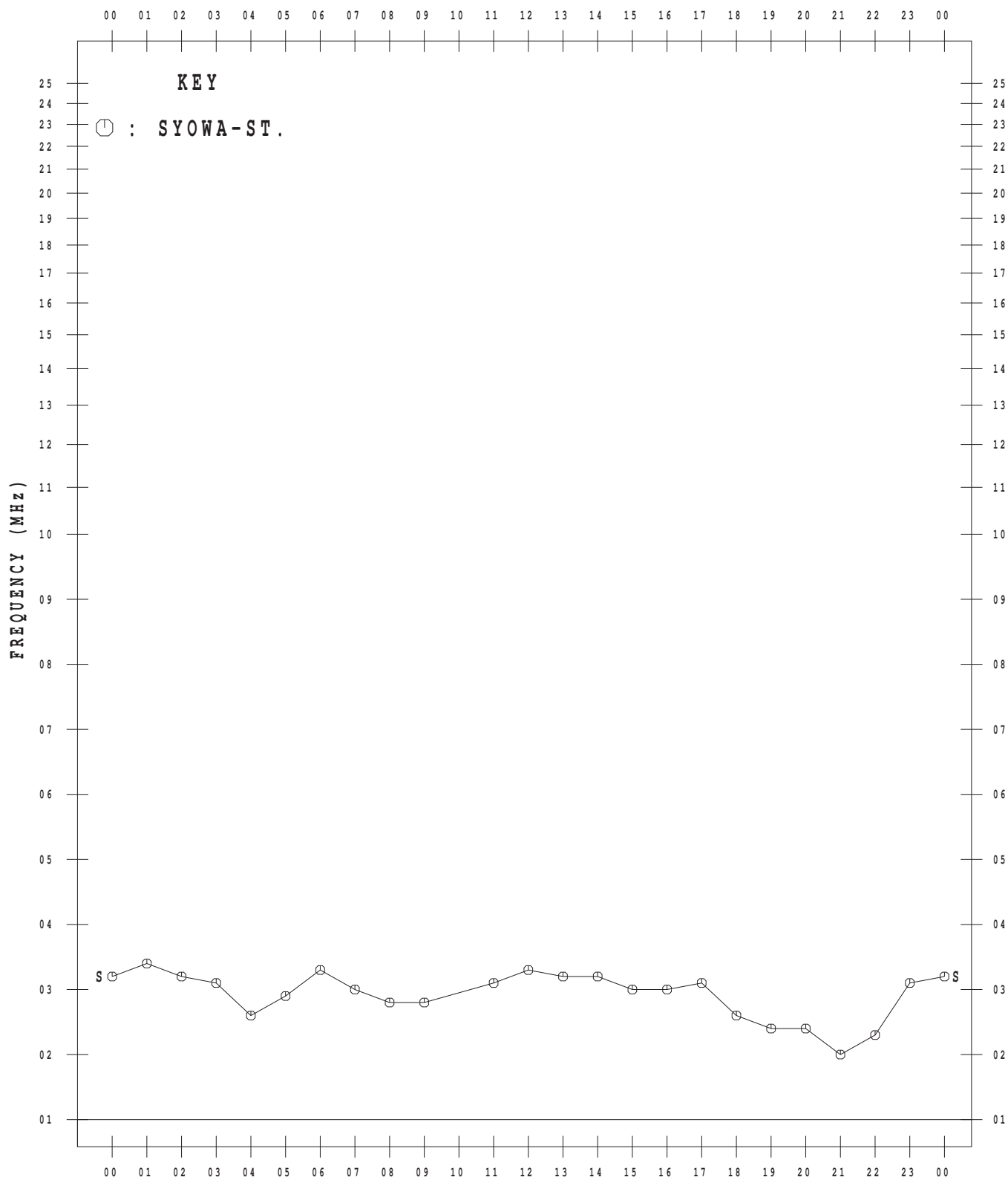
JAN. 2011



MONTHLY MEDIAN VALUES OF ftEs

45° E MEAN TIME

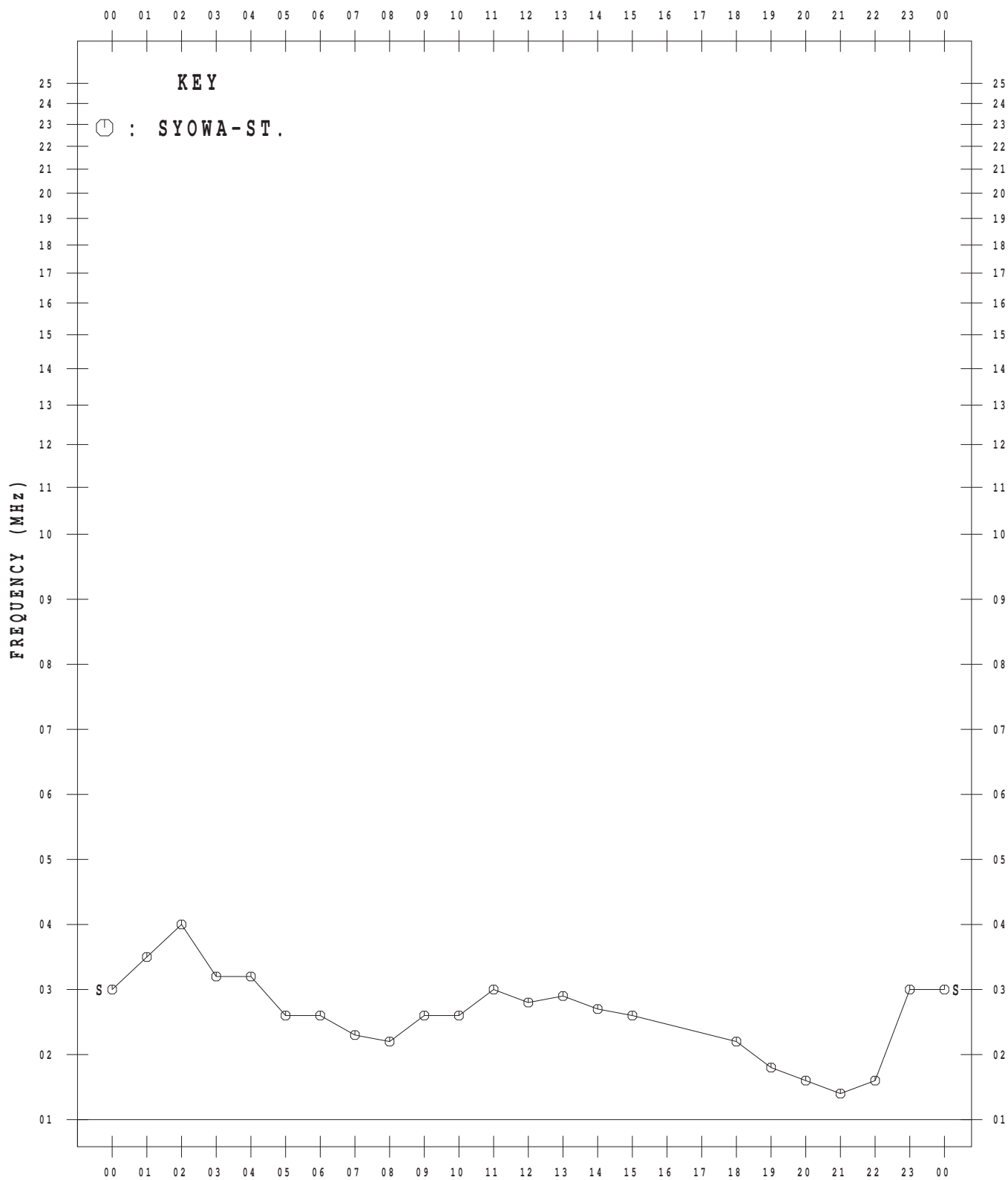
FEB. 2011



MONTHLY MEDIAN VALUES OF f_tE_s

45° E MEAN TIME

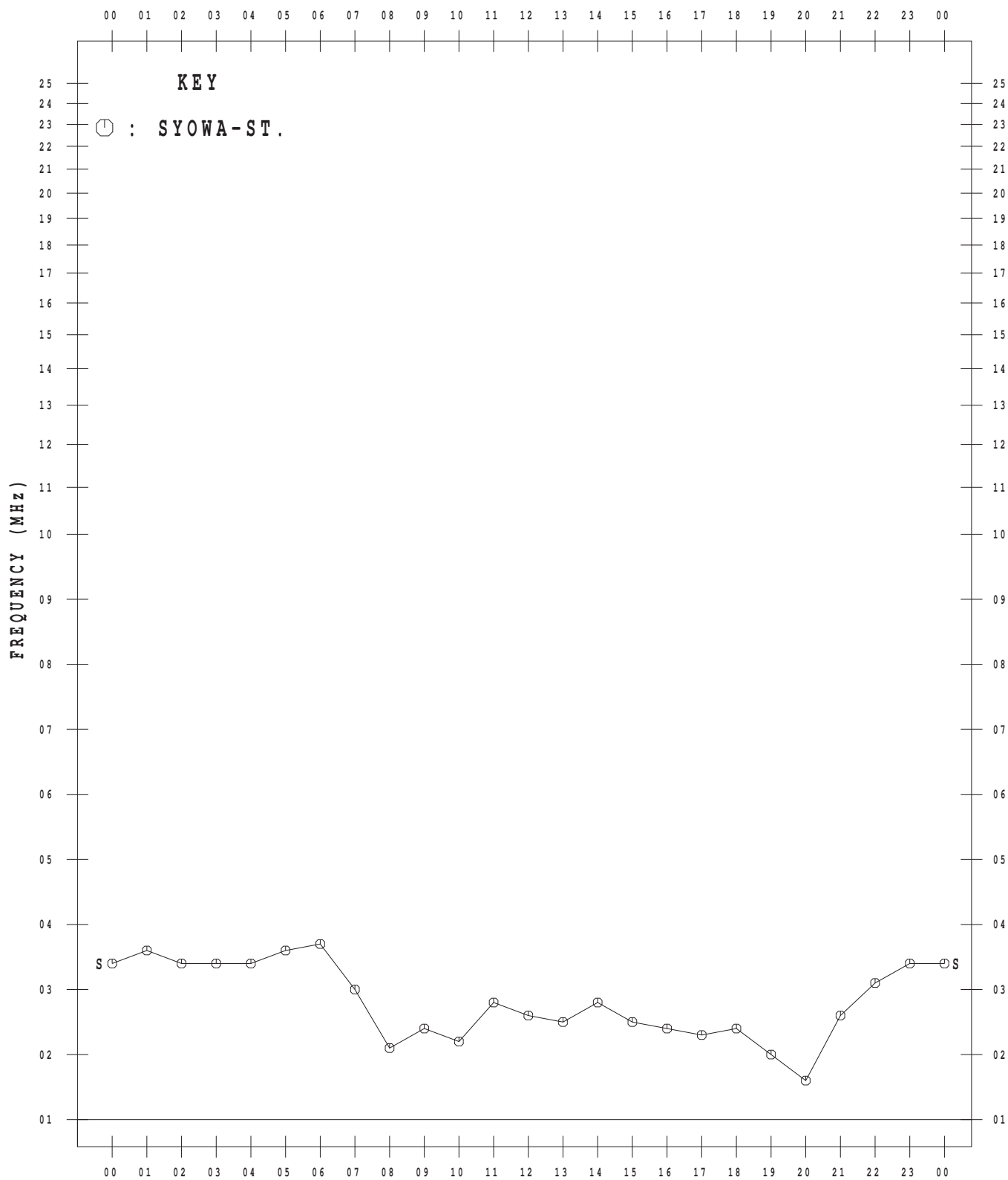
MAR. 2011



MONTHLY MEDIAN VALUES OF f_tE_s

45° E MEAN TIME

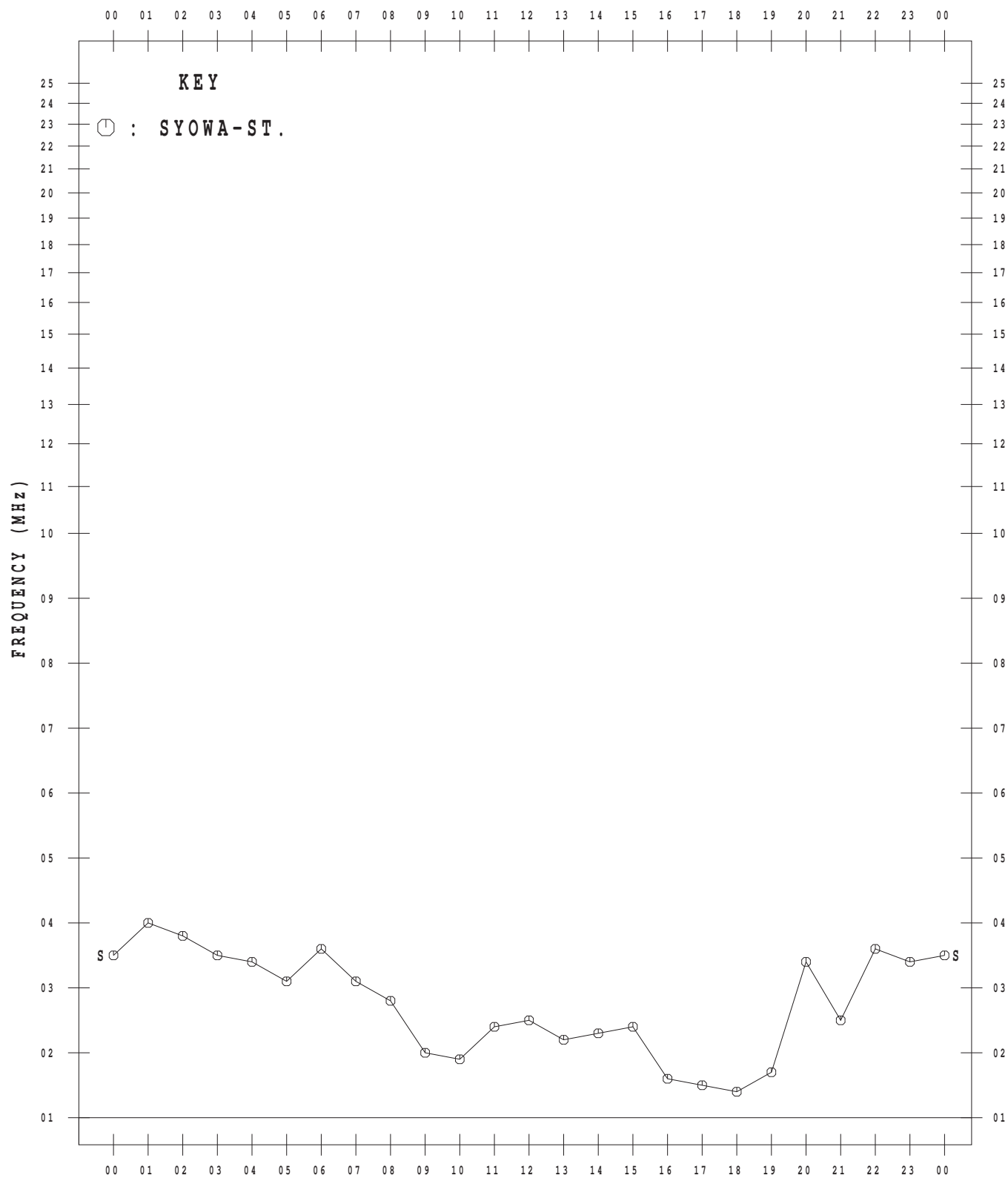
APR. 2011



MONTHLY MEDIAN VALUES OF f_tE_s

45° E MEAN TIME

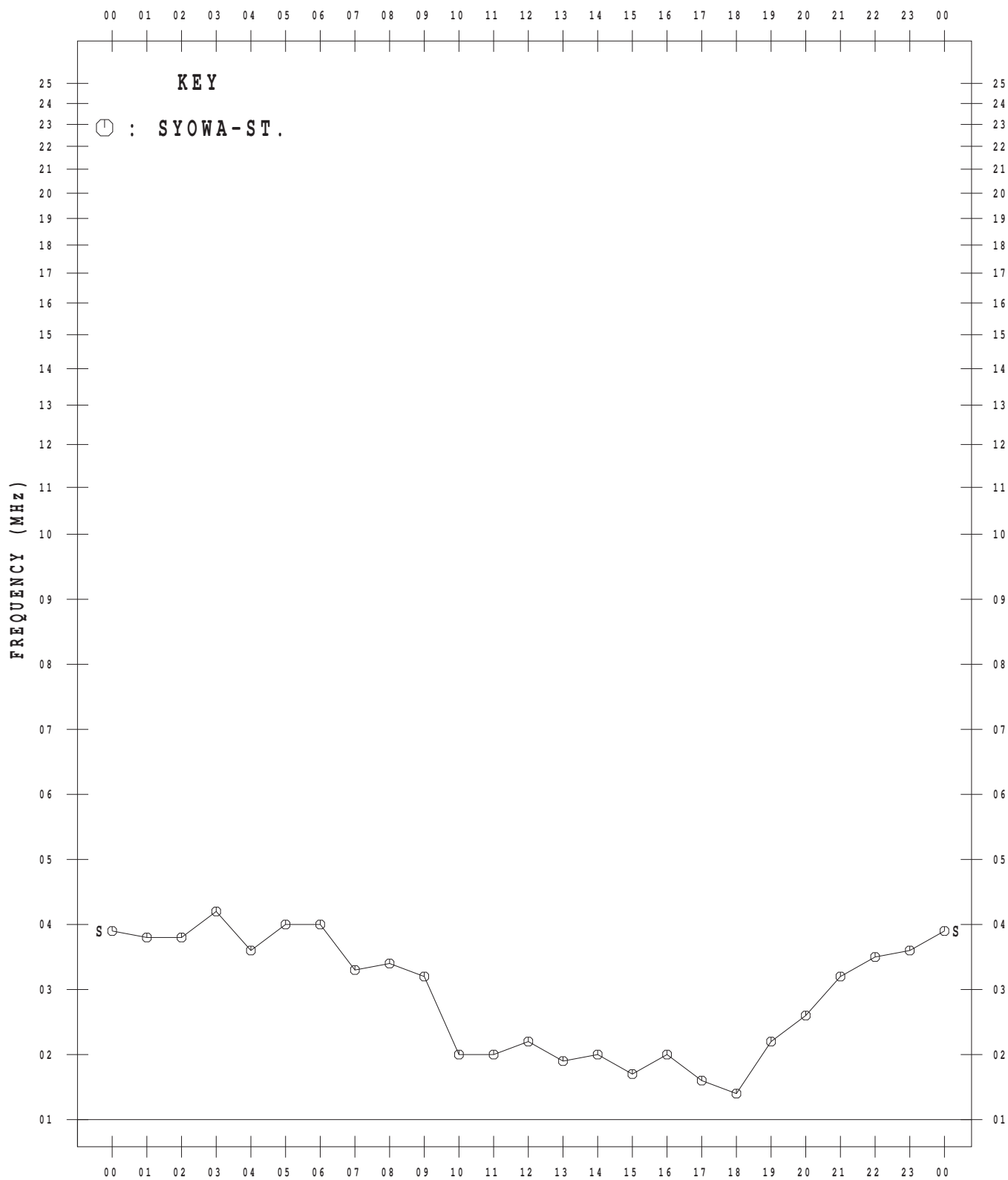
MAY 2011



MONTHLY MEDIAN VALUES OF f_{tE}s

45° E MEAN TIME

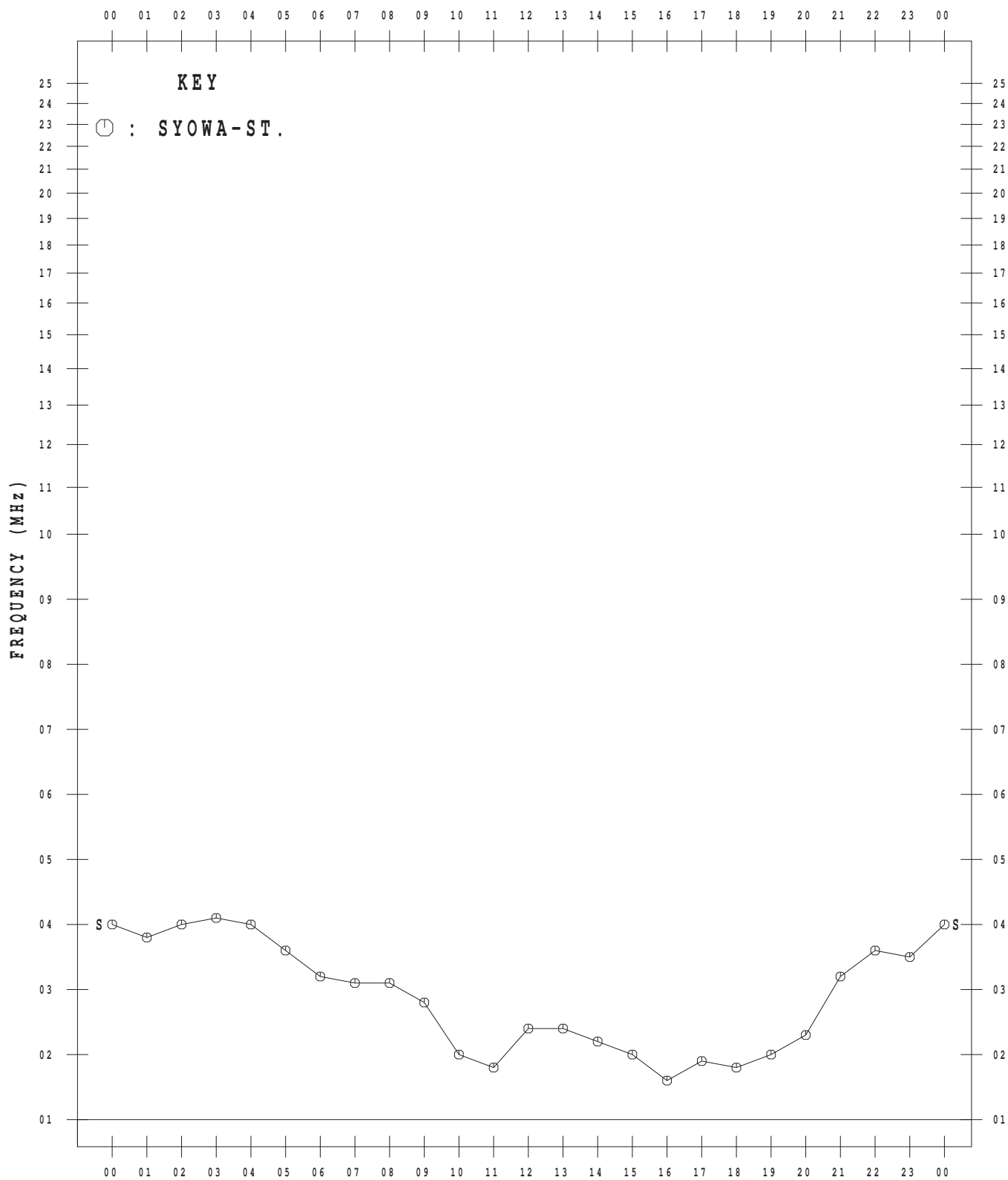
JUN. 2011



MONTHLY MEDIAN VALUES OF f_tE_s

45° E MEAN TIME

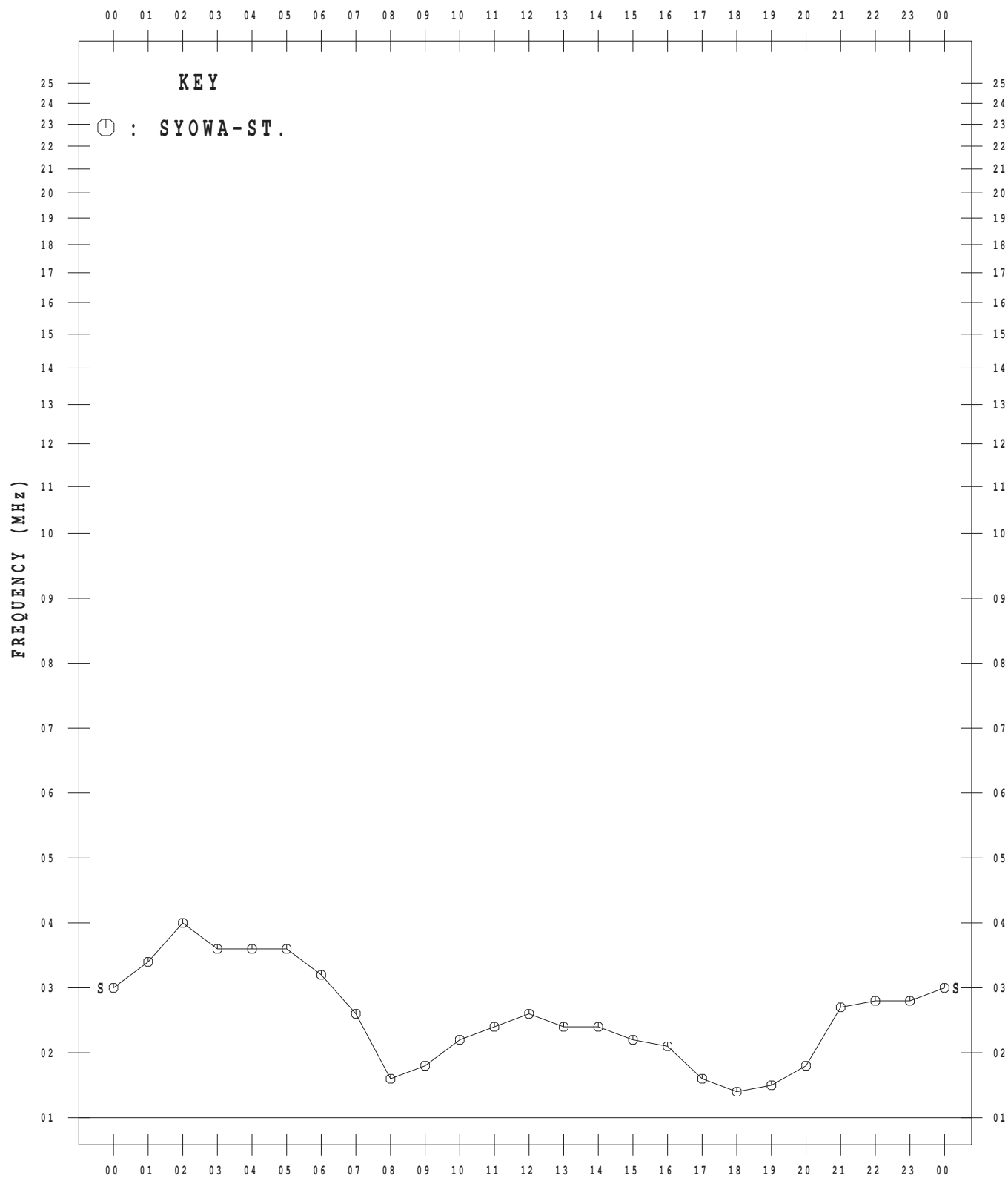
JUL. 2011



MONTHLY MEDIAN VALUES OF f_tE_s

45° E MEAN TIME

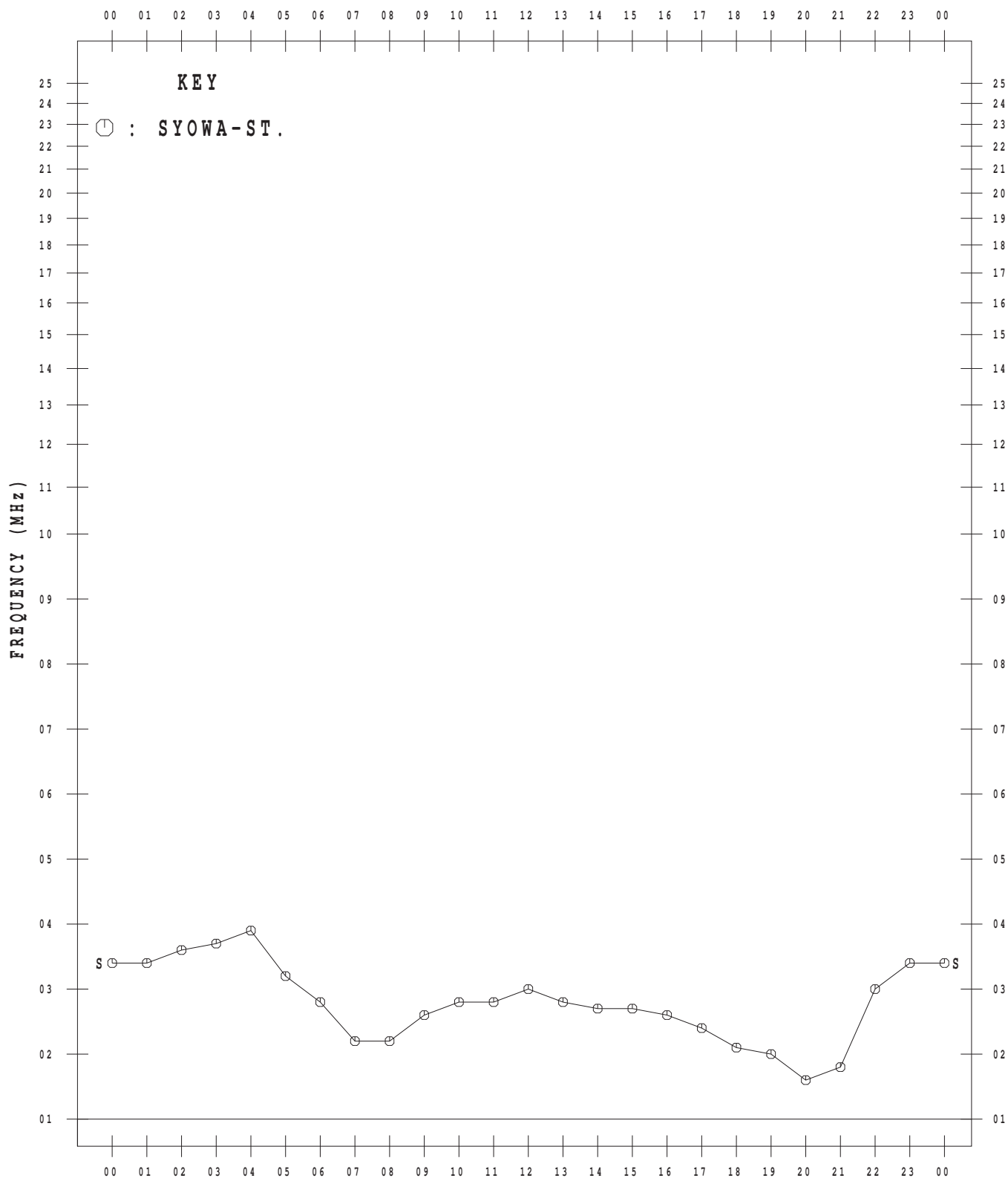
AUG. 2011



MONTHLY MEDIAN VALUES OF f_tE_s

45° E MEAN TIME

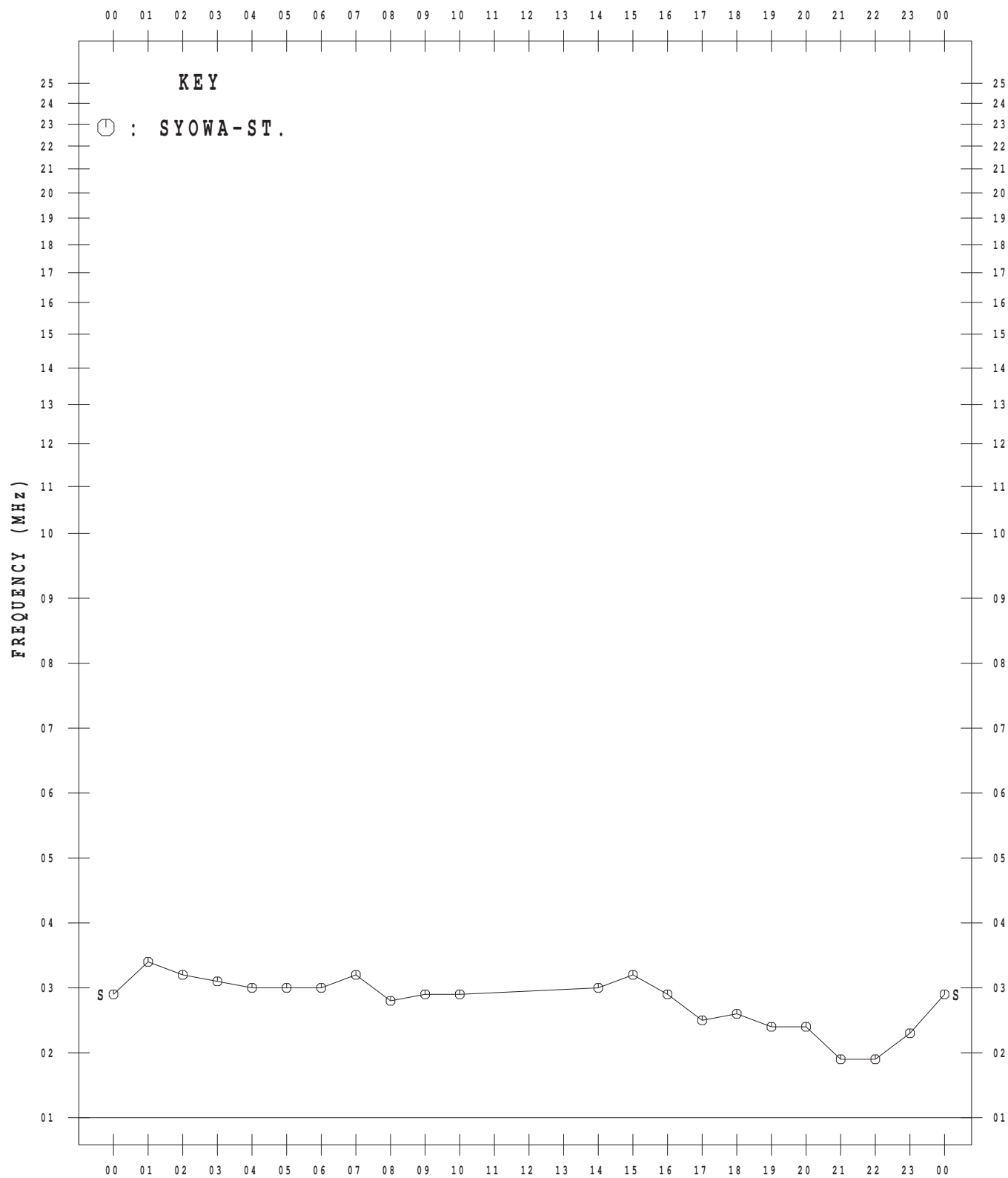
SEP. 2011



MONTHLY MEDIAN VALUES OF f_tE_s

45° E MEAN TIME

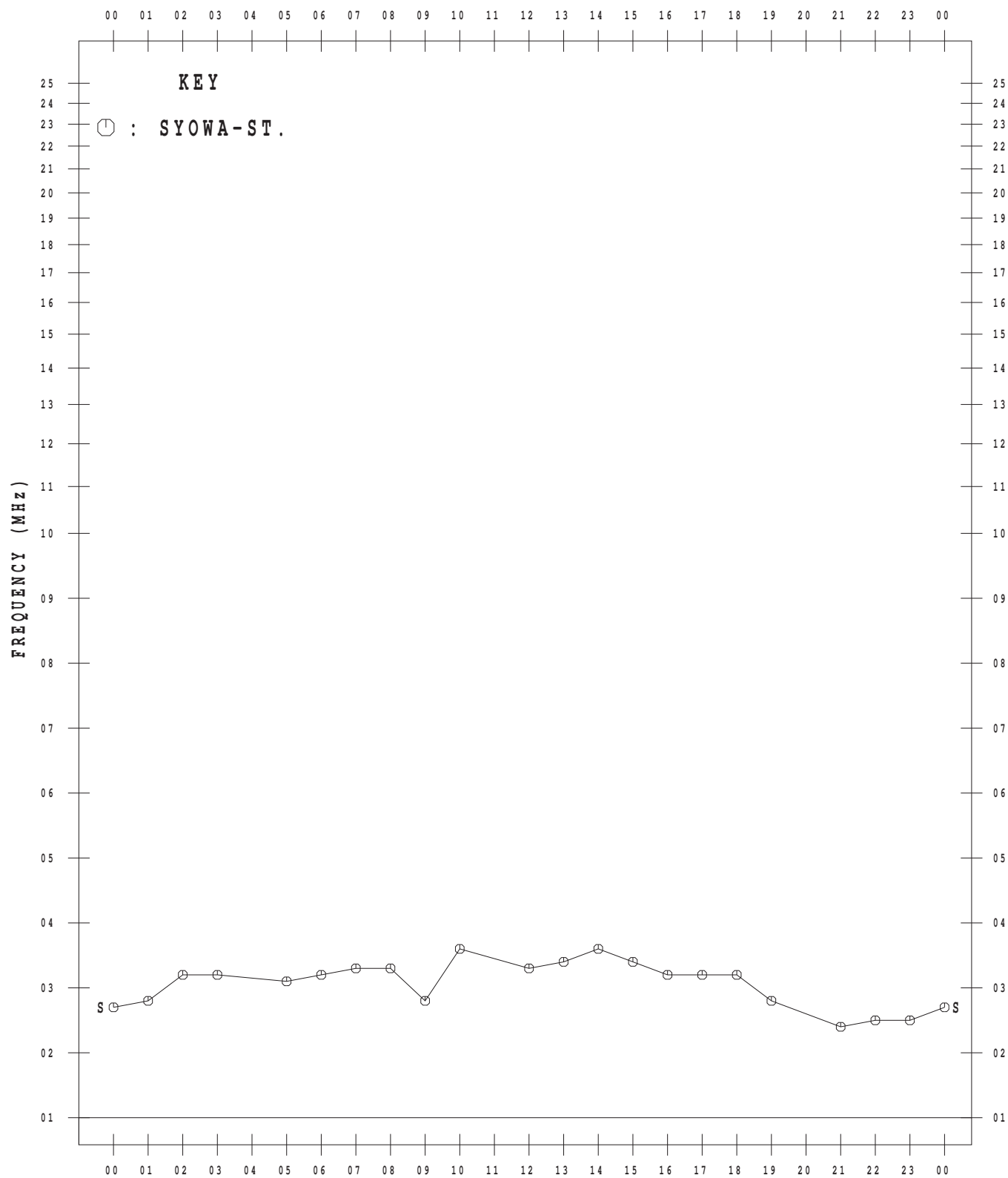
OCT. 2011



MONTHLY MEDIAN VALUES OF f_tE_s

45° E MEAN TIME

NOV. 2011



MONTHLY MEDIAN VALUES OF f_tE_s

45° E MEAN TIME

DEC. 2011

